

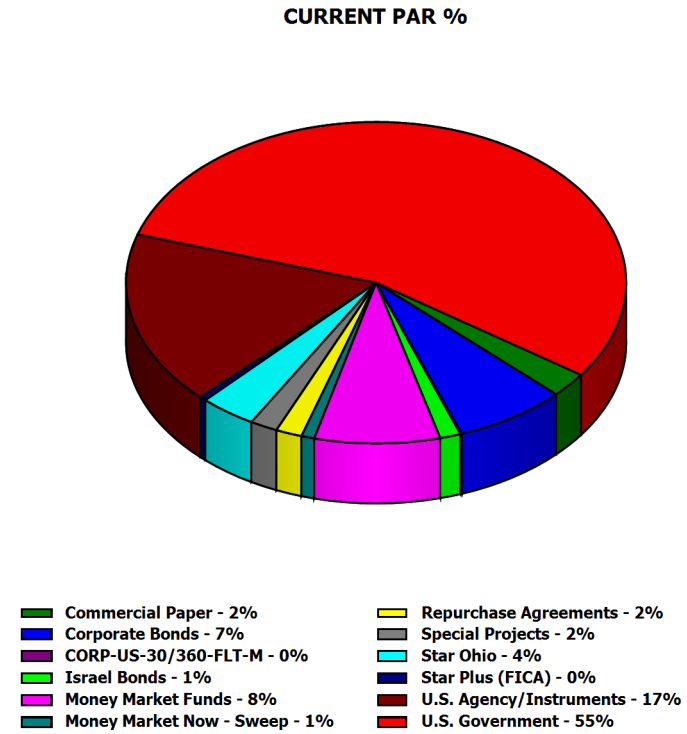
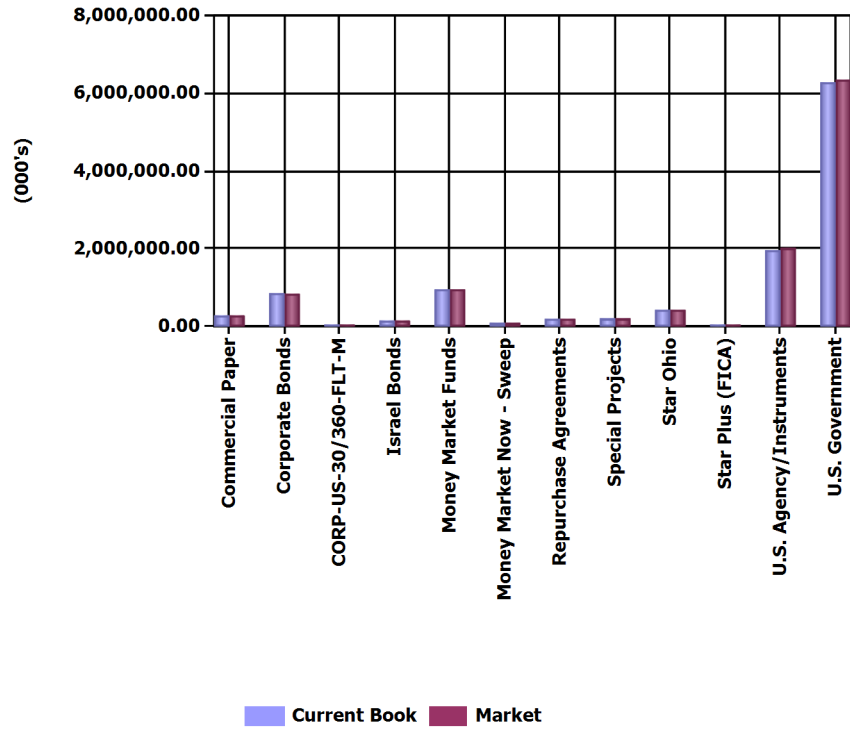


Run Date: 3/5/2019 11:25:36 AM

Investments Outstanding As Of Date: 2/28/2019

Assets (000's)	Current Par	Current Book	Current Market	Mkt/ Cur Book	Yield	WAL (Yr)	Mat (Yr)
Commercial Paper	292,421,749.00	292,329,940.67	292,394,484.00	100.02 %	2.41 %	.007	.007
Corporate Bonds	851,598,000.00	857,449,387.27	845,218,113.85	98.57 %	2.25 %	2.151	2.204
CORP-US-30/360-FLT-M	10,000,000.00	10,000,000.00	9,686,000.00	96.86 %	2.83 %	2.564	2.564
Israel Bonds	159,000,000.00	159,000,000.00	159,049,506.60	100.03 %	2.99 %	1.578	1.578
Money Market Funds	954,591,423.20	954,591,423.20	954,591,423.20	100.00 %	2.19 %	.003	.003
Money Market Now - Sweep	99,003,938.84	99,003,938.84	99,003,938.84	100.00 %	0.70 %	.003	.003
Repurchase Agreements	200,000,000.00	200,000,000.00	200,000,000.00	100.00 %	2.57 %	.003	.003
Special Projects	210,200,112.13	210,200,112.13	210,200,112.13	100.00 %	1.83 %	.480	.480
Star Ohio	429,664,382.26	429,664,382.26	429,664,382.26	100.00 %	2.58 %	.003	.003
Star Plus (FICA)	51,370,289.17	51,370,289.17	51,370,289.17	100.00 %	2.13 %	.003	.003
U.S. Agency/Instruments	2,054,518,000.00	1,965,414,411.99	2,024,564,110.54	103.01 %	2.04 %	.714	2.421
U.S. Government	6,458,216,000.00	6,285,699,249.40	6,353,236,504.92	101.07 %	2.25 %	1.089	1.089
<b>Totals (000's):</b>	<b>11,770,583,894.60</b>	<b>11,514,723,134.93</b>	<b>11,628,978,865.51</b>	<b>100.99 %</b>	<b>2.22 %</b>	<b>.910</b>	<b>1.212</b>

PORTFOLIO ALLOCATION



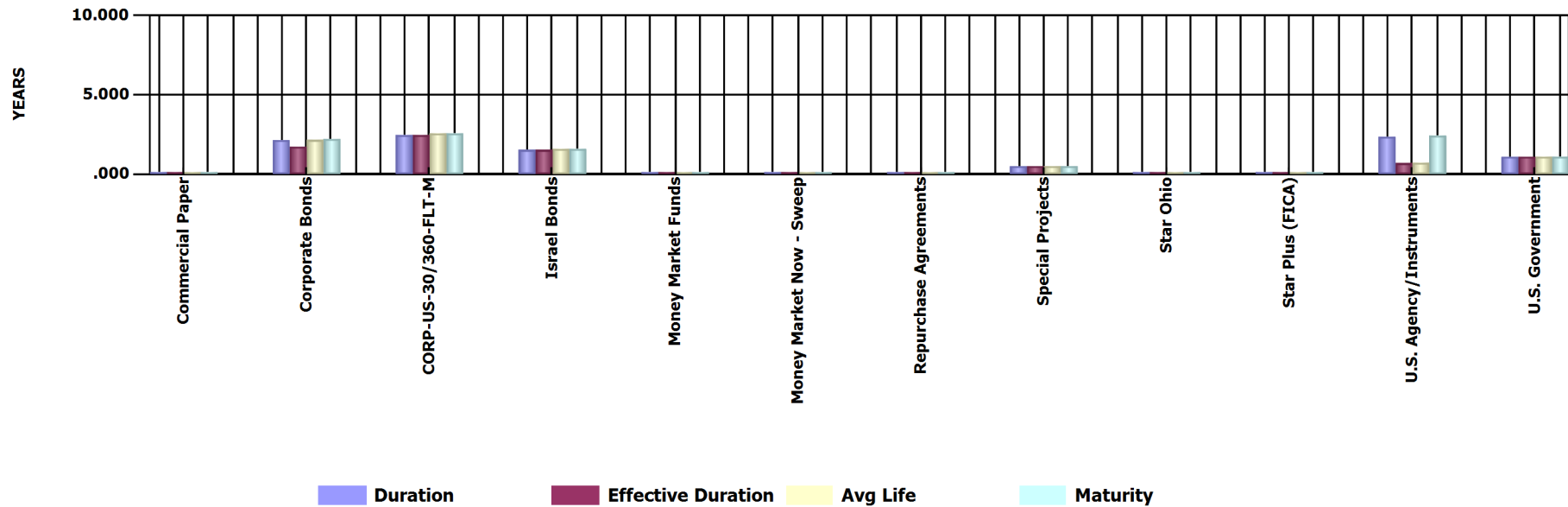


Run Date: 3/5/2019 11:25:36 AM

Investments Outstanding As Of Date: 2/28/2019

Assets (000's)	Current Par	Duration (Yr)	Effective Duration (Yr)	WAL (Yr)	Mat (Yr)
Commercial Paper	292,421.75	.007	.007	.007	.007
Corporate Bonds	851,598.00	2.124	1.707	2.151	2.204
CORP-US-30/360-FLT-M	10,000.00	2.460	2.460	2.564	2.564
Israel Bonds	159,000.00	1.519	1.519	1.578	1.578
Money Market Funds	954,591.42	.003	.003	.003	.003
Money Market Now - Sweep	99,003.94	.003	.003	.003	.003
Repurchase Agreements	200,000.00	.003	.003	.003	.003
Special Projects	210,200.11	.476	.476	.480	.480
Star Ohio	429,664.38	.003	.003	.003	.003
Star Plus (FICA)	51,370.29	.003	.003	.003	.003
U.S. Agency/Instruments	2,054,518.00	2.343	.680	.714	2.421
U.S. Government	6,458,216.00	1.072	1.072	1.089	1.089
<b>Totals (000's):</b>	<b>11,770,583.89</b>	<b>1.183</b>	<b>.862</b>	<b>.910</b>	<b>1.212</b>

MATURITY ANALYSIS



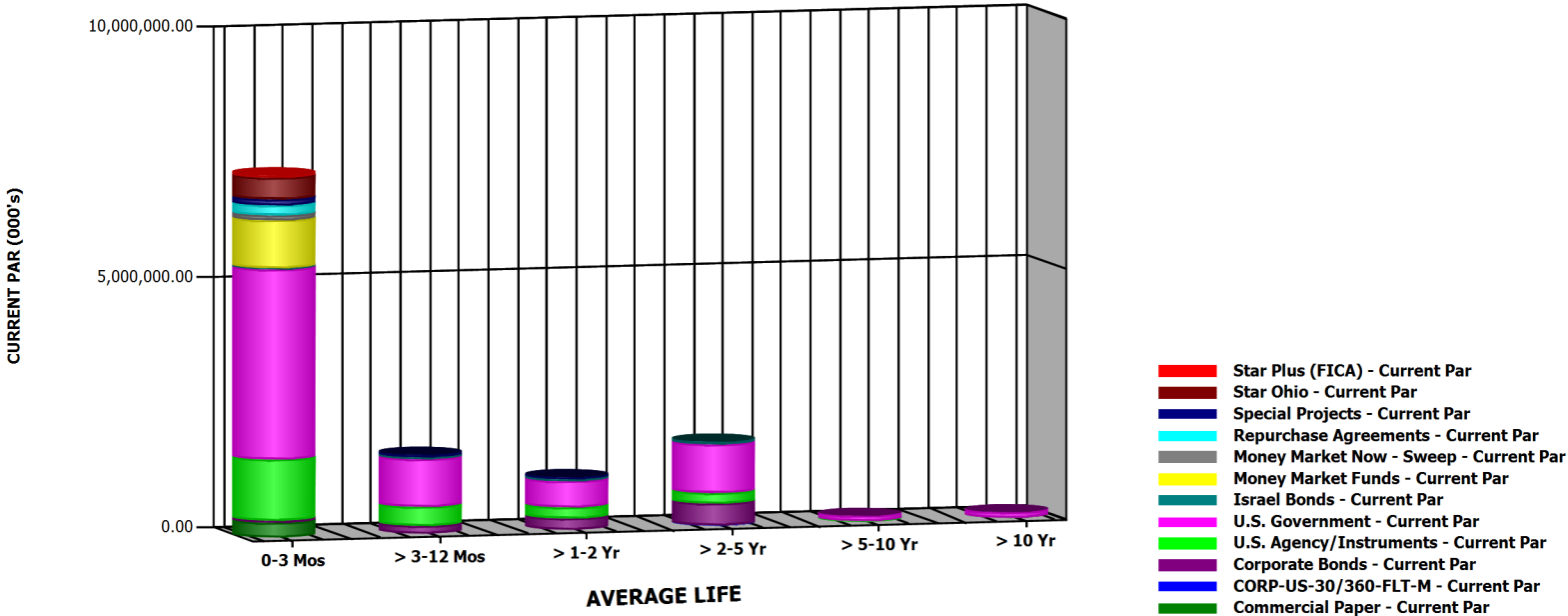


Run Date: 3/5/2019 11:25:36 AM

Investments Outstanding As Of Date: 2/28/2019

Current Par (000's)	0-3 Mos	> 3-12 Mos	> 1-2 Yr	> 2-5 Yr	> 5-10 Yr	> 10 Yr	Totals (000's)
Commercial Paper	292,421.75	0.00	0.00	0.00	0.00	0.00	292,421.75
Corporate Bonds	41,574.00	153,438.00	222,308.00	434,278.00	0.00	0.00	851,598.00
CORP-US-30/360-FLT-M	0.00	0.00	0.00	10,000.00	0.00	0.00	10,000.00
Israel Bonds	26,200.00	37,800.00	40,000.00	55,000.00	0.00	0.00	159,000.00
Money Market Funds	954,591.42	0.00	0.00	0.00	0.00	0.00	954,591.42
Money Market Now - Sweep	99,003.94	0.00	0.00	0.00	0.00	0.00	99,003.94
Repurchase Agreements	200,000.00	0.00	0.00	0.00	0.00	0.00	200,000.00
Special Projects	120,644.89	49,175.43	40,379.79	0.00	0.00	0.00	210,200.11
Star Ohio	429,664.38	0.00	0.00	0.00	0.00	0.00	429,664.38
Star Plus (FICA)	51,370.29	0.00	0.00	0.00	0.00	0.00	51,370.29
U.S. Agency/Instruments	1,221,402.00	379,905.00	223,875.00	211,085.00	16,180.00	2,071.00	2,054,518.00
U.S. Government	3,794,964.00	951,872.25	521,836.25	970,809.75	104,782.25	113,951.50	6,458,216.00
Totals (000's):	7,231,836.67	1,572,190.68	1,048,399.04	1,681,172.75	120,962.25	116,022.50	11,770,583.89

AVERAGE LIFE DISTRIBUTION



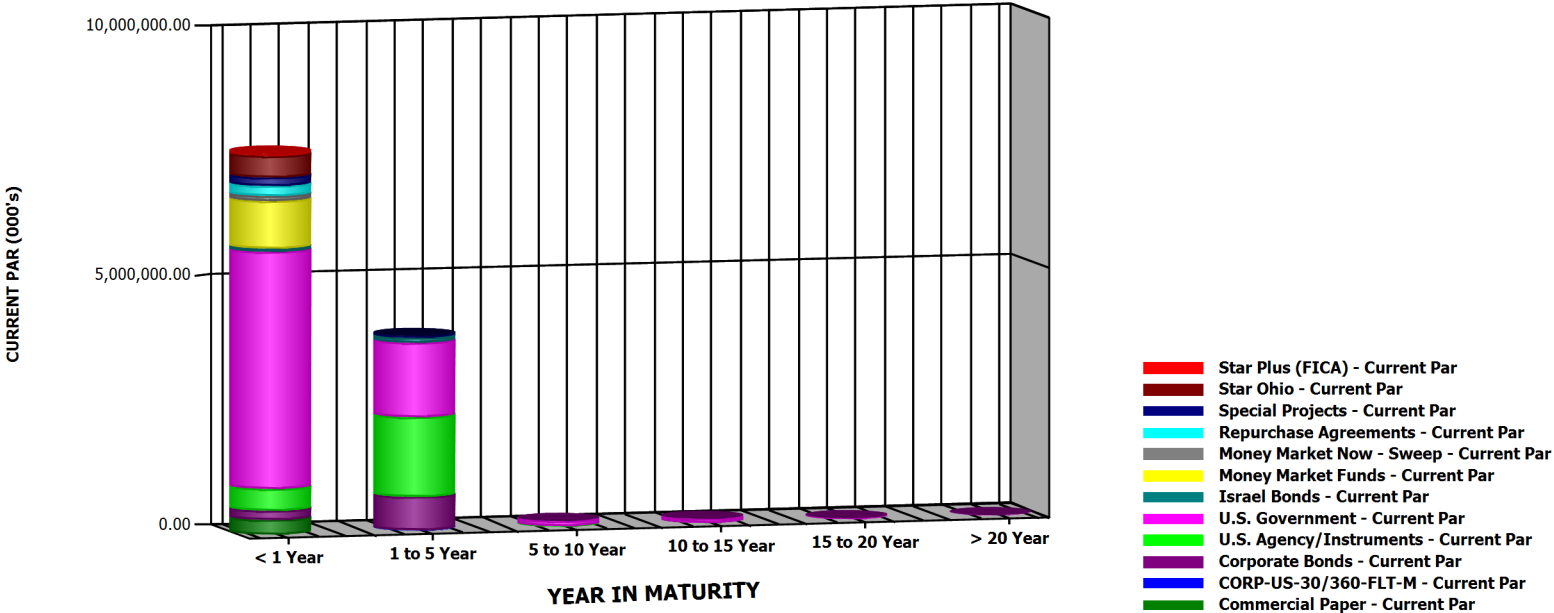


Run Date: 3/5/2019 11:25:36 AM

Investments Outstanding As Of Date: 2/28/2019

Current Par (000's)	< 1 Year	1 to 5 Year	5 to 10 Year	10 to 15 Year	15 to 20 Year	> 20 Year	Totals (000's)
Commercial Paper	292,421.75	0.00	0.00	0.00	0.00	0.00	292,421.75
Corporate Bonds	185,012.00	666,586.00	0.00	0.00	0.00	0.00	851,598.00
CORP-US-30/360-FLT-M	0.00	10,000.00	0.00	0.00	0.00	0.00	10,000.00
Israel Bonds	64,000.00	95,000.00	0.00	0.00	0.00	0.00	159,000.00
Money Market Funds	954,591.42	0.00	0.00	0.00	0.00	0.00	954,591.42
Money Market Now - Sweep	99,003.94	0.00	0.00	0.00	0.00	0.00	99,003.94
Repurchase Agreements	200,000.00	0.00	0.00	0.00	0.00	0.00	200,000.00
Special Projects	169,820.32	40,379.79	0.00	0.00	0.00	0.00	210,200.11
Star Ohio	429,664.38	0.00	0.00	0.00	0.00	0.00	429,664.38
Star Plus (FICA)	51,370.29	0.00	0.00	0.00	0.00	0.00	51,370.29
U.S. Agency/Instruments	438,510.00	1,597,757.00	16,180.00	2,071.00	0.00	0.00	2,054,518.00
U.S. Government	4,746,836.25	1,492,646.00	104,782.25	85,187.25	21,873.25	6,891.00	6,458,216.00
Totals (000's):	7,631,230.35	3,902,368.79	120,962.25	87,258.25	21,873.25	6,891.00	11,770,583.89

MATURITY DISTRIBUTION

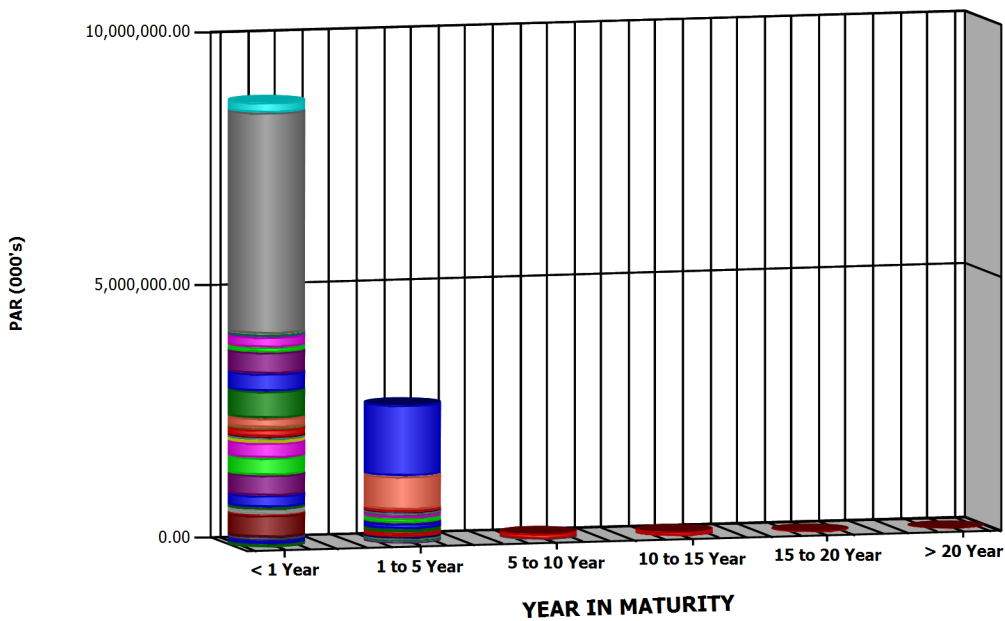




Run Date: 3/5/2019 11:25:36 AM

Investments Outstanding As Of Date: 2/28/2019

Par (000's)	< 1 Year	1 to 5 Year	5 to 10 Year	10 to 15 Year	15 to 20 Year	> 20 Year	Totals (000's)
Commercial Paper	292,421.75	0.00	0.00	0.00	0.00	0.00	292,421.75
Corporate Bonds	195,012.00	656,586.00	0.00	0.00	0.00	0.00	851,598.00
CORP-US-30/360-FLT-M	0.00	10,000.00	0.00	0.00	0.00	0.00	10,000.00
Israel Bonds	64,000.00	95,000.00	0.00	0.00	0.00	0.00	159,000.00
Money Market Funds	954,591.42	0.00	0.00	0.00	0.00	0.00	954,591.42
Money Market Now - Sweep	99,003.94	0.00	0.00	0.00	0.00	0.00	99,003.94
Repurchase Agreements	200,000.00	0.00	0.00	0.00	0.00	0.00	200,000.00
Special Projects	169,820.32	40,379.79	0.00	0.00	0.00	0.00	210,200.11
Star Ohio	429,664.38	0.00	0.00	0.00	0.00	0.00	429,664.38
Star Plus (FICA)	51,370.29	0.00	0.00	0.00	0.00	0.00	51,370.29
U.S. Agency/Instruments	1,591,307.00	444,960.00	16,180.00	2,071.00	0.00	0.00	2,054,518.00
U.S. Government	4,746,836.25	1,492,646.00	104,782.25	85,187.25	21,873.25	6,891.00	6,458,216.00
Totals (000's):	8,794,027.35	2,739,571.79	120,962.25	87,258.25	21,873.25	6,891.00	11,770,583.89



- REPURCHASE AGREEMENT (TRI-PART - Par
- GOVT-US-ACT/360-ZERO-Z - Par
- FFCB-GOVT-US-30/360-AT-MAT - Par
- STAR OHIO-STAR PLUS(REINV DVD) - Par
- COMMERCIAL PAPER - OPEN TERM - Par
- MONEY MARKET NOW - SWEEP ACCT - Par
- MONEY MARKET FUND - CASH ACCT - Par
- GOVT-US-ACT/ACT-FXD-S - Par
- MONEY MARKET NOW ACCT - Par
- CORP-US-30/360-FLT-M - Par
- CORP-US-30/360-FXD-S - Par
- CORP-US-ACT/360-FLT-Q - Par
- FHLB-GOVT-US-30/360-STEP-Q - Par
- FHLB-GOVT-US-30/360-STEP-S - Par
- FHLMC-GOVT-US-30/360-STEP-Q - Par
- FNMA-GOVT-US-30/360-STEP-S - Par
- FNMA-GOVT-US-30/360-STEP-Q - Par
- ISRAEL-ACT/365-FLT-S - Par
- FHLMC-GOVT-US-30/360-STEP-S - Par
- TVA-US-30/360-FXD-S - Par
- FHLMC-GOVT-US-30/360-FXD-S - Par
- FNMA-GOVT-US-30/360-FXD-S - Par
- FFCB-GOVT-US-30/360-FXD-S - Par
- FHLB-GOVT-US-30/360-FXD-S - Par
- ISRAEL-ACT/365-FXD-S - Par
- SPRJ-RE-ENERGIZE INT @ 6 MONTH - Par
- SPRJ-RE-ENERGIZE INT @ MATURIT - Par
- CP-DISC-US-ACT/360-ZERO-Z - Par
- FICO-GOVT-ACT/360-ZERO-Z - Par
- GOVT-US-ACT/ACT-ZERO-Z - Par
- STAR OHIO - CASH ACCT - Par
- FHLMC-GOVT-ACT/360-ZERO-Z - Par
- RFCS-GOVT-US-ACT/ACT-ZERO-Z - Par
- TVA-US-ACT/360-ZERO-Z - Par
- FED-GOVT-US-30/360-FXD-S - Par
- FNMA-GOVT-US-30/360-ZERO-Z - Par
- SPRJ-LINKED DEPOSIT-SM BUS - Par
- SPRJ-GROWNOW INT @ MATURITY - Par
- SPRJ-ECO-LINK - Par
- SPRJ-BIDOHIO - Par
- SPRJ-AGLINK FIXED LINE OF CRED - Par

CALL/MATURITY DISTRIBUTION



Run Date: 3/5/2019 11:25:36 AM

Investments Outstanding As Of Date: 2/28/2019

INVENTORY BY MATURITY REPORT

CUSIP	Investment #	Fund	Issuer	Purchase Date	Current Book	Current Rate	Maturity Date	Current Par	YTM	Days to Maturity
27044	146173	2000	STAR OHIO 27044	05/31/2015	8,803,264.25	2.578	03/01/2019	8,803,264.25	2.578	1
10010	154433	1000	STAR OHIO 10010	05/31/2015	318,497,062.51	2.578	03/01/2019	318,497,062.51	2.578	1
63942	174457	1020	STAR OHIO 63942	05/31/2015	102,364,055.50	2.578	03/01/2019	102,364,055.50	2.578	1
70933	182202	1010	STAR OHIO 70933	05/31/2015	0.00	2.578	03/01/2019	0.00	2.578	1
38141W273	184539	1000	GOLDMAN SACHS FIN SQ GOV	05/31/2015	352,664,840.10	2.302	03/01/2019	352,664,840.10	2.302	1
NOWSW3006	193190	1000	NOW ACCT-SWEEP ACCT-300	05/31/2015	99,003,938.84	.700	03/01/2019	99,003,938.84	.700	1
MMNOW0170	207633	1020	KEYBANK - INVESTMENT MAT	05/31/2015	177,791,680.73	.000	03/01/2019	177,791,680.73	1.450	1
OPNCP8020	207943	1000	US BANK - OPEN COMMERCIA	11/03/2011	0.00	1.750	03/01/2019	0.00	1.750	1
61747C707	210062	1000	MORGAN STANLEY LIQ GOVT	05/31/2015	0.00	2.308	03/01/2019	0.00	2.308	1
825252885	213723	1000	INVESCO GOVT & AGENCY PO	05/31/2015	55,459,359.04	2.290	03/01/2019	55,459,359.04	2.290	1
52470G791	216151	1000	WESTERN ASSET INST GOVT	05/31/2015	13,627,743.19	2.254	03/01/2019	13,627,743.19	2.254	1
PLUS30026	216345	1000	STAR OHIO - 10010	05/31/2015	51,370,289.17	2.130	03/01/2019	51,370,289.17	2.130	1
CITZMMKT3	229092	1000	CITIZENS INTEREST BEARING	01/09/2017	153,559,616.39	2.450	03/01/2019	153,559,616.39	2.450	1
LD1700375	229784	3050	OHIO CUSTOM DOOR LLC	03/02/2017	138,307.00	.500	03/01/2019	138,307.00	.500	1
LD1700383	229813	3050	FABRIZIO and SHULTZ LLC	03/03/2017	230,178.00	.500	03/01/2019	230,178.00	.500	1
LD1700417	230174	3050	SOUTHWOOD LUMBERandPAL	03/29/2017	360,509.89	.500	03/01/2019	360,509.89	.500	1
OPNCP8020	235775	1000	US BANK - OPEN COMMERCIA	03/29/2018	0.00	1.850	03/01/2019	0.00	1.850	1
OPNCP8020	236848	1000	US BANK - OPEN CP	05/21/2018	204,421,749.00	2.400	03/01/2019	204,421,749.00	2.400	1
KEYBMMKT0	238506	1000	KEYBANK STRATEGIC DEPOSI	10/05/2018	201,488,183.75	2.400	03/01/2019	201,488,183.75	2.400	1
912796XJ3	239765	1000	CMB 0 03-01-19	02/11/2019	49,940,425.00	.000	03/01/2019	50,000,000.00	2.386	1
HR2281916	239963	1000	HSBC SECURITIES USA INC	02/28/2019	200,000,000.00	2.570	03/01/2019	200,000,000.00	2.570	1
22533UQ14	239966	1000	CACPNY 0 03-01-19	02/28/2019	49,996,694.45	.000	03/01/2019	50,000,000.00	2.380	1
22533UQ14	239967	1000	CACPNY 0 03-01-19	02/28/2019	24,998,347.22	.000	03/01/2019	25,000,000.00	2.380	1
LD19B0163	238147	3000	BID OHIO	09/05/2018	3,000,000.00	2.300	03/06/2019	3,000,000.00	2.300	6
LD19B0171	238148	3000	BID OHIO	09/05/2018	5,000,000.00	2.300	03/06/2019	5,000,000.00	2.300	6
LD19B0197	238149	3000	BID OHIO	09/05/2018	1,000,000.00	2.300	03/06/2019	1,000,000.00	2.300	6



Run Date: 3/5/2019 11:25:36 AM

Investments Outstanding As Of Date: 2/28/2019

INVENTORY BY MATURITY REPORT

CUSIP	Investment #	Fund	Issuer	Purchase Date	Current Book	Current Rate	Maturity Date	Current Par	YTM	Days to Maturity
LD19B0189	238150	3000	BID OHIO	09/05/2018	3,000,000.00	2.300	03/06/2019	3,000,000.00	2.300	6
912796QZ5	238478	1000	B 03-07-19	10/03/2018	49,507,767.50	.000	03/07/2019	50,000,000.00	2.309	7
912796QZ5	238479	1000	B 03-07-19	10/03/2018	49,507,767.50	.000	03/07/2019	50,000,000.00	2.309	7
912796QZ5	239084	1000	B 0 03-07-19	12/06/2018	49,701,722.22	.000	03/07/2019	50,000,000.00	2.374	7
912796QZ5	239085	1000	B 0 03-07-19	12/06/2018	49,701,722.22	.000	03/07/2019	50,000,000.00	2.374	7
3133782M2	218010	1010	FHLB DEBENTURE	06/06/2014	7,462,275.00	1.500	03/08/2019	7,500,000.00	1.610	8
313378QK0	218393	1010	FHLB DEBENTURE	07/14/2014	10,128,500.00	1.875	03/08/2019	10,000,000.00	1.587	8
912796RB7	239286	1000	B 0 03-14-19	12/26/2018	49,745,958.33	.000	03/14/2019	50,000,000.00	2.357	14
912796RB7	239287	1000	B 0 03-14-19	12/26/2018	49,745,958.34	.000	03/14/2019	50,000,000.00	2.357	14
912796RB7	239562	1000	B 03-14-19	01/23/2019	49,840,625.00	.000	03/14/2019	50,000,000.00	2.302	14
912796RB7	239563	1000	B 03-14-19	01/23/2019	49,840,625.00	.000	03/14/2019	50,000,000.00	2.302	14
912796RB7	239564	1000	B 03-14-19	01/23/2019	49,840,625.00	.000	03/14/2019	50,000,000.00	2.302	14
912796RB7	239565	1000	B 03-14-19	01/23/2019	49,840,625.00	.000	03/14/2019	50,000,000.00	2.302	14
19416QEF3	223616	1030	COLGATE PALMOLIVE CO	08/07/2015	11,720,515.40	1.750	03/15/2019	11,660,000.00	1.601	15
62479MQF3	239344	2000	MUFG BK 0 03-15-19	01/03/2019	5,968,286.67	.000	03/15/2019	6,000,000.00	2.694	15
3133EDVK5	219667	1010	FFCB DEBENTURE	11/17/2014	10,063,800.00	1.750	03/18/2019	10,000,000.00	1.597	18
912796UT4	239588	1000	B 0 03-19-19	01/24/2019	49,825,625.00	.000	03/19/2019	50,000,000.00	2.333	19
912796UT4	239589	1000	B 0 03-19-19	01/24/2019	49,825,625.00	.000	03/19/2019	50,000,000.00	2.333	19
912796UT4	239690	1000	B 0 03-19-19	02/04/2019	49,860,488.89	.000	03/19/2019	50,000,000.00	2.343	19
912796UT4	239691	1000	B 0 03-19-19	02/04/2019	49,860,488.89	.000	03/19/2019	50,000,000.00	2.343	19
LD19B0395	239211	3000	BID OHIO	12/19/2018	2,000,000.00	2.400	03/20/2019	2,000,000.00	2.400	20
LD19B0411	239212	3000	BID OHIO	12/19/2018	3,000,000.00	2.400	03/20/2019	3,000,000.00	2.400	20
LD19B0403	239217	3000	BID OHIO	12/19/2018	2,000,000.00	2.400	03/20/2019	2,000,000.00	2.400	20
912796RC5	239304	1000	B 0 03-21-19	12/27/2018	49,725,833.33	.000	03/21/2019	50,000,000.00	2.363	21
912796RC5	239305	1000	B 0 03-21-19	12/27/2018	49,725,833.34	.000	03/21/2019	50,000,000.00	2.363	21
912796RC5	239876	1000	B 03-21-19	02/21/2019	49,909,777.78	.000	03/21/2019	50,000,000.00	2.324	21
912796RC5	239878	1000	B 03-21-19	02/21/2019	49,909,777.78	.000	03/21/2019	50,000,000.00	2.324	21
LD1700391	230087	3050	HUMBERT SANITARY SERVICE	03/24/2017	90,011.81	.150	03/22/2019	90,011.81	.150	22
EC1701803	230088	3030	ROBERT KARL	03/24/2017	85,182.50	.500	03/22/2019	85,182.50	.500	22
LD1700409	230101	3050	PACKED FOR PARADISE INC	03/27/2017	60,000.00	.500	03/27/2019	60,000.00	.500	27
EC1701811	230102	3030	JULIE JABLONOWSKI	03/27/2017	189,000.00	.500	03/27/2019	189,000.00	.500	27
EC1701829	230103	3030	CARL MARLEY	03/27/2017	328,440.00	.500	03/27/2019	328,440.00	.500	27
EC1701837	230104	3030	DREW STAFFORD	03/27/2017	87,500.00	.500	03/27/2019	87,500.00	.500	27





Run Date: 3/5/2019 11:25:36 AM

Investments Outstanding As Of Date: 2/28/2019

INVENTORY BY MATURITY REPORT

CUSIP	Investment #	Fund	Issuer	Purchase Date	Current Book	Current Rate	Maturity Date	Current Par	YTM	Days to Maturity
EC1701845	230105	3030	TREVOR CASTO	03/27/2017	50,000.00	.500	03/27/2019	50,000.00	.500	27
EC1701852	230106	3030	JASON CERVENEC	03/27/2017	64,375.00	.500	03/27/2019	64,375.00	.500	27
EC1701860	230107	3030	MIKEL LYDY	03/27/2017	92,347.05	.150	03/27/2019	92,347.05	.150	27
EC1701878	230108	3030	GREGORY HITZHUSEN	03/27/2017	350,000.00	.500	03/27/2019	350,000.00	.500	27
EC1701886	230109	3030	GEORGE FERKINS	03/27/2017	350,000.00	.150	03/27/2019	350,000.00	.150	27
EC1701894	230110	3030	LINDA ISSEL	03/27/2017	223,930.00	.150	03/27/2019	223,930.00	.150	27
RE1700021	230132	3040	VILLAGE HARDWARE INC	03/27/2017	213,622.38	.150	03/27/2019	213,622.38	.150	27
912796PX1	239290	1000	B 0 03-28-19	12/27/2018	49,697,172.22	.000	03/28/2019	50,000,000.00	2.411	28
912796PX1	239291	1000	B 0 03-28-19	12/27/2018	49,697,172.22	.000	03/28/2019	50,000,000.00	2.411	28
912796PX1	239292	1000	B 0 03-28-19	12/27/2018	49,697,172.23	.000	03/28/2019	50,000,000.00	2.411	28
912796PX1	239302	1000	B 0 03-28-19	12/27/2018	49,699,826.39	.000	03/28/2019	50,000,000.00	2.389	28
912796PX1	239303	1000	B 0 03-28-19	12/27/2018	49,699,826.39	.000	03/28/2019	50,000,000.00	2.389	28
912796PX1	239647	1000	B 03-28-19	01/29/2019	49,811,016.66	.000	03/28/2019	50,000,000.00	2.355	28
912796PX1	239648	1000	B 03-28-19	01/29/2019	49,811,016.67	.000	03/28/2019	50,000,000.00	2.355	28
3134G8QE2	225694	1010	FHLMC MEDIUM TERM NOTE	03/29/2016	5,000,000.00	1.300	03/29/2019	5,000,000.00	1.300	29
912828C65	223324	1020	US TREASURY NOTE	07/13/2015	15,165,234.38	1.625	03/31/2019	15,000,000.00	1.320	31
912828C65	225010	1020	US TREASURY NOTE	12/22/2015	10,081,250.00	1.625	03/31/2019	10,000,000.00	1.370	31
46513CSG2	225996	1010	ISRAEL BOND	04/15/2016	7,500,000.00	2.140	04/01/2019	7,500,000.00	2.140	32
46513CTG1	225997	1010	ISRAEL FLOATER	04/15/2016	7,500,000.00	3.300	04/01/2019	7,500,000.00	3.300	32
46513XAT7	230150	1010	ISRAEL BOND	04/03/2017	11,200,000.00	2.110	04/01/2019	11,200,000.00	2.110	32
LD1700425	230219	3050	FLOHR MACHINE COMPANY	04/03/2017	300,000.00	.500	04/03/2019	300,000.00	.500	34
LD19B0254	238482	3000	BID OHIO	10/03/2018	1,000,000.00	2.400	04/03/2019	1,000,000.00	2.400	34
LD19B0262	238483	3000	BID OHIO	10/03/2018	5,000,000.00	2.400	04/03/2019	5,000,000.00	2.400	34
LD19B0270	238484	3000	BID OHIO	10/03/2018	3,000,000.00	2.400	04/03/2019	3,000,000.00	2.400	34
LD19B0247	238485	3000	BID OHIO	10/03/2018	1,000,000.00	2.400	04/03/2019	1,000,000.00	2.400	34
3134G8TL3	225910	1010	FHLMC MULTI STEP COUPON	04/04/2016	5,955,000.00	2.000	04/04/2019	5,955,000.00	2.000	35
3134GAQM9	228220	1010	FHLMC MEDIUM TER 1.020 4-	10/05/2016	5,500,000.00	1.020	04/04/2019	5,500,000.00	1.020	35
912796RD3	239051	1000	B 04-04-19	11/30/2018	49,585,503.47	.000	04/04/2019	50,000,000.00	2.407	35
912796RD3	239052	1000	B 04-04-19	11/30/2018	49,585,503.47	.000	04/04/2019	50,000,000.00	2.407	35
912796RD3	239334	1000	B 04-04-19	01/02/2019	49,696,847.22	.000	04/04/2019	50,000,000.00	2.387	35
912796RD3	239335	1000	B 04-04-19	01/02/2019	24,848,423.61	.000	04/04/2019	25,000,000.00	2.387	35
912796RD3	239354	1000	B 04-04-19	01/03/2019	49,701,090.28	.000	04/04/2019	50,000,000.00	2.379	35
912796RD3	239355	1000	B 04-04-19	01/03/2019	49,701,090.28	.000	04/04/2019	50,000,000.00	2.379	35



Run Date: 3/5/2019 11:25:36 AM

Investments Outstanding As Of Date: 2/28/2019

## INVENTORY BY MATURITY REPORT

CUSIP	Investment #	Fund	Issuer	Purchase Date	Current Book	Current Rate	Maturity Date	Current Par	YTM	Days to Maturity
3133EGJW6	227354	1010	FFCB DEBENTURE 1.030 4-05-	07/15/2016	6,993,000.00	1.030	04/05/2019	7,000,000.00	1.067	36
LD1700433	230275	3050	NATIONAL GRANITE LUXURIE	04/05/2017	400,000.00	.750	04/05/2019	400,000.00	.750	36
LD1700441	230287	3050	THE DAAVLIN DISTRIBUTING	04/06/2017	262,462.70	.750	04/05/2019	262,462.70	.750	36
LD1700458	230305	3050	LEADING EDGE DENTAL LABO	04/07/2017	24,299.63	.750	04/05/2019	24,299.63	.750	36
EC1701902	230319	3030	CHRISTOPHER HARMON	04/10/2017	45,000.00	.750	04/10/2019	45,000.00	.750	41
AG1802382	235910	3010	WAYNE PATRICK	04/19/2018	60,000.00	1.600	04/10/2019	60,000.00	1.600	41
AG1801756	235911	3010	RYAN WILSON	04/19/2018	150,000.00	1.600	04/10/2019	150,000.00	1.600	41
AG1801764	235912	3010	WELDON MATTHEW HORN	04/19/2018	73,000.00	1.600	04/10/2019	73,000.00	1.600	41
AG1801467	235913	3010	DAVID & CAROL ROUSH	04/19/2018	75,000.00	1.600	04/10/2019	75,000.00	1.600	41
AG1801475	235914	3010	JASON SHARP	04/19/2018	50,000.00	1.600	04/10/2019	50,000.00	1.600	41
AG1801772	235915	3010	JOHN HOFFMAN	04/19/2018	150,000.00	1.600	04/10/2019	150,000.00	1.600	41
AG1801780	235916	3010	NEW CENTURY CSA LLC	04/19/2018	55,000.00	1.600	04/10/2019	55,000.00	1.600	41
AG1802374	235917	3010	EWING & SON FARMS LLC	04/19/2018	150,000.00	1.600	04/10/2019	150,000.00	1.600	41
AG1801798	235918	3010	DONALD SHAW JR.	04/19/2018	150,000.00	1.600	04/10/2019	150,000.00	1.600	41
AG1802390	235919	3010	DENNIS ZEIGLER	04/19/2018	150,000.00	1.600	04/10/2019	150,000.00	1.600	41
AG1801806	235920	3010	THOMAS CONNER	04/19/2018	50,000.00	1.600	04/10/2019	50,000.00	1.600	41
AG1802408	235921	3010	JOHN ROBERTS	04/19/2018	90,000.00	1.600	04/10/2019	90,000.00	1.600	41
AG1800188	235922	3010	RICHARD LAMP	04/19/2018	145,378.00	1.600	04/10/2019	145,378.00	1.600	41
AG1800196	235923	3010	LAMP FAMILY FARMS INC	04/19/2018	150,000.00	1.600	04/10/2019	150,000.00	1.600	41
AG1802622	235924	3010	GREGORY OTTO	04/19/2018	150,000.00	1.600	04/10/2019	150,000.00	1.600	41
AG1800204	235925	3010	GARRY SCHOOLEY	04/19/2018	31,250.00	1.600	04/10/2019	31,250.00	1.600	41
AG1800212	235926	3010	MARK ROSS	04/19/2018	75,250.00	1.600	04/10/2019	75,250.00	1.600	41
AG1800220	235927	3010	STRICKLER FAMILY FARMS LL	04/19/2018	150,000.00	1.600	04/10/2019	150,000.00	1.600	41
AG1800600	235928	3010	WINEGARDNER BROTHERS LL	04/19/2018	150,000.00	1.600	04/10/2019	150,000.00	1.600	41
AG1800998	235929	3010	CHARLES SMITH	04/19/2018	150,000.00	1.600	04/10/2019	150,000.00	1.600	41
AG1800832	235930	3010	PHILIP WAGNER	04/19/2018	100,000.00	1.600	04/10/2019	100,000.00	1.600	41
AG1800840	235931	3010	TED LYMANSTALL	04/19/2018	55,000.00	1.600	04/10/2019	55,000.00	1.600	41
AG1801301	235932	3010	TROYER FAMILY FARMS	04/19/2018	150,000.00	1.600	04/10/2019	150,000.00	1.600	41
AG1801319	235933	3010	LYNN FITZWATER	04/19/2018	60,000.00	1.600	04/10/2019	60,000.00	1.600	41
AG1800857	235934	3010	RICHARD YODER	04/19/2018	150,000.00	1.600	04/10/2019	150,000.00	1.600	41
AG1801186	235935	3010	ROBERT SCHICK	04/19/2018	150,000.00	1.600	04/10/2019	150,000.00	1.600	41
AG1801327	235936	3010	STEVEN TROYER	04/19/2018	35,000.00	1.600	04/10/2019	35,000.00	1.600	41
AG1800865	235937	3010	R. MARK LYMANSTALL	04/19/2018	125,000.00	1.600	04/10/2019	125,000.00	1.600	41



Run Date: 3/5/2019 11:25:36 AM

Investments Outstanding As Of Date: 2/28/2019

## INVENTORY BY MATURITY REPORT

CUSIP	Investment #	Fund	Issuer	Purchase Date	Current Book	Current Rate	Maturity Date	Current Par	YTM	Days to Maturity
AG1800873	235938	3010	CHRISTOPHER MAXWELL	04/19/2018	40,000.00	1.600	04/10/2019	40,000.00	1.600	41
AG1800881	235939	3010	PHILIP YODER	04/19/2018	150,000.00	1.600	04/10/2019	150,000.00	1.600	41
AG1800899	235940	3010	JEFFREY PETER	04/19/2018	150,000.00	1.600	04/10/2019	150,000.00	1.600	41
AG1800907	235941	3010	CHARLES BADEN	04/19/2018	125,000.00	1.600	04/10/2019	125,000.00	1.600	41
AG1801194	235942	3010	TODD FARMS & EXCAVATING	04/19/2018	150,000.00	1.600	04/10/2019	150,000.00	1.600	41
AG1800915	235943	3010	A&C EQUIPMENT LLC	04/19/2018	150,000.00	1.600	04/10/2019	150,000.00	1.600	41
AG1801202	235944	3010	L. PAUL ADAM REVOCABLE LI	04/19/2018	150,000.00	1.600	04/10/2019	150,000.00	1.600	41
AG1801335	235945	3010	HOMIER FARMS INC.	04/19/2018	150,000.00	1.600	04/10/2019	150,000.00	1.600	41
AG1801210	235946	3010	GREGORY TROYER	04/19/2018	150,000.00	1.600	04/10/2019	150,000.00	1.600	41
AG1800923	235947	3010	MARK WILKERSON	04/19/2018	75,000.00	1.600	04/10/2019	75,000.00	1.600	41
AG1800931	235948	3010	JERRY LISKA	04/19/2018	150,000.00	1.600	04/10/2019	150,000.00	1.600	41
AG1800949	235950	3010	TROYER CUSTOM FARMING	04/19/2018	100,000.00	1.600	04/10/2019	100,000.00	1.600	41
AG1801152	235951	3010	ROGER GERSCHUTZ	04/19/2018	150,000.00	1.600	04/10/2019	150,000.00	1.600	41
AG1800956	235952	3010	PAHL FARMS LLC	04/19/2018	150,000.00	1.600	04/10/2019	150,000.00	1.600	41
AG1800964	235953	3010	RANDAL ROSEBROCK	04/19/2018	150,000.00	1.600	04/10/2019	150,000.00	1.600	41
AG1801350	235954	3010	DAKS INVESTMENTS INC.	04/19/2018	150,000.00	1.600	04/10/2019	150,000.00	1.600	41
AG1801368	235955	3010	CUSTOM AG INNOVATIONS	04/19/2018	150,000.00	1.600	04/10/2019	150,000.00	1.600	41
AG1801442	235956	3010	SAND RIDGE FARM LLC	04/19/2018	80,000.00	1.600	04/10/2019	80,000.00	1.600	41
AG1801228	235957	3010	ROBERT NONEMAN	04/19/2018	150,000.00	1.600	04/10/2019	150,000.00	1.600	41
AG1801376	235958	3010	MVH CUSTOM WORK LLC	04/19/2018	75,000.00	1.600	04/10/2019	75,000.00	1.600	41
AG1801236	235959	3010	BRYANT TROYER	04/19/2018	35,000.00	1.600	04/10/2019	35,000.00	1.600	41
AG1801178	235960	3010	SCHMIDT BROS INC.	04/19/2018	150,000.00	1.600	04/10/2019	150,000.00	1.600	41
AG1800972	235961	3010	JOHN HASCH JR.	04/19/2018	25,000.00	1.600	04/10/2019	25,000.00	1.600	41
AG1800022	235962	3010	JACK PATEK	04/19/2018	100,000.00	1.600	04/10/2019	100,000.00	1.600	41
AG1800030	235963	3010	JEFFREY TRUCKOR	04/19/2018	150,000.00	1.600	04/10/2019	150,000.00	1.600	41
AG1800048	235964	3010	SIMON BROTHERS	04/19/2018	100,000.00	1.600	04/10/2019	100,000.00	1.600	41
AG1800055	235965	3010	SZABO FARMS LLC	04/19/2018	150,000.00	1.600	04/10/2019	150,000.00	1.600	41
AG1800139	235966	3010	STEPHEN BETTINGER	04/19/2018	35,095.00	1.600	04/10/2019	35,095.00	1.600	41
AG1800063	235967	3010	LARRY VANDENBUSCHE	04/19/2018	80,000.00	1.600	04/10/2019	80,000.00	1.600	41
AG1800071	235968	3010	SCOTT CONRAD	04/19/2018	150,000.00	1.600	04/10/2019	150,000.00	1.600	41
AG1800089	235969	3010	JOHN GROSS	04/19/2018	20,000.00	1.600	04/10/2019	20,000.00	1.600	41
AG1800097	235970	3010	RON & JOE LUMBREZER FARM	04/19/2018	40,500.00	1.600	04/10/2019	40,500.00	1.600	41
AG1800147	235971	3010	M & P EISEL FARMS LLC	04/19/2018	92,000.00	1.600	04/10/2019	92,000.00	1.600	41



Run Date: 3/5/2019 11:25:36 AM

Investments Outstanding As Of Date: 2/28/2019

## INVENTORY BY MATURITY REPORT

CUSIP	Investment #	Fund	Issuer	Purchase Date	Current Book	Current Rate	Maturity Date	Current Par	YTM	Days to Maturity
AG1800105	235972	3010	BRENT STUDENKA	04/19/2018	50,500.00	1.600	04/10/2019	50,500.00	1.600	41
AG1800154	235973	3010	DONALD BUCKENMEYER	04/19/2018	100,000.00	1.600	04/10/2019	100,000.00	1.600	41
AG1800113	235974	3010	KEITH TRUCKOR	04/19/2018	150,000.00	1.600	04/10/2019	150,000.00	1.600	41
AG1800162	235975	3010	WILLIAM J. BUCKENMEYER	04/19/2018	135,000.00	1.600	04/10/2019	135,000.00	1.600	41
AG1800121	235976	3010	HUSKINS FARMS	04/19/2018	150,000.00	1.600	04/10/2019	150,000.00	1.600	41
AG1800170	235977	3010	JAN SHULL	04/19/2018	50,000.00	1.600	04/10/2019	50,000.00	1.600	41
AG1800618	235978	3010	RANDY POHLMAN	04/19/2018	150,000.00	1.600	04/10/2019	150,000.00	1.600	41
AG1802416	235979	3010	JOSHUA W ROBERTS	04/19/2018	20,000.00	1.600	04/10/2019	20,000.00	1.600	41
AG1801814	235980	3010	HASTINGS FARMS GENERAL P	04/19/2018	150,000.00	1.600	04/10/2019	150,000.00	1.600	41
AG1801822	235981	3010	RICHARD MCPHERSON	04/19/2018	150,000.00	1.600	04/10/2019	150,000.00	1.600	41
AG1801830	235982	3010	JOHN M. BELL	04/19/2018	150,000.00	1.600	04/10/2019	150,000.00	1.600	41
AG1801848	235983	3010	STEVE RILEY	04/19/2018	150,000.00	1.600	04/10/2019	150,000.00	1.600	41
AG1802424	235984	3010	GARY DAVIS	04/19/2018	35,200.00	1.600	04/10/2019	35,200.00	1.600	41
AG1801855	235985	3010	LARRY HAY	04/19/2018	150,000.00	1.600	04/10/2019	150,000.00	1.600	41
AG1802432	235986	3010	JONATHON EVANS	04/19/2018	4,000.00	1.600	04/10/2019	4,000.00	1.600	41
AG1802440	235987	3010	WAYNE ROBERTS	04/19/2018	80,000.00	1.600	04/10/2019	80,000.00	1.600	41
AG1801863	235988	3010	TIMOTHY FORREST	04/19/2018	13,000.00	1.600	04/10/2019	13,000.00	1.600	41
AG1800428	235989	3010	CLINTON BEAVERS	04/19/2018	125,000.00	1.600	04/10/2019	125,000.00	1.600	41
AG1800519	235990	3010	PAUL D BROWN	04/19/2018	80,000.00	1.600	04/10/2019	80,000.00	1.600	41
AG1800436	235991	3010	JOHN D CAUDILL	04/19/2018	150,000.00	1.600	04/10/2019	150,000.00	1.600	41
AG1800444	235992	3010	WILLIAM R CAUDILL	04/19/2018	150,000.00	1.600	04/10/2019	150,000.00	1.600	41
AG1800451	235993	3010	CLIFTON FAMILY FARM PARTN	04/19/2018	150,000.00	1.600	04/10/2019	150,000.00	1.600	41
AG1800527	235994	3010	BRYAN J CROSIER	04/19/2018	64,590.00	1.600	04/10/2019	64,590.00	1.600	41
AG1800535	235995	3010	ARROW CREEK FARM	04/19/2018	40,000.00	1.600	04/10/2019	40,000.00	1.600	41
AG1800543	235996	3010	GDR FARMS LLC	04/19/2018	50,000.00	1.600	04/10/2019	50,000.00	1.600	41
AG1800501	235997	3010	GRAVES BROTHERS	04/19/2018	150,000.00	1.600	04/10/2019	150,000.00	1.600	41
AG1800469	235998	3010	FLAT-MAPLE FARM	04/19/2018	35,000.00	1.600	04/10/2019	35,000.00	1.600	41
AG1800477	235999	3010	MARK LITTLE	04/19/2018	150,000.00	1.600	04/10/2019	150,000.00	1.600	41
AG1800550	236000	3010	SEAN MCKEE	04/19/2018	150,000.00	1.600	04/10/2019	150,000.00	1.600	41
AG1800485	236001	3010	METZGER BROTHERS	04/19/2018	150,000.00	1.600	04/10/2019	150,000.00	1.600	41
AG1800246	236002	3010	RICHARD BOWERS	04/19/2018	40,250.00	1.600	04/10/2019	40,250.00	1.600	41
AG1800253	236003	3010	JASON CLAYPOOL	04/19/2018	150,000.00	1.600	04/10/2019	150,000.00	1.600	41
AG1800261	236004	3010	TIMOTHY CLAYPOOL	04/19/2018	150,000.00	1.600	04/10/2019	150,000.00	1.600	41



Run Date: 3/5/2019 11:25:36 AM

Investments Outstanding As Of Date: 2/28/2019

## INVENTORY BY MATURITY REPORT

CUSIP	Investment #	Fund	Issuer	Purchase Date	Current Book	Current Rate	Maturity Date	Current Par	YTM	Days to Maturity
AG1800279	236005	3010	DAVID CLAYPOOL	04/19/2018	150,000.00	1.600	04/10/2019	150,000.00	1.600	41
AG1800287	236006	3010	RODNEY BOWERS	04/19/2018	60,250.00	1.600	04/10/2019	60,250.00	1.600	41
AG1801244	236007	3010	BRUCE FERRIS	04/19/2018	20,000.00	1.600	04/10/2019	20,000.00	1.600	41
AG1802630	236008	3010	GREGORY NOFZIGER	04/19/2018	150,000.00	1.600	04/10/2019	150,000.00	1.600	41
AG1802804	236009	3010	NEWCOMER FARMS INC.	04/19/2018	150,000.00	1.600	04/10/2019	150,000.00	1.600	41
AG1802812	236010	3010	KENNETH DURHAM	04/19/2018	95,000.00	1.600	04/10/2019	95,000.00	1.600	41
AG1802556	236011	3010	TED POHLMANN	04/19/2018	150,000.00	1.600	04/10/2019	150,000.00	1.600	41
AG1802796	236012	3010	HAACK FARMS INC	04/19/2018	150,000.00	1.600	04/10/2019	150,000.00	1.600	41
AG1802648	236013	3010	LESLIE SCHAFFNER	04/19/2018	70,000.00	1.600	04/10/2019	70,000.00	1.600	41
AG1802564	236014	3010	GARY HAMMON	04/19/2018	125,000.00	1.600	04/10/2019	125,000.00	1.600	41
AG1802655	236015	3010	MITCHEL SCHAFFNER	04/19/2018	125,000.00	1.600	04/10/2019	125,000.00	1.600	41
AG1802572	236016	3010	JOHN RETHMEL	04/19/2018	150,000.00	1.600	04/10/2019	150,000.00	1.600	41
AG1802820	236017	3010	DOUGLAS EISEL	04/19/2018	150,000.00	1.600	04/10/2019	150,000.00	1.600	41
AG1802663	236018	3010	KENT LESTER	04/19/2018	100,000.00	1.600	04/10/2019	100,000.00	1.600	41
AG1802754	236019	3010	JAMES LEATHERMAN	04/19/2018	150,000.00	1.600	04/10/2019	150,000.00	1.600	41
AG1802747	236020	3010	WILLIAM BAUMAN	04/19/2018	150,000.00	1.600	04/10/2019	150,000.00	1.600	41
AG1802838	236021	3010	RAY LEPPELMEIER	04/19/2018	150,000.00	1.600	04/10/2019	150,000.00	1.600	41
AG1802846	236022	3010	MICHAEL CARPENTER	04/19/2018	150,000.00	1.600	04/10/2019	150,000.00	1.600	41
AG1802580	236023	3010	RICHARD BURK	04/19/2018	150,000.00	1.600	04/10/2019	150,000.00	1.600	41
AG1802598	236024	3010	JANE LIGHTHILL	04/19/2018	150,000.00	1.600	04/10/2019	150,000.00	1.600	41
AG1802671	236025	3010	KEITH JONES	04/19/2018	150,000.00	1.600	04/10/2019	150,000.00	1.600	41
AG1802606	236026	3010	RICKY HALL	04/19/2018	100,000.00	1.600	04/10/2019	100,000.00	1.600	41
AG1802689	236027	3010	STUCKEY BROTHERS CONTRA	04/19/2018	150,000.00	1.600	04/10/2019	150,000.00	1.600	41
AG1802697	236028	3010	MDMT FARMS LLC	04/19/2018	100,000.00	1.600	04/10/2019	100,000.00	1.600	41
AG1802705	236029	3010	KEVIN STONG	04/19/2018	130,000.00	1.600	04/10/2019	130,000.00	1.600	41
AG1802762	236030	3010	MASON FAMILY FARMS LLC	04/19/2018	150,000.00	1.600	04/10/2019	150,000.00	1.600	41
AG1802713	236031	3010	HOLLAND FARMS LLC	04/19/2018	150,000.00	1.600	04/10/2019	150,000.00	1.600	41
AG1802614	236032	3010	BRADY WOOLACE	04/19/2018	150,000.00	1.600	04/10/2019	150,000.00	1.600	41
AG1802788	236033	3010	BRUCE SHOLL	04/19/2018	150,000.00	1.600	04/10/2019	150,000.00	1.600	41
AG1802721	236034	3010	RANDALL STUCKEY	04/19/2018	50,000.00	1.600	04/10/2019	50,000.00	1.600	41
AG1802739	236035	3010	LESLIE SMITH	04/19/2018	25,000.00	1.600	04/10/2019	25,000.00	1.600	41
AG1802770	236036	3010	HAROLD JAMES NAGEL	04/19/2018	60,000.00	1.600	04/10/2019	60,000.00	1.600	41
AG1801699	236037	3010	MATTHEW ROUSH	04/19/2018	50,000.00	1.600	04/10/2019	50,000.00	1.600	41



Run Date: 3/5/2019 11:25:36 AM

Investments Outstanding As Of Date: 2/28/2019

## INVENTORY BY MATURITY REPORT

CUSIP	Investment #	Fund	Issuer	Purchase Date	Current Book	Current Rate	Maturity Date	Current Par	YTM	Days to Maturity
AG1804313	236038	3010	AREND BROTHERS INC.	04/19/2018	150,000.00	1.600	04/10/2019	150,000.00	1.600	41
AG1804230	236039	3010	ZEEDYK FARMS LLC	04/19/2018	150,000.00	1.600	04/10/2019	150,000.00	1.600	41
AG1804248	236040	3010	RANDY CHAPMAN	04/19/2018	30,000.00	1.600	04/10/2019	30,000.00	1.600	41
AG1804321	236041	3010	ANDREWS FARMS INC	04/19/2018	150,000.00	1.600	04/10/2019	150,000.00	1.600	41
AG1804255	236042	3010	BR FARMS LLC	04/19/2018	150,000.00	1.600	04/10/2019	150,000.00	1.600	41
AG1804263	236043	3010	LEO SHININGER	04/19/2018	150,000.00	1.600	04/10/2019	150,000.00	1.600	41
AG1804271	236044	3010	SPATIAL AG. SYSTEMS LLC	04/19/2018	150,000.00	1.600	04/10/2019	150,000.00	1.600	41
AG1804289	236045	3010	THOMAS SCHLACHTER	04/19/2018	55,000.00	1.600	04/10/2019	55,000.00	1.600	41
AG1804297	236046	3010	THOMAS WIEMKEN	04/19/2018	100,000.00	1.600	04/10/2019	100,000.00	1.600	41
AG1804305	236047	3010	BOK BROTHERS FARMS LLC	04/19/2018	80,000.00	1.600	04/10/2019	80,000.00	1.600	41
AG1804339	236048	3010	AC SCHROEDER LLC	04/19/2018	150,000.00	1.600	04/10/2019	150,000.00	1.600	41
AG1804347	236049	3010	JD ECKEL FAMILY FARMS LLC	04/19/2018	150,000.00	1.600	04/10/2019	150,000.00	1.600	41
AG1801871	236050	3010	D & D PETERS LLC	04/19/2018	150,000.00	1.600	04/10/2019	150,000.00	1.600	41
AG1801889	236051	3010	KEVIN ROBERTS	04/19/2018	15,000.00	1.600	04/10/2019	15,000.00	1.600	41
AG1800295	236052	3010	BRIAN NEELEY	04/19/2018	120,350.00	1.600	04/10/2019	120,350.00	1.600	41
AG1800303	236053	3010	RONALD WRIGHT	04/19/2018	45,250.00	1.600	04/10/2019	45,250.00	1.600	41
AG1801897	236054	3010	BRADY MILLER	04/19/2018	60,000.00	1.600	04/10/2019	60,000.00	1.600	41
AG1801905	236055	3010	JOHN GIFFORD	04/19/2018	150,000.00	1.600	04/10/2019	150,000.00	1.600	41
AG1801913	236056	3010	NATHAN EHMAN	04/19/2018	40,000.00	1.600	04/10/2019	40,000.00	1.600	41
AG1801921	236057	3010	MCCRAY FARMS	04/19/2018	150,000.00	1.600	04/10/2019	150,000.00	1.600	41
AG1800568	236058	3010	MARVIN C GARRISON	04/19/2018	35,000.00	1.600	04/10/2019	35,000.00	1.600	41
AG1800576	236059	3010	HISER SEEDS LLC	04/19/2018	150,000.00	1.600	04/10/2019	150,000.00	1.600	41
AG1800584	236060	3010	GEARHART FARMS LLC	04/19/2018	25,000.00	1.600	04/10/2019	25,000.00	1.600	41
AG1801939	236061	3010	JAMES KUHLEWEIN	04/19/2018	25,000.00	1.600	04/10/2019	25,000.00	1.600	41
AG1800592	236062	3010	DAVID C WILLIAMS	04/19/2018	150,000.00	1.600	04/10/2019	150,000.00	1.600	41
AG1800311	236063	3010	ROBERT MCCLURE	04/19/2018	100,350.00	1.600	04/10/2019	100,350.00	1.600	41
AG1800329	236064	3010	DAVID BRANDT	04/19/2018	145,350.00	1.600	04/10/2019	145,350.00	1.600	41
AG1800337	236065	3010	WALNUT CREEK SEEDS LLC	04/19/2018	150,000.00	1.600	04/10/2019	150,000.00	1.600	41
AG1800345	236066	3010	RYAN FOSTER	04/19/2018	75,250.00	1.600	04/10/2019	75,250.00	1.600	41
AG1801251	236067	3010	DAVID NOGGLE	04/19/2018	70,000.00	1.600	04/10/2019	70,000.00	1.600	41
AG1800352	236068	3010	JOHN HINTZ	04/19/2018	140,250.00	1.600	04/10/2019	140,250.00	1.600	41
AG1804073	236069	3010	TIMOTHY SHELINE	04/19/2018	150,000.00	1.600	04/10/2019	150,000.00	1.600	41
AG1804081	236070	3010	CHARLES BRESLER	04/19/2018	150,000.00	1.600	04/10/2019	150,000.00	1.600	41



Run Date: 3/5/2019 11:25:36 AM

Investments Outstanding As Of Date: 2/28/2019

## INVENTORY BY MATURITY REPORT

CUSIP	Investment #	Fund	Issuer	Purchase Date	Current Book	Current Rate	Maturity Date	Current Par	YTM	Days to Maturity
AG1804099	236071	3010	GARY VOLLMAR	04/19/2018	100,000.00	1.600	04/10/2019	100,000.00	1.600	41
AG1804107	236072	3010	DAN & CHARM POTTER JOINT	04/19/2018	150,000.00	1.600	04/10/2019	150,000.00	1.600	41
AG1804115	236073	3010	TRAVIS HARRISON	04/19/2018	150,000.00	1.600	04/10/2019	150,000.00	1.600	41
AG1804032	236074	3010	CLEAR VIEW FARMS	04/19/2018	150,000.00	1.600	04/10/2019	150,000.00	1.600	41
AG1804057	236075	3010	MARK BOSS	04/19/2018	150,000.00	1.600	04/10/2019	150,000.00	1.600	41
AG1804123	236076	3010	RICHARD WALTERS	04/19/2018	100,000.00	1.600	04/10/2019	100,000.00	1.600	41
AG1804131	236077	3010	MATTHEW WALTERS	04/19/2018	100,000.00	1.600	04/10/2019	100,000.00	1.600	41
AG1804149	236078	3010	JONATHON LANG	04/19/2018	50,000.00	1.600	04/10/2019	50,000.00	1.600	41
AG1804156	236079	3010	JOHN YOUNG	04/19/2018	150,000.00	1.600	04/10/2019	150,000.00	1.600	41
AG1804040	236080	3010	EDWARD HUFFMAN	04/19/2018	150,000.00	1.600	04/10/2019	150,000.00	1.600	41
AG1804065	236081	3010	HARRISON TRAIL FARMS	04/19/2018	100,000.00	1.600	04/10/2019	100,000.00	1.600	41
AG1804164	236082	3010	ECKEL GRAIN FARMS LTD.	04/19/2018	150,000.00	1.600	04/10/2019	150,000.00	1.600	41
AG1804172	236083	3010	JOHN WONDERLY	04/19/2018	125,000.00	1.600	04/10/2019	125,000.00	1.600	41
AG1804180	236084	3010	STACIE BRIAN ANDERSON	04/19/2018	100,000.00	1.600	04/10/2019	100,000.00	1.600	41
AG1804198	236085	3010	THE ECKEL CATTLE COMPANY	04/19/2018	150,000.00	1.600	04/10/2019	150,000.00	1.600	41
AG1804206	236086	3010	WULFF FARMS	04/19/2018	150,000.00	1.600	04/10/2019	150,000.00	1.600	41
AG1800360	236087	3010	BRADLEE BOWERS	04/19/2018	30,250.00	1.600	04/10/2019	30,250.00	1.600	41
AG1800493	236088	3010	DONALD BETHEL	04/19/2018	35,250.00	1.600	04/10/2019	35,250.00	1.600	41
AG1801947	236089	3010	RONALD JAHN	04/19/2018	150,000.00	1.600	04/10/2019	150,000.00	1.600	41
AG1801434	236090	3010	JIM MCCLURE	04/19/2018	150,000.00	1.600	04/10/2019	150,000.00	1.600	41
AG1800626	236091	3010	JEFFERY HAYS	04/19/2018	85,000.00	1.600	04/10/2019	85,000.00	1.600	41
AG1801483	236092	3010	DALE ROUSH	04/19/2018	25,000.00	1.600	04/10/2019	25,000.00	1.600	41
AG1800378	236093	3010	SCOTT SHARP	04/19/2018	15,250.00	1.600	04/10/2019	15,250.00	1.600	41
AG1800386	236094	3010	J DUSTIN HINES	04/19/2018	100,350.00	1.600	04/10/2019	100,350.00	1.600	41
AG1800394	236095	3010	STALDER&STALDER ENTERPRI	04/19/2018	100,350.00	1.600	04/10/2019	100,350.00	1.600	41
AG1800402	236096	3010	MARSHALL GRAIN	04/19/2018	150,000.00	1.600	04/10/2019	150,000.00	1.600	41
AG1800410	236097	3010	RUFFS SEED FARMS INC	04/19/2018	150,000.00	1.600	04/10/2019	150,000.00	1.600	41
AG1801954	236098	3010	NEIL DOERSAM	04/19/2018	150,000.00	1.600	04/10/2019	150,000.00	1.600	41
AG1801962	236099	3010	RYAN MAST	04/19/2018	150,000.00	1.600	04/10/2019	150,000.00	1.600	41
AG1801970	236100	3010	A & R FARMS OHIO LLC	04/19/2018	150,000.00	1.600	04/10/2019	150,000.00	1.600	41
AG1801293	236101	3010	JAMES BLUCK - BOTTOM LINE	04/19/2018	150,000.00	1.600	04/10/2019	150,000.00	1.600	41
AG1801988	236102	3010	ADAM PETERS	04/19/2018	50,000.00	1.600	04/10/2019	50,000.00	1.600	41
AG1801384	236103	3010	DAVID WEHRI	04/19/2018	40,000.00	1.600	04/10/2019	40,000.00	1.600	41



Run Date: 3/5/2019 11:25:36 AM

Investments Outstanding As Of Date: 2/28/2019

INVENTORY BY MATURITY REPORT

CUSIP	Investment #	Fund	Issuer	Purchase Date	Current Book	Current Rate	Maturity Date	Current Par	YTM	Days to Maturity
AG1800634	236104	3010	DAVID YOUNGPETER	04/19/2018	150,000.00	1.600	04/10/2019	150,000.00	1.600	41
AG1801707	236105	3010	ZACK SMITH	04/19/2018	75,000.00	1.600	04/10/2019	75,000.00	1.600	41
AG1801996	236106	3010	BROOKS MCCOY	04/19/2018	150,000.00	1.600	04/10/2019	150,000.00	1.600	41
AG1802002	236107	3010	WILLIAM A RITTINGER	04/19/2018	150,000.00	1.600	04/10/2019	150,000.00	1.600	41
AG1802010	236108	3010	DELBERT NEFF	04/19/2018	150,000.00	1.600	04/10/2019	150,000.00	1.600	41
AG1802028	236109	3010	LESTER LEWIS	04/19/2018	150,000.00	1.600	04/10/2019	150,000.00	1.600	41
AG1802036	236110	3010	KEITH PETERS LLC	04/19/2018	150,000.00	1.600	04/10/2019	150,000.00	1.600	41
AG1804222	236111	3010	W W HUTTINGER LLC	04/19/2018	100,000.00	1.600	04/10/2019	100,000.00	1.600	41
AG1804214	236112	3010	TWIN PINES FARM	04/19/2018	150,000.00	1.600	04/10/2019	150,000.00	1.600	41
AG1800642	236113	3010	NORBERT EBBESKOTTE	04/19/2018	25,000.00	1.600	04/10/2019	25,000.00	1.600	41
AG1800659	236114	3010	DORVIN BEAR	04/19/2018	150,000.00	1.600	04/10/2019	150,000.00	1.600	41
AG1801053	236115	3010	DAN J. WAGNER FARMS LLC	04/19/2018	150,000.00	1.600	04/10/2019	150,000.00	1.600	41
AG1801061	236116	3010	DELONG FARMS	04/19/2018	150,000.00	1.600	04/10/2019	150,000.00	1.600	41
AG1801459	236117	3010	DON LIMES FARMS	04/19/2018	150,000.00	1.600	04/10/2019	150,000.00	1.600	41
AG1801491	236118	3010	CUPP FARMS	04/19/2018	150,000.00	1.600	04/10/2019	150,000.00	1.600	41
AG1801079	236119	3010	LARRY LUDWIG	04/19/2018	125,000.00	1.600	04/10/2019	125,000.00	1.600	41
AG1801509	236120	3010	TRAVIS CUPP	04/19/2018	150,000.00	1.600	04/10/2019	150,000.00	1.600	41
AG1800816	236121	3010	MAS HEATH FARMS LLC	04/19/2018	150,000.00	1.600	04/10/2019	150,000.00	1.600	41
AG1802044	236122	3010	CHRISTOPHER DAVIS	04/19/2018	33,000.00	1.600	04/10/2019	33,000.00	1.600	41
AG1801087	236123	3010	JAMES FARMS	04/19/2018	150,000.00	1.600	04/10/2019	150,000.00	1.600	41
AG1802051	236124	3010	MARY HADDOX	04/19/2018	30,000.00	1.600	04/10/2019	30,000.00	1.600	41
AG1801095	236125	3010	TODD WYSS	04/19/2018	150,000.00	1.600	04/10/2019	150,000.00	1.600	41
AG1800824	236126	3010	C. DAVID AND JANA D. CAUDI	04/19/2018	150,000.00	1.600	04/10/2019	150,000.00	1.600	41
AG1801103	236127	3010	JEFFREY L. TURNER	04/19/2018	150,000.00	1.600	04/10/2019	150,000.00	1.600	41
AG1801111	236128	3010	AARON NICHOLS	04/19/2018	15,000.00	1.600	04/10/2019	15,000.00	1.600	41
AG1801004	236129	3010	BRIAN WELLY	04/19/2018	150,000.00	1.600	04/10/2019	150,000.00	1.600	41
AG1801160	236130	3010	NICHOLAS CRONKLETON	04/19/2018	150,000.00	1.600	04/10/2019	150,000.00	1.600	41
AG1802069	236131	3010	DRESBACH FARMS INCORPOR	04/19/2018	150,000.00	1.600	04/10/2019	150,000.00	1.600	41
AG1802077	236132	3010	MICHAEL EDGINGTON	04/19/2018	20,000.00	1.600	04/10/2019	20,000.00	1.600	41
AG1801012	236133	3010	TOMMY BEST	04/19/2018	110,000.00	1.600	04/10/2019	110,000.00	1.600	41
AG1802085	236134	3010	STEVE A GIFFORD	04/19/2018	150,000.00	1.600	04/10/2019	150,000.00	1.600	41
AG1801426	236135	3010	SCOTT HEATH	04/19/2018	40,000.00	1.600	04/10/2019	40,000.00	1.600	41
AG1802457	236136	3010	CLEARVIEW FARMS INC.	04/19/2018	130,000.00	1.600	04/10/2019	130,000.00	1.600	41





Run Date: 3/5/2019 11:25:36 AM

Investments Outstanding As Of Date: 2/28/2019

## INVENTORY BY MATURITY REPORT

CUSIP	Investment #	Fund	Issuer	Purchase Date	Current Book	Current Rate	Maturity Date	Current Par	YTM	Days to Maturity
AG1801681	236137	3010	BRYANT AGRICULTURE ENTER	04/19/2018	150,000.00	1.600	04/10/2019	150,000.00	1.600	41
AG1802093	236138	3010	KEVIN BEAVERS	04/19/2018	30,000.00	1.600	04/10/2019	30,000.00	1.600	41
AG1802101	236139	3010	J DOUGLAS GIFFORD	04/19/2018	150,000.00	1.600	04/10/2019	150,000.00	1.600	41
AG1802119	236140	3010	ORVILLE GIFFORD	04/19/2018	150,000.00	1.600	04/10/2019	150,000.00	1.600	41
AG1801269	236141	3010	WENNINGER FARMS LLC	04/19/2018	150,000.00	1.600	04/10/2019	150,000.00	1.600	41
AG1800667	236142	3010	BELLINGER FARMS	04/19/2018	150,000.00	1.600	04/10/2019	150,000.00	1.600	41
AG1801277	236143	3010	MARVIN THOMPSON	04/19/2018	100,000.00	1.600	04/10/2019	100,000.00	1.600	41
AG1801392	236144	3010	ROBERT E NIESE FARMS	04/19/2018	75,000.00	1.600	04/10/2019	75,000.00	1.600	41
AG1800675	236145	3010	C&S BIXEL FARMS	04/19/2018	150,000.00	1.600	04/10/2019	150,000.00	1.600	41
AG1801129	236146	3010	WILLIAM JAMES III	04/19/2018	150,000.00	1.600	04/10/2019	150,000.00	1.600	41
AG1800683	236147	3010	KAHLE BROS FARMS	04/19/2018	150,000.00	1.600	04/10/2019	150,000.00	1.600	41
AG1800691	236148	3010	KAHLE CATTLE	04/19/2018	150,000.00	1.600	04/10/2019	150,000.00	1.600	41
AG1800709	236149	3010	MICHAEL J. STECHSCHULTE	04/19/2018	150,000.00	1.600	04/10/2019	150,000.00	1.600	41
AG1801020	236150	3010	D WARREN	04/19/2018	95,000.00	1.600	04/10/2019	95,000.00	1.600	41
AG1801400	236151	3010	ANDREW KNIPPEN	04/19/2018	18,000.00	1.600	04/10/2019	18,000.00	1.600	41
AG1802465	236152	3010	ORR FARMS	04/19/2018	150,000.00	1.600	04/10/2019	150,000.00	1.600	41
AG1801517	236153	3010	RUSSELL FOSTER	04/19/2018	90,350.00	1.600	04/10/2019	90,350.00	1.600	41
AG1802127	236154	3010	JASON GREEN	04/19/2018	150,000.00	1.600	04/10/2019	150,000.00	1.600	41
AG1802135	236155	3010	ALLEN ETT	04/19/2018	150,000.00	1.600	04/10/2019	150,000.00	1.600	41
AG1802143	236156	3010	STEVE HINES	04/19/2018	150,000.00	1.600	04/10/2019	150,000.00	1.600	41
AG1802150	236157	3010	CHAD L HOFFMAN	04/19/2018	150,000.00	1.600	04/10/2019	150,000.00	1.600	41
AG1801723	236158	3010	WILLIAM HOSKINSON	04/19/2018	150,000.00	1.600	04/10/2019	150,000.00	1.600	41
AG1802168	236159	3010	BRYAN HUPP	04/19/2018	150,000.00	1.600	04/10/2019	150,000.00	1.600	41
AG1802176	236160	3010	KYLE HUPP	04/19/2018	150,000.00	1.600	04/10/2019	150,000.00	1.600	41
AG1801525	236161	3010	JACOB SHAFFER	04/19/2018	45,000.00	1.600	04/10/2019	45,000.00	1.600	41
AG1801533	236162	3010	JAMES COOKSEY	04/19/2018	150,000.00	1.600	04/10/2019	150,000.00	1.600	41
AG1802184	236163	3010	CRAZY HORSE ENT. INC.	04/19/2018	150,000.00	1.600	04/10/2019	150,000.00	1.600	41
AG1801541	236164	3010	AARON KULL	04/19/2018	110,000.00	1.600	04/10/2019	110,000.00	1.600	41
AG1802192	236165	3010	DAVID DELONG	04/19/2018	150,000.00	1.600	04/10/2019	150,000.00	1.600	41
AG1802473	236166	3010	ROBERT MINSHALL	04/19/2018	150,000.00	1.600	04/10/2019	150,000.00	1.600	41
AG1801558	236167	3010	ROWLES FARMS INC.	04/19/2018	150,000.00	1.600	04/10/2019	150,000.00	1.600	41
AG1801566	236168	3010	ROWLES ENTERPRISES LTD	04/19/2018	150,000.00	1.600	04/10/2019	150,000.00	1.600	41
AG1801574	236169	3010	ROB STILWELL	04/19/2018	150,000.00	1.600	04/10/2019	150,000.00	1.600	41



Run Date: 3/5/2019 11:25:36 AM

Investments Outstanding As Of Date: 2/28/2019

INVENTORY BY MATURITY REPORT

CUSIP	Investment #	Fund	Issuer	Purchase Date	Current Book	Current Rate	Maturity Date	Current Par	YTM	Days to Maturity
AG1801582	236170	3010	STEVE SUVER	04/19/2018	150,000.00	1.600	04/10/2019	150,000.00	1.600	41
AG1801590	236171	3010	TWO L FARMS INC.	04/19/2018	150,000.00	1.600	04/10/2019	150,000.00	1.600	41
AG1801608	236172	3010	JOHN G WAIDELICH	04/19/2018	150,000.00	1.600	04/10/2019	150,000.00	1.600	41
AG1802200	236173	3010	DEVIN WELLER	04/19/2018	150,000.00	1.600	04/10/2019	150,000.00	1.600	41
AG1802218	236174	3010	JAY H WIPPEL	04/19/2018	150,000.00	1.600	04/10/2019	150,000.00	1.600	41
AG1802226	236175	3010	RADCLIFF VENTURES LLC	04/19/2018	150,000.00	1.600	04/10/2019	150,000.00	1.600	41
AG1802234	236176	3010	KYLE REICHELDERFER	04/19/2018	150,000.00	1.600	04/10/2019	150,000.00	1.600	41
AG1801616	236177	3010	JOHN FOX	04/19/2018	150,000.00	1.600	04/10/2019	150,000.00	1.600	41
AG1802242	236178	3010	GAB HAMMAN FARMS	04/19/2018	150,000.00	1.600	04/10/2019	150,000.00	1.600	41
AG1801624	236179	3010	JAMES JEPSEN	04/19/2018	150,000.00	1.600	04/10/2019	150,000.00	1.600	41
AG1802259	236180	3010	B & D FARMS	04/19/2018	150,000.00	1.600	04/10/2019	150,000.00	1.600	41
AG1802267	236181	3010	BRIAN HELSER	04/19/2018	52,000.00	1.600	04/10/2019	52,000.00	1.600	41
AG1801285	236182	3010	BRADY FAMILY PARTNERSHIP	04/19/2018	150,000.00	1.600	04/10/2019	150,000.00	1.600	41
AG1800717	236183	3010	JAMES J AND DEAN G SCHROE	04/19/2018	85,000.00	1.600	04/10/2019	85,000.00	1.600	41
AG1801038	236184	3010	JOHN RETTIG	04/19/2018	100,000.00	1.600	04/10/2019	100,000.00	1.600	41
AG1800980	236185	3010	ALLAN LUCAS	04/19/2018	40,000.00	1.600	04/10/2019	40,000.00	1.600	41
AG1802531	236186	3010	LYLE RICER	04/19/2018	50,000.00	1.600	04/10/2019	50,000.00	1.600	41
AG1801715	236187	3010	DALE SMITH	04/19/2018	75,000.00	1.600	04/10/2019	75,000.00	1.600	41
AG1802481	236188	3010	JAMES K MINSHALL	04/19/2018	55,000.00	1.600	04/10/2019	55,000.00	1.600	41
AG1802499	236189	3010	RYAN SKINNER	04/19/2018	20,000.00	1.600	04/10/2019	20,000.00	1.600	41
AG1802275	236190	3010	RUSSELL WISCHMEYER	04/19/2018	125,000.00	1.600	04/10/2019	125,000.00	1.600	41
AG1802549	236191	3010	TYLER RAWLINS	04/19/2018	70,000.00	1.600	04/10/2019	70,000.00	1.600	41
AG1802507	236192	3010	GEARHART FARMS	04/19/2018	150,000.00	1.600	04/10/2019	150,000.00	1.600	41
AG1802283	236193	3010	SAMUEL DULAP	04/19/2018	150,000.00	1.600	04/10/2019	150,000.00	1.600	41
AG1802515	236194	3010	DAVID R WIGET	04/19/2018	85,000.00	1.600	04/10/2019	85,000.00	1.600	41
AG1802291	236195	3010	PAUL RHOADS	04/19/2018	36,250.00	1.600	04/10/2019	36,250.00	1.600	41
AG1802309	236196	3010	J ADAMS FARMS LLC	04/19/2018	150,000.00	1.600	04/10/2019	150,000.00	1.600	41
AG1801418	236197	3010	TIMOTHY FIRESTONE	04/19/2018	40,000.00	1.600	04/10/2019	40,000.00	1.600	41
AG1800725	236198	3010	JEFFERY KLINGLER	04/19/2018	95,000.00	1.600	04/10/2019	95,000.00	1.600	41
AG1800733	236199	3010	TODD MASON	04/19/2018	50,000.00	1.600	04/10/2019	50,000.00	1.600	41
AG1800741	236200	3010	HUTCHINSON BROTHERS	04/19/2018	25,000.00	1.600	04/10/2019	25,000.00	1.600	41
AG1802317	236201	3010	JAMES WINTER	04/19/2018	25,000.00	1.600	04/10/2019	25,000.00	1.600	41
AG1801137	236202	3010	HEFNER FARMS	04/19/2018	150,000.00	1.600	04/10/2019	150,000.00	1.600	41



Run Date: 3/5/2019 11:25:36 AM

Investments Outstanding As Of Date: 2/28/2019

INVENTORY BY MATURITY REPORT

CUSIP	Investment #	Fund	Issuer	Purchase Date	Current Book	Current Rate	Maturity Date	Current Par	YTM	Days to Maturity
AG1801632	236203	3010	ANDREW DUNLAP	04/19/2018	125,000.00	1.600	04/10/2019	125,000.00	1.600	41
AG1800758	236204	3010	N MILLER	04/19/2018	60,000.00	1.600	04/10/2019	60,000.00	1.600	41
AG1800766	236205	3010	BALLINGER FARMS	04/19/2018	150,000.00	1.600	04/10/2019	150,000.00	1.600	41
AG1801046	236206	3010	SSB FARMS LLC	04/19/2018	90,000.00	1.600	04/10/2019	90,000.00	1.600	41
AG1800774	236207	3010	K FISHER	04/19/2018	150,000.00	1.600	04/10/2019	150,000.00	1.600	41
AG1801145	236208	3010	CHRISTOPHER JAMES	04/19/2018	15,000.00	1.600	04/10/2019	15,000.00	1.600	41
AG1801731	236209	3010	EDWARD HOSKINSON	04/19/2018	150,000.00	1.600	04/10/2019	150,000.00	1.600	41
AG1801749	236210	3010	MATTHEW WRIGHT	04/19/2018	50,000.00	1.600	04/10/2019	50,000.00	1.600	41
AG1802325	236211	3010	JEFFREY S WIPPEL	04/19/2018	100,000.00	1.600	04/10/2019	100,000.00	1.600	41
AG1801640	236212	3010	THOMAS FOX	04/19/2018	40,278.00	1.600	04/10/2019	40,278.00	1.600	41
AG1802333	236213	3010	JUSTIN S LEIST	04/19/2018	30,000.00	1.600	04/10/2019	30,000.00	1.600	41
AG1802523	236214	3010	MILE TREE LAWN & GARDEN	04/19/2018	150,000.00	1.600	04/10/2019	150,000.00	1.600	41
AG1802341	236215	3010	MICHAEL STRUCKMAN	04/19/2018	150,000.00	1.600	04/10/2019	150,000.00	1.600	41
AG1802358	236216	3010	P-VILLE ENTERPRISES INC.	04/19/2018	150,000.00	1.600	04/10/2019	150,000.00	1.600	41
AG1801657	236217	3010	JEFFREY S LAMP	04/19/2018	70,000.00	1.600	04/10/2019	70,000.00	1.600	41
AG1800782	236218	3010	D&K BURKHOLDER FARMS	04/19/2018	100,000.00	1.600	04/10/2019	100,000.00	1.600	41
AG1800790	236219	3010	R MONTGOMERY	04/19/2018	100,000.00	1.600	04/10/2019	100,000.00	1.600	41
AG1802366	236220	3010	COLUMBUS TURF NURSERY LT	04/19/2018	150,000.00	1.600	04/10/2019	150,000.00	1.600	41
AG1801665	236221	3010	STEVE RICKLY	04/19/2018	20,000.00	1.600	04/10/2019	20,000.00	1.600	41
AG1801673	236222	3010	STRICKLER FARMS LLC	04/19/2018	150,000.00	1.600	04/10/2019	150,000.00	1.600	41
AG1800808	236223	3010	RONALD SCHWARTZ	04/19/2018	45,000.00	1.600	04/10/2019	45,000.00	1.600	41
3133EJLQ0	236224	1000	FFCB AGRIBANK DEBENTURE	04/19/2018	10,000,000.00	2.200	04/10/2019	10,000,000.00	2.200	41
AG1804735	236257	3010	WADE MOSER	04/20/2018	150,000.00	1.600	04/10/2019	150,000.00	1.600	41
AG1804743	236258	3010	HERSHBERGER FARM LLC	04/20/2018	100,000.00	1.600	04/10/2019	100,000.00	1.600	41
AG1804750	236259	3010	ROBERT L. RIEMAN	04/20/2018	120,000.00	1.600	04/10/2019	120,000.00	1.600	41
AG1804891	236260	3010	BEAVERDAM CONTRACTING I	04/20/2018	150,000.00	1.600	04/10/2019	150,000.00	1.600	41
AG1804909	236261	3010	CODY RODABAUGH	04/20/2018	50,000.00	1.600	04/10/2019	50,000.00	1.600	41
AG1805799	236262	3010	JERREMY SIEFKER	04/20/2018	80,000.00	1.600	04/10/2019	80,000.00	1.600	41
AG1804917	236263	3010	MEYER RIVERVIEW FARMS IN	04/20/2018	150,000.00	1.600	04/10/2019	150,000.00	1.600	41
AG1804925	236264	3010	TNT FARMS LLC	04/20/2018	150,000.00	1.600	04/10/2019	150,000.00	1.600	41
AG1804933	236265	3010	BRIDENBAUGH FAMILY HERT	04/20/2018	25,000.00	1.600	04/10/2019	25,000.00	1.600	41
AG1804941	236266	3010	SCHUMACHER & BASINGER LL	04/20/2018	150,000.00	1.600	04/10/2019	150,000.00	1.600	41
AG1804768	236267	3010	ROBERT ZIMMERMAN	04/20/2018	150,000.00	1.600	04/10/2019	150,000.00	1.600	41



Run Date: 3/5/2019 11:25:36 AM

Investments Outstanding As Of Date: 2/28/2019

## INVENTORY BY MATURITY REPORT

CUSIP	Investment #	Fund	Issuer	Purchase Date	Current Book	Current Rate	Maturity Date	Current Par	YTM	Days to Maturity
AG1804867	236268	3010	WILLIAMS FARMS LLC	04/20/2018	150,000.00	1.600	04/10/2019	150,000.00	1.600	41
AG1804818	236269	3010	JERRY FRANTZ	04/20/2018	100,000.00	1.600	04/10/2019	100,000.00	1.600	41
AG1804826	236270	3010	MICHAEL FRANTZ	04/20/2018	15,000.00	1.600	04/10/2019	15,000.00	1.600	41
AG1804834	236271	3010	LYNN COLLERT	04/20/2018	40,000.00	1.600	04/10/2019	40,000.00	1.600	41
AG1804875	236272	3010	G & R FARMS FLP	04/20/2018	150,000.00	1.600	04/10/2019	150,000.00	1.600	41
AG1804842	236273	3010	JEFF MAY	04/20/2018	47,500.00	1.600	04/10/2019	47,500.00	1.600	41
AG1804883	236274	3010	DANIEL KELLER	04/20/2018	150,000.00	1.600	04/10/2019	150,000.00	1.600	41
AG1804859	236275	3010	TRI Z INC	04/20/2018	150,000.00	1.600	04/10/2019	150,000.00	1.600	41
AG1805807	236276	3010	TODD HUNT	04/20/2018	50,000.00	1.600	04/10/2019	50,000.00	1.600	41
AG1804776	236277	3010	JAMES WILLIAMS III	04/20/2018	30,000.00	1.600	04/10/2019	30,000.00	1.600	41
AG1804792	236278	3010	DEAN BIXEL	04/20/2018	150,000.00	1.600	04/10/2019	150,000.00	1.600	41
AG1804784	236279	3010	RICHARD BIXEL	04/20/2018	150,000.00	1.600	04/10/2019	150,000.00	1.600	41
AG1804800	236280	3010	NEAL HARRIS	04/20/2018	150,000.00	1.600	04/10/2019	150,000.00	1.600	41
AG1805203	236301	3010	JONATHAN HILDEBRAND	04/24/2018	40,000.00	1.600	04/10/2019	40,000.00	1.600	41
AG1805641	236314	3010	KENNETH UNVERFERTH	04/24/2018	150,000.00	1.600	04/10/2019	150,000.00	1.600	41
AG1805302	236315	3010	BONHAM FARMS LLC	04/24/2018	150,000.00	1.600	04/10/2019	150,000.00	1.600	41
AG1805310	236316	3010	JEFFREY THOMPSON	04/24/2018	150,000.00	1.600	04/10/2019	150,000.00	1.600	41
AG1805658	236317	3010	JOHN KINZER JR.	04/24/2018	150,000.00	1.600	04/10/2019	150,000.00	1.600	41
AG1805328	236318	3010	PENDLETON FARMS	04/24/2018	150,000.00	1.600	04/10/2019	150,000.00	1.600	41
AG1805336	236319	3010	LAMAR RATLIFF FARMS LLC	04/24/2018	150,000.00	1.600	04/10/2019	150,000.00	1.600	41
AG1805344	236320	3010	MICHAEL LANMAN	04/24/2018	150,000.00	1.600	04/10/2019	150,000.00	1.600	41
AG1805666	236321	3010	RATLIFF FARMS	04/24/2018	150,000.00	1.600	04/10/2019	150,000.00	1.600	41
AG1805526	236322	3010	THOMPSON CREEK FARMS LLC	04/24/2018	150,000.00	1.600	04/10/2019	150,000.00	1.600	41
AG1805351	236323	3010	NEAL NOBLE	04/24/2018	150,000.00	1.600	04/10/2019	150,000.00	1.600	41
AG1805369	236324	3010	H. RICHARD WOLFE	04/24/2018	100,000.00	1.600	04/10/2019	100,000.00	1.600	41
AG1805674	236325	3010	GABRIEL M WEAVER	04/24/2018	150,000.00	1.600	04/10/2019	150,000.00	1.600	41
AG1805682	236326	3010	ZURMEHLY FARMS	04/24/2018	150,000.00	1.600	04/10/2019	150,000.00	1.600	41
AG1805690	236327	3010	JOHN WEAVER	04/24/2018	150,000.00	1.600	04/10/2019	150,000.00	1.600	41
AG1805708	236328	3010	RIDDLE BROTHERS	04/24/2018	50,000.00	1.600	04/10/2019	50,000.00	1.600	41
AG1805534	236329	3010	BRIAN CALL	04/24/2018	150,000.00	1.600	04/10/2019	150,000.00	1.600	41
AG1805542	236330	3010	JOSHUA BLAZIER	04/24/2018	150,000.00	1.600	04/10/2019	150,000.00	1.600	41
AG1805484	236331	3010	JONATHAN DAVID KING	04/24/2018	60,000.00	1.600	04/10/2019	60,000.00	1.600	41
AG1805211	236332	3010	JASON TIMMONS	04/24/2018	100,000.00	1.600	04/10/2019	100,000.00	1.600	41



Run Date: 3/5/2019 11:25:36 AM

Investments Outstanding As Of Date: 2/28/2019

INVENTORY BY MATURITY REPORT

CUSIP	Investment #	Fund	Issuer	Purchase Date	Current Book	Current Rate	Maturity Date	Current Par	YTM	Days to Maturity
AG1805427	236333	3010	RICKY HAAG	04/24/2018	100,000.00	1.600	04/10/2019	100,000.00	1.600	41
AG1805195	236334	3010	JANET GENTIS TRUST	04/24/2018	100,000.00	1.600	04/10/2019	100,000.00	1.600	41
AG1805468	236335	3010	C. KEITH HAWKINS	04/24/2018	115,000.00	1.600	04/10/2019	115,000.00	1.600	41
AG1805724	236336	3010	LEE FARMS	04/24/2018	100,000.00	1.600	04/10/2019	100,000.00	1.600	41
AG1805609	236337	3010	LILL FARMS INC.	04/24/2018	150,000.00	1.600	04/10/2019	150,000.00	1.600	41
AG1805732	236338	3010	ROBERT LEEDS	04/24/2018	80,000.00	1.600	04/10/2019	80,000.00	1.600	41
AG1805492	236339	3010	PHELPS FARM LLC	04/24/2018	150,000.00	1.600	04/10/2019	150,000.00	1.600	41
AG1805500	236340	3010	DARRELL RAMSEY	04/24/2018	100,000.00	1.600	04/10/2019	100,000.00	1.600	41
AG1805559	236341	3010	DANNY STEWART	04/24/2018	150,000.00	1.600	04/10/2019	150,000.00	1.600	41
AG1805740	236342	3010	MARY LU SWARTZ	04/24/2018	75,000.00	1.600	04/10/2019	75,000.00	1.600	41
AG1805229	236343	3010	DALE MAXSON	04/24/2018	100,000.00	1.600	04/10/2019	100,000.00	1.600	41
AG1805757	236344	3010	LOUIS MEYER	04/24/2018	150,000.00	1.600	04/10/2019	150,000.00	1.600	41
AG1805237	236345	3010	JAMES AND LARRY TIMMONS	04/24/2018	150,000.00	1.600	04/10/2019	150,000.00	1.600	41
AG1805567	236346	3010	CHRIS VALLERY	04/24/2018	150,000.00	1.600	04/10/2019	150,000.00	1.600	41
AG1804636	236347	3010	JEFFREY WALL	04/23/2018	125,000.00	1.600	04/10/2019	125,000.00	1.600	41
AG1804388	236348	3010	THE LAZY H RANCH	04/23/2018	50,000.00	1.600	04/10/2019	50,000.00	1.600	41
AG1804693	236349	3010	COREY HALL	04/23/2018	90,000.00	1.600	04/10/2019	90,000.00	1.600	41
AG1805815	236350	3010	JOHN GAZAREK	04/23/2018	130,000.00	1.600	04/10/2019	130,000.00	1.600	41
AG1804677	236351	3010	JAMES MONROE	04/23/2018	115,000.00	1.600	04/10/2019	115,000.00	1.600	41
AG1804644	236352	3010	D & S FAMILY FARMS LTD	04/23/2018	150,000.00	1.600	04/10/2019	150,000.00	1.600	41
AG1804685	236353	3010	MICHAEL SULLIVAN	04/23/2018	15,000.00	1.600	04/10/2019	15,000.00	1.600	41
AG1804701	236354	3010	NATHANIEL PRICE	04/23/2018	35,000.00	1.600	04/10/2019	35,000.00	1.600	41
AG1804651	236355	3010	SUNNY LANE FARM	04/23/2018	150,000.00	1.600	04/10/2019	150,000.00	1.600	41
AG1804669	236356	3010	JAMES JEREW	04/23/2018	150,000.00	1.600	04/10/2019	150,000.00	1.600	41
AG1804719	236357	3010	LUKE BRILL	04/23/2018	25,000.00	1.600	04/10/2019	25,000.00	1.600	41
AG1804727	236358	3010	DONALD HAMILTON	04/23/2018	15,000.00	1.600	04/10/2019	15,000.00	1.600	41
AG1805245	236359	3010	WINDY KNOLL FARM	04/24/2018	50,000.00	1.600	04/10/2019	50,000.00	1.600	41
AG1805518	236360	3010	WISHWELL FARMS	04/24/2018	150,000.00	1.600	04/10/2019	150,000.00	1.600	41
AG1805476	236361	3010	LUCAS HAWKINS	04/24/2018	115,000.00	1.600	04/10/2019	115,000.00	1.600	41
AG1805294	236362	3010	KENNETH OSBORN	04/24/2018	150,000.00	1.600	04/10/2019	150,000.00	1.600	41
AG1805575	236363	3010	KEITH ROBERTS	04/24/2018	150,000.00	1.600	04/10/2019	150,000.00	1.600	41
AG1805583	236364	3010	DALE SIEBOLD	04/24/2018	150,000.00	1.600	04/10/2019	150,000.00	1.600	41
AG1805252	236365	3010	LARRY TIMMONS JR.	04/24/2018	50,000.00	1.600	04/10/2019	50,000.00	1.600	41



Run Date: 3/5/2019 11:25:36 AM

Investments Outstanding As Of Date: 2/28/2019

INVENTORY BY MATURITY REPORT

CUSIP	Investment #	Fund	Issuer	Purchase Date	Current Book	Current Rate	Maturity Date	Current Par	YTM	Days to Maturity
AG1805260	236366	3010	STEWART FARMS LLC	04/24/2018	150,000.00	1.600	04/10/2019	150,000.00	1.600	41
AG1805591	236367	3010	BRUCE ROBERTS	04/24/2018	150,000.00	1.600	04/10/2019	150,000.00	1.600	41
AG1805286	236368	3010	MICHAEL MAXSON	04/24/2018	40,000.00	1.600	04/10/2019	40,000.00	1.600	41
AG1805625	236369	3010	BRUNGARTH FAMILY FARMS L	04/24/2018	150,000.00	1.600	04/10/2019	150,000.00	1.600	41
AG1805765	236370	3010	JOSHUA R YODER	04/24/2018	65,000.00	1.600	04/10/2019	65,000.00	1.600	41
AG1805617	236371	3010	JANET KUHLMAN	04/24/2018	115,000.00	1.600	04/10/2019	115,000.00	1.600	41
AG1805773	236372	3010	JEFFREY BEAVERSON	04/24/2018	100,000.00	1.600	04/10/2019	100,000.00	1.600	41
AG1805278	236373	3010	DANIEL MAXSON	04/24/2018	40,000.00	1.600	04/10/2019	40,000.00	1.600	41
AG1805435	236374	3010	LINCOLN NAFZIGER	04/24/2018	150,000.00	1.600	04/10/2019	150,000.00	1.600	41
AG1805443	236375	3010	JOHN KURIVIAL	04/24/2018	150,000.00	1.600	04/10/2019	150,000.00	1.600	41
AG1805450	236376	3010	CURTIS COOLEY	04/24/2018	150,000.00	1.600	04/10/2019	150,000.00	1.600	41
AG1805633	236377	3010	TERRY E WRIGHT	04/24/2018	150,000.00	1.600	04/10/2019	150,000.00	1.600	41
AG1805377	236378	3010	ANDERSON FARMS A GENERA	04/24/2018	150,000.00	1.600	04/10/2019	150,000.00	1.600	41
AG1805385	236379	3010	JOHN COOK II	04/24/2018	100,000.00	1.600	04/10/2019	100,000.00	1.600	41
AG1805393	236380	3010	JOHN PERSINGER	04/24/2018	150,000.00	1.600	04/10/2019	150,000.00	1.600	41
AG1805401	236381	3010	LAWRENCE HAGLER	04/24/2018	150,000.00	1.600	04/10/2019	150,000.00	1.600	41
AG1805419	236382	3010	JAMES HAGLER	04/24/2018	150,000.00	1.600	04/10/2019	150,000.00	1.600	41
AG1805716	236383	3010	GRANT RATLIFF	04/24/2018	50,000.00	1.600	04/10/2019	50,000.00	1.600	41
AG1804396	236384	3010	NOAH KEMP	04/23/2018	50,000.00	1.600	04/10/2019	50,000.00	1.600	41
AG1804404	236385	3010	MARK WOLFE	04/23/2018	40,000.00	1.600	04/10/2019	40,000.00	1.600	41
AG1804412	236386	3010	KEMP & SONS FARMS LLC	04/23/2018	150,000.00	1.600	04/10/2019	150,000.00	1.600	41
AG1804420	236387	3010	JAMES WATKINS	04/23/2018	100,000.00	1.600	04/10/2019	100,000.00	1.600	41
AG1804966	236388	3010	MICHAEL BALBAUGH	04/24/2018	150,000.00	1.600	04/10/2019	150,000.00	1.600	41
AG1804974	236389	3010	DENNIS STEFFAN	04/24/2018	50,000.00	1.600	04/10/2019	50,000.00	1.600	41
AG1804982	236390	3010	LEONARD MICHEL	04/24/2018	100,000.00	1.600	04/10/2019	100,000.00	1.600	41
AG1804990	236391	3010	OSCAR S SCHROEDER	04/24/2018	150,000.00	1.600	04/10/2019	150,000.00	1.600	41
AG1805005	236392	3010	MOENING FARMS LLC	04/24/2018	150,000.00	1.600	04/10/2019	150,000.00	1.600	41
AG1805013	236393	3010	HASELMAN BROS.	04/24/2018	150,000.00	1.600	04/10/2019	150,000.00	1.600	41
AG1805021	236394	3010	JERRY HOFFMAN	04/24/2018	125,000.00	1.600	04/10/2019	125,000.00	1.600	41
AG1805039	236395	3010	RA SCHROEDER FARMS INC.	04/24/2018	150,000.00	1.600	04/10/2019	150,000.00	1.600	41
AG1805047	236396	3010	RODNEY NIESE	04/24/2018	100,000.00	1.600	04/10/2019	100,000.00	1.600	41
AG1805187	236397	3010	HAROLD ROY	04/24/2018	125,000.00	1.600	04/10/2019	125,000.00	1.600	41
AG1805054	236398	3010	ROGER NIESE	04/24/2018	90,000.00	1.600	04/10/2019	90,000.00	1.600	41



Run Date: 3/5/2019 11:25:36 AM

Investments Outstanding As Of Date: 2/28/2019

## INVENTORY BY MATURITY REPORT

CUSIP	Investment #	Fund	Issuer	Purchase Date	Current Book	Current Rate	Maturity Date	Current Par	YTM	Days to Maturity
AG1805062	236399	3010	KENNETH SCHROEDER	04/24/2018	100,000.00	1.600	04/10/2019	100,000.00	1.600	41
AG1805070	236400	3010	PALTE FARMS	04/24/2018	125,000.00	1.600	04/10/2019	125,000.00	1.600	41
AG1805781	236401	3010	TIMOTHY SCHROEDER	04/24/2018	50,000.00	1.600	04/10/2019	50,000.00	1.600	41
AG1805088	236402	3010	JEFFREY STEFFAN	04/24/2018	150,000.00	1.600	04/10/2019	150,000.00	1.600	41
AG1805096	236403	3010	GERALD HASELMAN	04/24/2018	65,000.00	1.600	04/10/2019	65,000.00	1.600	41
AG1805104	236404	3010	JOE SCHROEDER	04/24/2018	100,000.00	1.600	04/10/2019	100,000.00	1.600	41
AG1805112	236405	3010	DANNY ROE	04/24/2018	150,000.00	1.600	04/10/2019	150,000.00	1.600	41
AG1805120	236406	3010	GARY NIESE	04/24/2018	150,000.00	1.600	04/10/2019	150,000.00	1.600	41
AG1805138	236407	3010	RYAN ORDWAY	04/24/2018	60,000.00	1.600	04/10/2019	60,000.00	1.600	41
AG1805146	236408	3010	GARY ORDWAY	04/24/2018	80,000.00	1.600	04/10/2019	80,000.00	1.600	41
AG1805153	236409	3010	DOUGLAS MANGAS	04/24/2018	150,000.00	1.600	04/10/2019	150,000.00	1.600	41
AG1805161	236410	3010	CHARLES SCHECKELHOFF	04/24/2018	100,000.00	1.600	04/10/2019	100,000.00	1.600	41
AG1805179	236411	3010	CHAD AND JASON PESTER	04/24/2018	90,000.00	1.600	04/10/2019	90,000.00	1.600	41
AG1804446	236412	3010	BROCK YUTZY	04/23/2018	150,000.00	1.600	04/10/2019	150,000.00	1.600	41
AG1804453	236413	3010	KYLE YUTZY	04/23/2018	150,000.00	1.600	04/10/2019	150,000.00	1.600	41
AG1804461	236414	3010	MARLIN YUTZY	04/23/2018	150,000.00	1.600	04/10/2019	150,000.00	1.600	41
AG1804479	236415	3010	JON GINGERICH	04/23/2018	150,000.00	1.600	04/10/2019	150,000.00	1.600	41
AG1804560	236416	3010	JAMES A. GRAY	04/23/2018	150,000.00	1.600	04/10/2019	150,000.00	1.600	41
AG1804487	236417	3010	ROGER STRALEY	04/23/2018	150,000.00	1.600	04/10/2019	150,000.00	1.600	41
AG1804495	236418	3010	JOHN KAUFFMAN JR.	04/23/2018	150,000.00	1.600	04/10/2019	150,000.00	1.600	41
AG1804578	236419	3010	RAYMOND KUHNS	04/23/2018	100,000.00	1.600	04/10/2019	100,000.00	1.600	41
AG1804545	236420	3010	BRAD MATTIX	04/23/2018	150,000.00	1.600	04/10/2019	150,000.00	1.600	41
AG1804586	236421	3010	GUY GREEN	04/23/2018	150,000.00	1.600	04/10/2019	150,000.00	1.600	41
AG1804594	236422	3010	JEFFERY L. ROBINSON	04/23/2018	150,000.00	1.600	04/10/2019	150,000.00	1.600	41
AG1804552	236423	3010	NAVE-FIELD FARMS LLC	04/23/2018	150,000.00	1.600	04/10/2019	150,000.00	1.600	41
AG1804602	236424	3010	MICHAEL R. OMAN	04/23/2018	75,000.00	1.600	04/10/2019	75,000.00	1.600	41
AG1804610	236425	3010	ROBERT C. MITCHELL	04/23/2018	150,000.00	1.600	04/10/2019	150,000.00	1.600	41
AG1804503	236426	3010	KYLE HOSTETLER	04/23/2018	75,000.00	1.600	04/10/2019	75,000.00	1.600	41
AG1804511	236427	3010	HOSTETLER FAMILY FARMS LL	04/23/2018	150,000.00	1.600	04/10/2019	150,000.00	1.600	41
AG1804529	236428	3010	H&J FARMS LLC	04/23/2018	150,000.00	1.600	04/10/2019	150,000.00	1.600	41
AG1804537	236429	3010	KRAMER HOMESTEAD INC.	04/23/2018	90,000.00	1.600	04/10/2019	90,000.00	1.600	41
AG1804628	236430	3010	LOCIN FARM LLC	04/23/2018	70,000.00	1.600	04/10/2019	70,000.00	1.600	41
AG1804438	236431	3010	JJ WALTON FARMS LLC	04/23/2018	150,000.00	1.600	04/10/2019	150,000.00	1.600	41



Run Date: 3/5/2019 11:25:36 AM

Investments Outstanding As Of Date: 2/28/2019

INVENTORY BY MATURITY REPORT

CUSIP	Investment #	Fund	Issuer	Purchase Date	Current Book	Current Rate	Maturity Date	Current Par	YTM	Days to Maturity
AG1804362	236432	3010	JEREMY GILDOW	04/23/2018	35,000.00	1.600	04/10/2019	35,000.00	1.600	41
AG1804370	236433	3010	DANNY CRAIG	04/23/2018	25,000.00	1.600	04/10/2019	25,000.00	1.600	41
AG1805831	236523	3010	WILLIAM C. KOWALKA	04/27/2018	140,000.00	1.600	04/10/2019	140,000.00	1.600	41
AG1805823	236524	3010	R & S LAJTI FARMS	04/27/2018	100,000.00	1.600	04/10/2019	100,000.00	1.600	41
AG1805849	236525	3010	CHARLES N. STEWART III	04/27/2018	90,000.00	1.600	04/10/2019	90,000.00	1.600	41
AG1802952	236541	3010	AGRI SOILS LTD	05/01/2018	150,000.00	1.600	04/10/2019	150,000.00	1.600	41
AG1803133	236542	3010	AMOS LIVESTOCK EQUIPMENT	05/01/2018	80,000.00	1.600	04/10/2019	80,000.00	1.600	41
AG1803141	236543	3010	SETH AMOS	05/01/2018	100,000.00	1.600	04/10/2019	100,000.00	1.600	41
AG1803232	236544	3010	JAY & JEWEL AMSTUTZ	05/01/2018	30,000.00	1.600	04/10/2019	30,000.00	1.600	41
AG1803059	236545	3010	ARMFELT ACRES	05/01/2018	35,000.00	1.600	04/10/2019	35,000.00	1.600	41
AG1803240	236546	3010	DONALD & JESSICA BADGER	05/01/2018	120,000.00	1.600	04/10/2019	120,000.00	1.600	41
AG1803257	236547	3010	JOHN & LINDA BADGER	05/01/2018	150,000.00	1.600	04/10/2019	150,000.00	1.600	41
AG1803265	236548	3010	BENJAMIN & JOANNA BALTZL	05/01/2018	10,000.00	1.600	04/10/2019	10,000.00	1.600	41
AG1803273	236549	3010	RANDALL E & SUE ANN BERRY	05/01/2018	95,000.00	1.600	04/10/2019	95,000.00	1.600	41
AG1803281	236550	3010	BRENEMAN FARMS INC	05/01/2018	50,000.00	1.600	04/10/2019	50,000.00	1.600	41
AG1803091	236551	3010	EUGENE & MARY A BURKHOLD	05/01/2018	150,000.00	1.600	04/10/2019	150,000.00	1.600	41
AG1803109	236552	3010	SAMUEL BURKHOLDER	05/01/2018	60,000.00	1.600	04/10/2019	60,000.00	1.600	41
AG1803299	236553	3010	CANAAN SUPPLY LLC	05/01/2018	20,000.00	1.600	04/10/2019	20,000.00	1.600	41
AG1803307	236554	3010	CANAAN CATTLE & GRAIN LLC	05/01/2018	42,000.00	1.600	04/10/2019	42,000.00	1.600	41
AG1803315	236555	3010	CANTENDO ACRES -GRAZELAN	05/01/2018	50,000.00	1.600	04/10/2019	50,000.00	1.600	41
AG1803323	236556	3010	CARMONY FARMS LTD	05/01/2018	150,000.00	1.600	04/10/2019	150,000.00	1.600	41
AG1803331	236557	3010	CATAPADALE DAIRY LTD	05/01/2018	150,000.00	1.600	04/10/2019	150,000.00	1.600	41
AG1803349	236558	3010	CIRCLE J FARMS LLC	05/01/2018	150,000.00	1.600	04/10/2019	150,000.00	1.600	41
AG1803356	236559	3010	CLAR-LAIN FARM LLC	05/01/2018	150,000.00	1.600	04/10/2019	150,000.00	1.600	41
AG1803364	236560	3010	DJR FARM LLC	05/01/2018	10,000.00	1.600	04/10/2019	10,000.00	1.600	41
AG1803372	236561	3010	DAVEL FARMS INC	05/01/2018	100,000.00	1.600	04/10/2019	100,000.00	1.600	41
AG1803380	236562	3010	DAVID & JONATHAN DOTTERE	05/01/2018	150,000.00	1.600	04/10/2019	150,000.00	1.600	41
AG1803398	236563	3010	DOUGLASS GRAIN FARMS LLC	05/01/2018	150,000.00	1.600	04/10/2019	150,000.00	1.600	41
AG1802853	236564	3010	ROBERT AND CYNTHIA FARQU	05/01/2018	150,000.00	1.600	04/10/2019	150,000.00	1.600	41
AG1803406	236565	3010	ROGER FEATHER	05/01/2018	100,000.00	1.600	04/10/2019	100,000.00	1.600	41
AG1803414	236566	3010	FIVE POINTS FARM LLC	05/01/2018	150,000.00	1.600	04/10/2019	150,000.00	1.600	41
AG1803422	236567	3010	GASSER FARMS LLC	05/01/2018	150,000.00	1.600	04/10/2019	150,000.00	1.600	41
AG1803430	236568	3010	DAVID & ANNE GASSER	05/01/2018	25,000.00	1.600	04/10/2019	25,000.00	1.600	41





Run Date: 3/5/2019 11:25:36 AM

Investments Outstanding As Of Date: 2/28/2019

## INVENTORY BY MATURITY REPORT

CUSIP	Investment #	Fund	Issuer	Purchase Date	Current Book	Current Rate	Maturity Date	Current Par	YTM	Days to Maturity
AG1803448	236569	3010	KRAIG GASSER	05/01/2018	50,000.00	1.600	04/10/2019	50,000.00	1.600	41
AG1803455	236570	3010	NATHAN GASSER	05/01/2018	100,000.00	1.600	04/10/2019	100,000.00	1.600	41
AG1803463	236571	3010	GEITGEY FARMS LLC	05/01/2018	35,000.00	1.600	04/10/2019	35,000.00	1.600	41
AG1803471	236572	3010	ROBERT AND AMY GRABER	05/01/2018	75,000.00	1.600	04/10/2019	75,000.00	1.600	41
AG1803489	236573	3010	BENJAMIN L GOOD	05/01/2018	40,000.00	1.600	04/10/2019	40,000.00	1.600	41
AG1803497	236574	3010	JONATHAN D & MARTHA G GO	05/01/2018	75,000.00	1.600	04/10/2019	75,000.00	1.600	41
AG1803505	236575	3010	RICHARD L & BETHANY J GOO	05/01/2018	35,000.00	1.600	04/10/2019	35,000.00	1.600	41
AG1803513	236576	3010	BRIAN GORTNER	05/01/2018	150,000.00	1.600	04/10/2019	150,000.00	1.600	41
AG1803521	236577	3010	RICHARD GRAHAM	05/01/2018	25,000.00	1.600	04/10/2019	25,000.00	1.600	41
AG1803539	236578	3010	JOSHUA D & MYLA A HERSHB	05/01/2018	60,000.00	1.600	04/10/2019	60,000.00	1.600	41
AG1803547	236579	3010	HERSHEY CROPLAND LLC	05/01/2018	10,000.00	1.600	04/10/2019	10,000.00	1.600	41
AG1803554	236580	3010	HODGE FARMS LLC	05/01/2018	100,000.00	1.600	04/10/2019	100,000.00	1.600	41
AG1804024	236581	3010	WILLOW BROOK DAIRY LLC	05/01/2018	75,000.00	1.600	04/10/2019	75,000.00	1.600	41
AG1803562	236582	3010	STEVE HOISINGTON	05/01/2018	150,000.00	1.600	04/10/2019	150,000.00	1.600	41
AG1803208	236583	3010	STEVEN & SHAWN KACERSKI	05/01/2018	150,000.00	1.600	04/10/2019	150,000.00	1.600	41
AG1803570	236584	3010	JAMES AND JANET KASSERMA	05/01/2018	100,000.00	1.600	04/10/2019	100,000.00	1.600	41
AG1803083	236585	3010	MASON KISAMORE	05/01/2018	50,000.00	1.600	04/10/2019	50,000.00	1.600	41
AG1803067	236586	3010	KLEVER HOLSTEIN FRM LIMIT	05/01/2018	86,000.00	1.600	04/10/2019	86,000.00	1.600	41
AG1802861	236587	3010	CLINT J & CASSANDRA K KEE	05/01/2018	70,000.00	1.600	04/10/2019	70,000.00	1.600	41
AG1803158	236588	3010	BENJAMIN KLICK	05/01/2018	50,000.00	1.600	04/10/2019	50,000.00	1.600	41
AG1802879	236589	3010	REGAN A & LAURA A KLINE	05/01/2018	40,212.00	1.600	04/10/2019	40,212.00	1.600	41
AG1802960	236590	3010	LANG VUE FARMS LTD	05/01/2018	125,000.00	1.600	04/10/2019	125,000.00	1.600	41
AG1803588	236591	3010	LOREN LARRY DARRELL STEIN	05/01/2018	50,000.00	1.600	04/10/2019	50,000.00	1.600	41
AG1803596	236592	3010	JENTES CUSTOM FARMING	05/01/2018	150,000.00	1.600	04/10/2019	150,000.00	1.600	41
AG1803604	236593	3010	JENTES FARM OPERATIONS LL	05/01/2018	150,000.00	1.600	04/10/2019	150,000.00	1.600	41
AG1802978	236594	3010	ROY ANDREW LEID	05/01/2018	22,500.00	1.600	04/10/2019	22,500.00	1.600	41
AG1803612	236595	3010	RUDY MAIBACH	05/01/2018	50,000.00	1.600	04/10/2019	50,000.00	1.600	41
AG1803620	236596	3010	DALEWYN C & JULIE M MARTI	05/01/2018	50,000.00	1.600	04/10/2019	50,000.00	1.600	41
AG1803638	236597	3010	MARTINS HILLCREST FARM LL	05/01/2018	100,000.00	1.600	04/10/2019	100,000.00	1.600	41
AG1803646	236598	3010	STEVE AND KATHY MARTIN	05/01/2018	125,000.00	1.600	04/10/2019	125,000.00	1.600	41
AG1803653	236599	3010	KELLY MCKELVEY	05/01/2018	150,000.00	1.600	04/10/2019	150,000.00	1.600	41
AG1802887	236600	3010	JERRY A & ANN M MCNEIL	05/01/2018	150,000.00	1.600	04/10/2019	150,000.00	1.600	41
AG1802986	236601	3010	BRYAN MILLER	05/01/2018	40,000.00	1.600	04/10/2019	40,000.00	1.600	41



Run Date: 3/5/2019 11:25:36 AM

Investments Outstanding As Of Date: 2/28/2019

INVENTORY BY MATURITY REPORT

CUSIP	Investment #	Fund	Issuer	Purchase Date	Current Book	Current Rate	Maturity Date	Current Par	YTM	Days to Maturity
AG1804354	236602	3010	HAROLD & MARGARET MILLER	05/01/2018	65,000.00	1.600	04/10/2019	65,000.00	1.600	41
AG1803661	236603	3010	PAUL & FANNIE MILLER	05/01/2018	20,000.00	1.600	04/10/2019	20,000.00	1.600	41
AG1803679	236604	3010	MOOREFIELD FARMS	05/01/2018	150,000.00	1.600	04/10/2019	150,000.00	1.600	41
AG1803687	236605	3010	JAMES & LINDA MOSHER	05/01/2018	75,000.00	1.600	04/10/2019	75,000.00	1.600	41
AG1803166	236606	3010	JONATHAN AND ABBEY NORM	05/01/2018	90,000.00	1.600	04/10/2019	90,000.00	1.600	41
AG1802994	236607	3010	OPEN ROAD FARM LTD	05/01/2018	100,000.00	1.600	04/10/2019	100,000.00	1.600	41
AG1803174	236608	3010	PARKER FARMS	05/01/2018	75,000.00	1.600	04/10/2019	75,000.00	1.600	41
AG1803695	236609	3010	PLEASANT VALE DAIRY INC	05/01/2018	150,000.00	1.600	04/10/2019	150,000.00	1.600	41
AG1803703	236610	3010	PEBBLE FARM	05/01/2018	20,000.00	1.600	04/10/2019	20,000.00	1.600	41
AG1802945	236611	3010	CRAIG T & LINDA L POWELL	05/01/2018	100,000.00	1.600	04/10/2019	100,000.00	1.600	41
AG1803711	236612	3010	BENJAMIN & MELISSA REHM	05/01/2018	150,000.00	1.600	04/10/2019	150,000.00	1.600	41
AG1803729	236613	3010	REHM FARMS LLC	05/01/2018	150,000.00	1.600	04/10/2019	150,000.00	1.600	41
AG1803737	236614	3010	R E LUMBER AND LOGGING	05/01/2018	150,000.00	1.600	04/10/2019	150,000.00	1.600	41
AG1803745	236615	3010	ROHR FARMS SERVICE LLC	05/01/2018	150,000.00	1.600	04/10/2019	150,000.00	1.600	41
AG1803752	236616	3010	ROSEDALE VENTURES LLC	05/01/2018	150,000.00	1.600	04/10/2019	150,000.00	1.600	41
AG1802895	236617	3010	ROSEDALE FARMS LLC	05/01/2018	150,000.00	1.600	04/10/2019	150,000.00	1.600	41
AG1803117	236618	3010	RUPRECHT FARM LLC	05/01/2018	100,000.00	1.600	04/10/2019	100,000.00	1.600	41
AG1803224	236619	3010	GALE & WYVIONA SAUSER	05/01/2018	40,000.00	1.600	04/10/2019	40,000.00	1.600	41
AG1803760	236620	3010	CLIFFORD SCHEIBE	05/01/2018	50,000.00	1.600	04/10/2019	50,000.00	1.600	41
AG1803778	236621	3010	SCHUEFLER FARMS LLC	05/01/2018	150,000.00	1.600	04/10/2019	150,000.00	1.600	41
AG1803786	236622	3010	SHADE CREEK FARMS	05/01/2018	150,000.00	1.600	04/10/2019	150,000.00	1.600	41
AG1803794	236623	3010	SHOWALTER DAIRY FARMS LL	05/01/2018	150,000.00	1.600	04/10/2019	150,000.00	1.600	41
AG1803802	236624	3010	TYLER STAHL	05/01/2018	15,000.00	1.600	04/10/2019	15,000.00	1.600	41
AG1803810	236625	3010	STEINERS CUSTOM FARMING	05/01/2018	100,000.00	1.600	04/10/2019	100,000.00	1.600	41
AG1803828	236626	3010	STEINER GRAIN FARMS AG SE	05/01/2018	120,000.00	1.600	04/10/2019	120,000.00	1.600	41
AG1803844	236627	3010	STEVEN AND ALYSON STEINE	05/01/2018	10,000.00	1.600	04/10/2019	10,000.00	1.600	41
AG1803851	236628	3010	CRAIG E & LYNELLE J STOLLE	05/01/2018	30,000.00	1.600	04/10/2019	30,000.00	1.600	41
AG1803869	236629	3010	BRADLEY & MOLLY STULL	05/01/2018	35,000.00	1.600	04/10/2019	35,000.00	1.600	41
AG1803877	236630	3010	GREG & CHALA TROYER	05/01/2018	75,000.00	1.600	04/10/2019	75,000.00	1.600	41
AG1803885	236631	3010	WASUKA FARMS INC	05/01/2018	150,000.00	1.600	04/10/2019	150,000.00	1.600	41
AG1802903	236632	3010	LAROY WEAVER	05/01/2018	150,000.00	1.600	04/10/2019	150,000.00	1.600	41
AG1803893	236633	3010	WILLIAM & DARLA WEAVER	05/01/2018	80,000.00	1.600	04/10/2019	80,000.00	1.600	41
AG1803901	236634	3010	WILDWOOD LEGACY FARMS L	05/01/2018	25,000.00	1.600	04/10/2019	25,000.00	1.600	41



Run Date: 3/5/2019 11:25:36 AM

Investments Outstanding As Of Date: 2/28/2019

## INVENTORY BY MATURITY REPORT

CUSIP	Investment #	Fund	Issuer	Purchase Date	Current Book	Current Rate	Maturity Date	Current Par	YTM	Days to Maturity
AG1803182	236635	3010	WINDY WAY FARMS LTD	05/01/2018	150,000.00	1.600	04/10/2019	150,000.00	1.600	41
AG1803919	236636	3010	NATHAN L YODER	05/01/2018	50,000.00	1.600	04/10/2019	50,000.00	1.600	41
AG1803927	236637	3010	SIMON YODER	05/01/2018	60,000.00	1.600	04/10/2019	60,000.00	1.600	41
AG1803042	236638	3010	IVAN ZIMMERMAN	05/01/2018	30,000.00	1.600	04/10/2019	30,000.00	1.600	41
AG1803000	236639	3010	LYNDON MILLER	05/01/2018	150,000.00	1.600	04/10/2019	150,000.00	1.600	41
AG1803935	236640	3010	JAMES & MARY BETH RICHA	05/01/2018	45,262.00	1.600	04/10/2019	45,262.00	1.600	41
AG1803943	236641	3010	TROY SHAUM	05/01/2018	75,000.00	1.600	04/10/2019	75,000.00	1.600	41
AG1803950	236642	3010	ROGER & NEDRA STEINER	05/01/2018	100,000.00	1.600	04/10/2019	100,000.00	1.600	41
AG1802911	236643	3010	RINGBYRE JERSEYS LLC	05/01/2018	100,000.00	1.600	04/10/2019	100,000.00	1.600	41
AG1803968	236644	3010	ATLEE SWARTZENTRUBER	05/01/2018	50,250.00	1.600	04/10/2019	50,250.00	1.600	41
AG1803075	236645	3010	ROBINSON VALLEY RUN FARM	05/01/2018	50,000.00	1.600	04/10/2019	50,000.00	1.600	41
AG1803216	236646	3010	DOUBLE K FARMS	05/01/2018	57,750.00	1.600	04/10/2019	57,750.00	1.600	41
AG1803190	236647	3010	WILLIAM AND VICKIE ROHR	05/01/2018	150,000.00	1.600	04/10/2019	150,000.00	1.600	41
AG1802937	236648	3010	JON BRAD OCEL	05/01/2018	50,000.00	1.600	04/10/2019	50,000.00	1.600	41
AG1803125	236649	3010	IVAN BURKHOLDER	05/01/2018	50,000.00	1.600	04/10/2019	50,000.00	1.600	41
AG1803976	236650	3010	FOUR WINDS FARMS LTD	05/01/2018	125,000.00	1.600	04/10/2019	125,000.00	1.600	41
AG1803984	236651	3010	ADRIAN & ALYSSA BEERY	05/01/2018	30,000.00	1.600	04/10/2019	30,000.00	1.600	41
AG1803992	236652	3010	RYAN & CHELSI LINGLE	05/01/2018	20,000.00	1.600	04/10/2019	20,000.00	1.600	41
AG1803018	236653	3010	MENGEL DAIRY FARM LLC	05/01/2018	150,000.00	1.600	04/10/2019	150,000.00	1.600	41
AG1804008	236654	3010	DANIEL C MILLER	05/01/2018	35,000.00	1.600	04/10/2019	35,000.00	1.600	41
AG1802929	236655	3010	AARON & ANNA NOLT	05/01/2018	50,000.00	1.600	04/10/2019	50,000.00	1.600	41
AG1803026	236656	3010	SPRANGS FAIRVIEW FARM LL	05/01/2018	150,000.00	1.600	04/10/2019	150,000.00	1.600	41
AG1804016	236657	3010	STEINER EQUIPMENT LLC	05/01/2018	42,000.00	1.600	04/10/2019	42,000.00	1.600	41
AG1803034	236658	3010	SWEET BREEZE FARMS & EXC	05/01/2018	150,000.00	1.600	04/10/2019	150,000.00	1.600	41
AG1805856	236925	3010	ROBERT ERNEST	05/30/2018	115,000.00	1.600	04/10/2019	115,000.00	1.600	41
AG1805864	236926	3010	KORY HEFNER	05/30/2018	25,000.00	1.600	04/10/2019	25,000.00	1.600	41
AG1805872	236927	3010	ALEX JONES	05/30/2018	60,000.00	1.600	04/10/2019	60,000.00	1.600	41
AG1805880	237001	3010	KENNETH R. DIBERT	06/08/2018	60,000.00	1.600	04/10/2019	60,000.00	1.600	41
AG1805898	237002	3010	MICHAEL BASINGER	06/08/2018	150,000.00	1.600	04/10/2019	150,000.00	1.600	41
AG1805906	237120	3010	EDWARD BRICKNER	06/18/2018	48,000.00	1.600	04/10/2019	48,000.00	1.600	41
AG1805914	237121	3010	BRICKNER FARM SERVICE LLC	06/18/2018	150,000.00	1.600	04/10/2019	150,000.00	1.600	41
AG1805922	237149	3010	BLUE RIDGE FARMS LLC	06/19/2018	150,000.00	1.600	04/10/2019	150,000.00	1.600	41
AG1800147	237167	3010	M&P EISEL FARMS LLC	06/20/2018	33,000.00	1.600	04/10/2019	33,000.00	1.600	41



Run Date: 3/5/2019 11:25:36 AM

Investments Outstanding As Of Date: 2/28/2019

INVENTORY BY MATURITY REPORT

CUSIP	Investment #	Fund	Issuer	Purchase Date	Current Book	Current Rate	Maturity Date	Current Par	YTM	Days to Maturity
912796RG6	238736	1000	B 0 04-11-19	10/25/2018	49,444,666.67	.000	04/11/2019	50,000,000.00	2.407	42
912796RG6	238837	1000	B 0 04-11-19	11/06/2018	49,481,083.33	.000	04/11/2019	50,000,000.00	2.420	42
912796RG6	238838	1000	B 0 04-11-19	11/06/2018	49,481,083.34	.000	04/11/2019	50,000,000.00	2.420	42
912796RG6	239308	1000	B 04-11-19	12/27/2018	49,655,833.33	.000	04/11/2019	50,000,000.00	2.376	42
912796RG6	239309	1000	B 04-11-19	12/27/2018	49,655,833.34	.000	04/11/2019	50,000,000.00	2.376	42
912796RG6	239779	1000	B 0 04-11-19	02/11/2019	49,805,226.25	.000	04/11/2019	50,000,000.00	2.386	42
912796RG6	239946	1000	B 0 04-11-19	02/27/2019	49,858,458.33	.000	04/11/2019	50,000,000.00	2.377	42
LD1700466	230385	3050	J&O PLASTICS INC.	04/13/2017	400,000.00	.750	04/12/2019	400,000.00	.750	43
76116ECL2	180734	2000	REF CORP STRIP	04/30/2007	55,335.00	.000	04/15/2019	100,000.00	5.010	46
912828Q52	228469	1020	US TREASURY NOTE .875 4-15	10/31/2016	9,975,781.25	.875	04/15/2019	10,000,000.00	.975	46
62479MRF2	239343	2000	MUFG BK 0 04-15-19	01/03/2019	6,944,863.33	.000	04/15/2019	7,000,000.00	2.802	46
912796UX5	239931	1000	B 0 04-16-19	02/26/2019	49,838,027.78	.000	04/16/2019	50,000,000.00	2.388	47
912796UX5	239932	1000	B 0 04-16-19	02/26/2019	24,919,013.89	.000	04/16/2019	25,000,000.00	2.388	47
LD19B0478	239492	3000	BID OHIO	01/16/2019	5,000,000.00	2.450	04/17/2019	5,000,000.00	2.450	48
LD19B0486	239493	3000	BID OHIO	01/16/2019	2,000,000.00	2.450	04/17/2019	2,000,000.00	2.450	48
LD19B0460	239497	3000	BID OHIO	01/16/2019	1,000,000.00	2.450	04/17/2019	1,000,000.00	2.450	48
912796RH4	238886	1000	B 04-18-19	11/09/2018	49,466,111.11	.000	04/18/2019	50,000,000.00	2.428	49
912796RH4	238887	1000	B 04-18-19	11/09/2018	49,466,111.11	.000	04/18/2019	50,000,000.00	2.428	49
912796RH4	239352	1000	B 0 04-18-19	01/03/2019	49,654,375.00	.000	04/18/2019	50,000,000.00	2.386	49
912796RH4	239353	1000	B 0 04-18-19	01/03/2019	49,654,375.00	.000	04/18/2019	50,000,000.00	2.386	49
94974BFV7	217623	1030	WELLS FARGO & CO	04/28/2014	7,027,510.00	3.221	04/22/2019	7,000,000.00	1.643	53
912796UY3	239907	1000	B 04-23-19	02/26/2019	49,813,722.22	.000	04/23/2019	50,000,000.00	2.404	54
912796UY3	239908	1000	B 04-23-19	02/26/2019	49,813,722.22	.000	04/23/2019	50,000,000.00	2.404	54
LD1700474	230952	3050	THE MARQUARD COMPANY	04/24/2017	313,000.00	.750	04/24/2019	313,000.00	.750	55
91159HHH6	217801	1030	US BANCORP	05/12/2014	8,957,672.00	2.200	04/25/2019	8,900,000.00	2.062	56
912796QC6	238885	1000	B 0 04-25-19	11/09/2018	49,441,709.72	.000	04/25/2019	50,000,000.00	2.434	56
912796QC6	239566	1000	B 0 04-25-19	01/24/2019	49,700,205.56	.000	04/25/2019	50,000,000.00	2.386	56
912796QC6	239567	1000	B 0 04-25-19	01/24/2019	49,700,205.56	.000	04/25/2019	50,000,000.00	2.386	56
912796QC6	239568	1000	B 0 04-25-19	01/24/2019	49,700,205.55	.000	04/25/2019	50,000,000.00	2.386	56
3134G8XP9	225940	1010	FHLMC MEDIUM TERM NOTE	04/26/2016	5,000,000.00	1.150	04/26/2019	5,000,000.00	1.150	57
EC1701910	231036	3030	KATHERINE HARALSON	04/27/2017	67,402.45	.750	04/26/2019	67,402.45	.750	57
EC1701928	231044	3030	DUANE GRIFFAW	04/27/2017	30,000.00	.750	04/26/2019	30,000.00	.750	57
EC1701936	231045	3030	RYAN HELLWIG	04/27/2017	250,495.00	.750	04/26/2019	250,495.00	.750	57



Run Date: 3/5/2019 11:25:36 AM

Investments Outstanding As Of Date: 2/28/2019

INVENTORY BY MATURITY REPORT

CUSIP	Investment #	Fund	Issuer	Purchase Date	Current Book	Current Rate	Maturity Date	Current Par	YTM	Days to Maturity
EC1701944	231046	3030	JONATHAN SABO	04/27/2017	55,675.00	.750	04/26/2019	55,675.00	.750	57
EC1701951	231047	3030	MICHAEL APKING	04/27/2017	29,375.00	.750	04/26/2019	29,375.00	.750	57
EC1701969	231048	3030	ROBERT MUELLER	04/27/2017	276,500.00	.750	04/26/2019	276,500.00	.750	57
EC1701977	231050	3030	MATTHEW GARY	04/27/2017	81,430.00	.750	04/26/2019	81,430.00	.750	57
EC1701985	231051	3030	DANNY YAHINI	04/27/2017	90,704.70	.750	04/26/2019	90,704.70	.750	57
912828D23	222731	1020	US TREASURY NOTE	05/27/2015	15,186,328.13	1.625	04/30/2019	15,000,000.00	1.299	61
912828ST8	225563	1020	US TREASURY NOTE	02/25/2016	10,117,187.50	1.250	04/30/2019	10,000,000.00	.875	61
912796RJO	238808	1000	B 0 05-02-19	11/02/2018	49,388,221.51	.000	05/02/2019	50,000,000.00	2.464	63
912796RJO	239350	1000	B 0 05-02-19	01/03/2019	49,609,531.25	.000	05/02/2019	50,000,000.00	2.381	63
912796RJO	239351	1000	B 0 05-02-19	01/03/2019	49,609,531.25	.000	05/02/2019	50,000,000.00	2.381	63
912796RJO	239610	1000	B 0 05-02-19	01/25/2019	49,686,097.22	.000	05/02/2019	50,000,000.00	2.345	63
912796RJO	239611	1000	B 0 05-02-19	01/25/2019	49,686,097.22	.000	05/02/2019	50,000,000.00	2.345	63
912796RJO	239746	1000	B 05-02-19	02/07/2019	49,728,750.00	.000	05/02/2019	50,000,000.00	2.338	63
LD1700482	231259	3050	ENVIROSCAPE ECM LTD	05/04/2017	384,390.45	.750	05/03/2019	384,390.45	.750	64
037833AQ3	227020	1030	APPLE INC 2.100 5-06-19	06/15/2016	9,240,431.68	2.100	05/06/2019	9,014,000.00	1.213	67
LD1700490	231279	3050	WRIGHT TIRE & AUTO LLC	05/08/2017	200,000.00	.750	05/08/2019	200,000.00	.750	69
LD19B0320	238860	3000	BID OHIO	11/07/2018	5,000,000.00	2.550	05/08/2019	5,000,000.00	2.550	69
LD19B0338	238861	3000	BID OHIO	11/07/2018	2,000,000.00	2.550	05/08/2019	2,000,000.00	2.550	69
LD19B0346	238862	3000	BID OHIO	11/07/2018	2,000,000.00	2.550	05/08/2019	2,000,000.00	2.550	69
LD1700508	231325	3050	HICKORY LANE WELDING LTD	05/09/2017	400,000.00	.750	05/09/2019	400,000.00	.750	70
912796RP6	238883	1000	B 0 05-09-19	11/09/2018	49,384,851.39	.000	05/09/2019	50,000,000.00	2.477	70
912796RP6	238884	1000	B 0 05-09-19	11/09/2018	49,384,851.39	.000	05/09/2019	50,000,000.00	2.477	70
912796RP6	239612	1000	B 0 05-09-19	01/25/2019	49,659,111.11	.000	05/09/2019	50,000,000.00	2.376	70
912796RP6	239613	1000	B 0 05-09-19	01/25/2019	49,659,111.11	.000	05/09/2019	50,000,000.00	2.376	70
912796RP6	239744	1000	B 05-09-19	02/07/2019	49,703,618.05	.000	05/09/2019	50,000,000.00	2.359	70
912796RP6	239745	1000	B 05-09-19	02/07/2019	24,851,809.03	.000	05/09/2019	25,000,000.00	2.359	70
31358C7R1	178654	2000	FNMA STRIP	10/27/2006	1,686,030.00	.000	05/15/2019	3,225,000.00	5.234	76
912833KV1	181165	2000	US TREASURY STRIP	05/31/2007	27,454.00	.000	05/15/2019	50,000.00	5.077	76
912833KV1	181413	2000	US TREASURY STRIP	06/26/2007	26,726.00	.000	05/15/2019	50,000.00	5.340	76
912833KV1	181554	2000	US TREASURY STRIP	07/06/2007	27,172.50	.000	05/15/2019	50,000.00	5.209	76
912833KV1	181860	2000	US TREASURY STRIP	07/30/2007	55,215.00	.000	05/15/2019	100,000.00	5.100	76
912833KV1	186332	2010	US TREASURY STRIP	05/22/2008	4,688,636.00	.000	05/15/2019	7,538,000.00	4.371	76
912833KV1	186416	2000	US TREASURY STRIP	05/27/2008	31,255.50	.000	05/15/2019	50,000.00	4.330	76



Run Date: 3/5/2019 11:25:36 AM

Investments Outstanding As Of Date: 2/28/2019

INVENTORY BY MATURITY REPORT

CUSIP	Investment #	Fund	Issuer	Purchase Date	Current Book	Current Rate	Maturity Date	Current Par	YTM	Days to Maturity
912833KV1	186663	2000	US TREASURY STRIP	06/09/2008	15,501.50	.000	05/15/2019	25,000.00	4.420	76
912833KV1	187226	2000	US TREASURY STRIP	07/11/2008	6,260.00	.000	05/15/2019	10,000.00	4.366	76
912833KV1	192213	2000	US TREASURY STRIP	05/13/2009	102,256.50	.000	05/15/2019	150,000.00	3.866	76
912833KV1	193233	2000	US TREASURY STRIP	08/18/2009	33,664.88	.000	05/15/2019	50,000.00	4.102	76
912833KV1	197098	2000	US TREASURY STRIP	05/11/2010	220,690.87	.000	05/15/2019	306,000.00	3.660	76
912833KV1	197191	2000	US TREASURY STRIP	05/14/2010	17,996.00	.000	05/15/2019	25,000.00	3.685	76
912833KV1	198373	2000	US TREASURY STRIP	06/30/2010	38,194.00	.000	05/15/2019	50,000.00	3.058	76
912833KV1	198699	2000	US TREASURY STRIP	07/13/2010	75,926.00	.000	05/15/2019	100,000.00	3.140	76
912833KV1	205473	2000	US TREASURY STRIP	05/09/2011	78,665.00	.000	05/15/2019	100,000.00	3.016	76
912833KV1	206118	2000	US TREASURY STRIP	06/13/2011	81,053.00	.000	05/15/2019	100,000.00	2.670	76
912833KV1	206336	2000	US TREASURY STRIP	06/23/2011	40,554.50	.000	05/15/2019	50,000.00	2.670	76
912833KV1	206370	2000	US TREASURY STRIP	06/27/2011	40,571.00	.000	05/15/2019	50,000.00	2.668	76
912833KV1	210177	2000	US TREASURY STRIP	05/16/2012	45,687.50	.000	05/15/2019	50,000.00	1.293	76
912833KV1	210392	2000	US TREASURY STRIP	06/06/2012	46,747.50	.000	05/15/2019	50,000.00	.972	76
912833KV1	210598	2000	US TREASURY STRIP	06/25/2012	46,201.00	.000	05/15/2019	50,000.00	1.150	76
912833KV1	214700	2000	US TREASURY STRIP	06/17/2013	46,096.50	.000	05/15/2019	50,000.00	1.380	76
912833KV1	218181	2000	US TREASURY STRIP	06/26/2014	45,964.00	.000	05/15/2019	50,000.00	1.730	76
912833KV1	218207	2000	US TREASURY STRIP	06/27/2014	45,935.00	.000	05/15/2019	50,000.00	1.744	76
912833KV1	218577	2000	US TREASURY STRIP	07/31/2014	46,061.50	.000	05/15/2019	50,000.00	1.720	76
912833KV1	222621	2000	US TREASURY STRIP	05/21/2015	237,480.00	.000	05/15/2019	250,000.00	1.294	76
912833KV1	226884	2000	US TREASURY STRI ZERO-% 5	05/26/2016	116,307.60	.000	05/15/2019	120,000.00	1.055	76
912833KV1	227308	2000	US TREASURY STRI ZERO-% 5	07/15/2016	48,929.50	.000	05/15/2019	50,000.00	.765	76
912833KV1	227495	2000	US TREASURY STRI ZERO-% 5	07/29/2016	39,057.20	.000	05/15/2019	40,000.00	.855	76
912833KV1	227666	2000	US TREASURY STRI ZERO-% 5	08/12/2016	97,661.00	.000	05/15/2019	100,000.00	.860	76
912833KV1	231300	2000	S 0 05-15-19	05/11/2017	38,926.00	.000	05/15/2019	40,000.00	1.358	76
912833KV1	231581	2000	S 0 05-15-19	06/02/2017	39,008.80	.000	05/15/2019	40,000.00	1.290	76
912833KV1	237028	2000	S 0 05-15-19	06/14/2018	39,190.00	.000	05/15/2019	40,000.00	2.240	76
912833KV1	237310	2000	S 0 05-15-19	07/06/2018	39,231.60	.000	05/15/2019	40,000.00	2.272	76
912833KV1	237407	2000	S 0 05-15-19	07/12/2018	39,256.40	.000	05/15/2019	40,000.00	2.240	76
912796RQ4	239599	1000	B 05-16-19	01/24/2019	49,632,111.11	.000	05/16/2019	50,000,000.00	2.383	77
912796RQ4	239600	1000	B 05-16-19	01/24/2019	49,632,111.11	.000	05/16/2019	50,000,000.00	2.383	77
912796RQ4	239692	1000	B 05-16-19	02/04/2019	49,668,944.44	.000	05/16/2019	50,000,000.00	2.376	77
912796RQ4	239693	1000	B 05-16-19	02/04/2019	49,668,944.45	.000	05/16/2019	50,000,000.00	2.376	77



Run Date: 3/5/2019 11:25:36 AM

Investments Outstanding As Of Date: 2/28/2019

## INVENTORY BY MATURITY REPORT

CUSIP	Investment #	Fund	Issuer	Purchase Date	Current Book	Current Rate	Maturity Date	Current Par	YTM	Days to Maturity
912796RQ4	239706	1000	B 05-16-19	02/05/2019	49,672,222.22	.000	05/16/2019	50,000,000.00	2.376	77
912796RQ4	239707	1000	B 05-16-19	02/05/2019	49,672,222.22	.000	05/16/2019	50,000,000.00	2.376	77
459200JE2	227048	1030	IBM CORP 1.800 5-17-19	06/20/2016	5,083,800.00	1.800	05/17/2019	5,000,000.00	1.211	78
LD19B0528	239850	3000	BID OHIO	02/20/2019	1,000,000.00	2.450	05/22/2019	1,000,000.00	2.450	83
LD19B0536	239851	3000	BID OHIO	02/20/2019	1,500,000.00	2.450	05/22/2019	1,500,000.00	2.450	83
912796QH5	239800	1000	B 05-23-19	02/13/2019	49,672,750.00	.000	05/23/2019	50,000,000.00	2.396	84
912796QH5	239801	1000	B 05-23-19	02/13/2019	49,672,750.00	.000	05/23/2019	50,000,000.00	2.396	84
912796QH5	239815	1000	B 0 05-23-19	02/14/2019	49,675,592.78	.000	05/23/2019	50,000,000.00	2.399	84
912796QH5	239860	1000	B 05-23-19	02/21/2019	49,699,194.44	.000	05/23/2019	50,000,000.00	2.394	84
912796QH5	239861	1000	B 05-23-19	02/21/2019	49,699,194.45	.000	05/23/2019	50,000,000.00	2.394	84
912796QH5	239905	1000	B 05-23-19	02/25/2019	49,710,845.83	.000	05/23/2019	50,000,000.00	2.407	84
912796QH5	239906	1000	B 05-23-19	02/25/2019	49,710,845.84	.000	05/23/2019	50,000,000.00	2.407	84
EC1701993	231543	3030	DUSTIN GRIME	05/25/2017	175,007.00	.750	05/24/2019	175,007.00	.750	85
EC1702009	231544	3030	MICHAEL WHITE	05/25/2017	50,255.00	.750	05/24/2019	50,255.00	.750	85
EC1702017	231545	3030	JOHN RUMANCIK	05/25/2017	73,970.00	.750	05/24/2019	73,970.00	.750	85
EC1702025	231546	3030	TRAVIS ANDERSON	05/25/2017	175,854.00	.750	05/24/2019	175,854.00	.750	85
EC1702033	231547	3030	MICHAEL PETRAS	05/25/2017	202,370.00	.750	05/24/2019	202,370.00	.750	85
EC1702041	231548	3030	CURTIS CHIPPS	05/25/2017	259,539.00	.750	05/24/2019	259,539.00	.750	85
EC1702058	231549	3030	RYAN MCCARTHY	05/25/2017	78,500.00	.750	05/24/2019	78,500.00	.750	85
3130A92Y6	227851	1010	FHLB DEBENTURE 1.030 5-28-	08/30/2016	10,000,000.00	1.030	05/28/2019	10,000,000.00	1.030	89
3137EADG1	224014	1010	FHLMC DEBENTURE	09/16/2015	10,125,900.00	1.750	05/30/2019	10,000,000.00	1.400	91
EC1702066	231571	3030	SARA CLARK	05/30/2017	35,000.00	.750	05/30/2019	35,000.00	.750	91
EC1702074	231572	3030	WILLIAM BARWINSKI	05/30/2017	175,007.00	.750	05/30/2019	175,007.00	.750	91
EC1702082	231573	3030	THOMAS GREENE	05/30/2017	75,000.00	.750	05/30/2019	75,000.00	.750	91
EC1702090	231574	3030	ANDY LEE	05/30/2017	115,400.00	.750	05/30/2019	115,400.00	.750	91
EC1702108	231575	3030	REED RICHMOND	05/30/2017	75,000.00	.750	05/30/2019	75,000.00	.750	91
EC1702116	231576	3030	MARK PAVUK	05/30/2017	181,986.42	.750	05/30/2019	181,986.42	.750	91
LD1700516	231604	3050	WING IT NORTH LLC	05/30/2017	400,000.00	.750	05/30/2019	400,000.00	.750	91
912828WLO	223852	1020	US TREASURY NOTE	08/26/2015	25,261,718.75	1.500	05/31/2019	25,000,000.00	1.214	92
LD1700524	231625	3050	ONLINE ENGINEERING CORP.	06/02/2017	201,639.50	.750	05/31/2019	201,639.50	.750	92
46513G4K0	217934	1010	ISRAEL BOND	06/01/2014	15,000,000.00	3.060	06/01/2019	15,000,000.00	3.060	93
594918AC8	222587	1030	MICROSOFT CORP	05/19/2015	13,697,869.63	4.200	06/01/2019	12,413,000.00	1.543	93
LD1700532	231643	3050	J. MCCOY LUMBER CO. LTD	06/05/2017	368,448.96	.750	06/05/2019	368,448.96	.750	97



Run Date: 3/5/2019 11:25:36 AM

Investments Outstanding As Of Date: 2/28/2019

INVENTORY BY MATURITY REPORT

CUSIP	Investment #	Fund	Issuer	Purchase Date	Current Book	Current Rate	Maturity Date	Current Par	YTM	Days to Maturity
LD19B0361	239074	3000	BID OHIO	12/05/2018	1,000,000.00	2.600	06/05/2019	1,000,000.00	2.600	97
LD19B0379	239075	3000	BID OHIO	12/05/2018	2,500,000.00	2.600	06/05/2019	2,500,000.00	2.600	97
LD19B0387	239076	3000	BID OHIO	12/05/2018	500,000.00	2.600	06/05/2019	500,000.00	2.600	97
912796RS0	239929	1000	B 06-06-19	02/26/2019	49,669,444.45	.000	06/06/2019	50,000,000.00	2.396	98
912796RS0	239930	1000	B 06-06-19	02/26/2019	49,669,444.44	.000	06/06/2019	50,000,000.00	2.396	98
912796RS0	239950	1000	B 0 06-06-19	02/27/2019	49,672,062.50	.000	06/06/2019	50,000,000.00	2.401	98
912796RS0	239952	1000	B 0 06-06-19	02/27/2019	49,672,062.50	.000	06/06/2019	50,000,000.00	2.401	98
3136G3AQ8	225597	1010	FNMA DEBENTURE	03/07/2016	15,000,000.00	1.320	06/07/2019	15,000,000.00	1.320	99
912796RU5	239947	1000	B 0 06-13-19	02/27/2019	49,648,138.89	.000	06/13/2019	50,000,000.00	2.407	105
912796RU5	239948	1000	B 0 06-13-19	02/27/2019	49,648,138.89	.000	06/13/2019	50,000,000.00	2.407	105
88579YAG6	223087	1030	3 M CO	06/25/2015	4,979,900.00	1.625	06/15/2019	5,000,000.00	1.730	107
912828R85	227896	1020	US TREASURY NOTE .875 6-15	08/30/2016	14,978,320.31	.875	06/15/2019	15,000,000.00	.927	107
3135G0ZE6	221582	1010	FNMA DEBENTURE	04/08/2015	10,196,100.00	1.750	06/20/2019	10,000,000.00	1.269	112
3135G0ZE6	223764	1010	FNMA DEBENTURE	08/18/2015	10,129,900.00	1.750	06/20/2019	10,000,000.00	1.401	112
912796QM4	239858	1000	B 06-20-19	02/21/2019	49,607,465.28	.000	06/20/2019	50,000,000.00	2.394	112
912796QM4	239859	1000	B 06-20-19	02/21/2019	49,607,465.28	.000	06/20/2019	50,000,000.00	2.394	112
912796QM4	239911	1000	B 0 06-20-19	02/25/2019	49,618,072.22	.000	06/20/2019	50,000,000.00	2.410	112
LD1700540	231848	3050	EVERYDAY HOMECARE	06/23/2017	201,301.03	1.000	06/21/2019	201,301.03	1.000	113
EC1702124	231884	3030	ERIC SCOTT	06/27/2017	113,510.00	1.000	06/27/2019	113,510.00	1.000	119
EC1702132	231885	3030	STEPHEN LO	06/27/2017	67,695.00	1.000	06/27/2019	67,695.00	1.000	119
EC1702140	231886	3030	ARNOLD ADLER II	06/27/2017	67,880.00	1.000	06/27/2019	67,880.00	1.000	119
EC1702157	231887	3030	ZACHARY SWISHER	06/27/2017	329,000.00	1.000	06/27/2019	329,000.00	1.000	119
EC1702165	231888	3030	JEREMY BIZJAK	06/27/2017	83,750.00	1.000	06/27/2019	83,750.00	1.000	119
LD1700557	231889	3050	TOP OF THE VIADUCT RESTA	06/27/2017	50,000.00	1.000	06/27/2019	50,000.00	1.000	119
EC1702173	231890	3030	PELAYO MONTOTO	06/27/2017	53,300.00	1.000	06/27/2019	53,300.00	1.000	119
EC1702181	231891	3030	JOHN STORK	06/27/2017	30,000.00	1.000	06/27/2019	30,000.00	1.000	119
EC1702199	231892	3030	NEIL SHARROW	06/27/2017	69,000.00	1.000	06/27/2019	69,000.00	1.000	119
EC1702207	231893	3030	JOHN MARUNA	06/27/2017	315,000.00	1.000	06/27/2019	315,000.00	1.000	119
EC1702215	231895	3030	MARGARETHA IZZO	06/27/2017	111,390.00	1.000	06/27/2019	111,390.00	1.000	119
EC1702223	231897	3030	MATT WEDEL	06/27/2017	166,135.00	1.000	06/27/2019	166,135.00	1.000	119
912796RV3	239300	1000	B 0 06-27-19	12/27/2018	49,381,452.78	.000	06/27/2019	50,000,000.00	2.478	119
912796RV3	239301	1000	B 0 06-27-19	12/27/2018	49,381,452.78	.000	06/27/2019	50,000,000.00	2.478	119
EC1702231	231922	3030	MICHAEL HENRY	06/29/2017	136,385.80	1.000	06/28/2019	136,385.80	1.000	120





Run Date: 3/5/2019 11:25:36 AM

Investments Outstanding As Of Date: 2/28/2019

INVENTORY BY MATURITY REPORT

CUSIP	Investment #	Fund	Issuer	Purchase Date	Current Book	Current Rate	Maturity Date	Current Par	YTM	Days to Maturity
EC1702249	231923	3030	JESSICA RUSSELL	06/29/2017	14,640.00	1.000	06/28/2019	14,640.00	1.000	120
EC1702256	231924	3030	JILL TALLEY	06/29/2017	30,500.00	1.000	06/28/2019	30,500.00	1.000	120
EC1702264	231927	3030	MICHAEL PAMPANINI	06/29/2017	96,125.00	1.000	06/28/2019	96,125.00	1.000	120
EC1702272	231928	3030	WILLIAM ELLIOTT	06/29/2017	50,000.00	1.000	06/28/2019	50,000.00	1.000	120
EC1702280	231929	3030	BETTY MCGLONE	06/29/2017	91,255.00	1.000	06/28/2019	91,255.00	1.000	120
EC1702298	231930	3030	TRACY INTIHAR	06/29/2017	350,000.00	1.000	06/28/2019	350,000.00	1.000	120
EC1702306	231931	3030	ADAM SMITH	06/29/2017	86,400.00	1.000	06/28/2019	86,400.00	1.000	120
EC1702314	231932	3030	JEFFREY DRAKE	06/29/2017	185,451.00	1.000	06/28/2019	185,451.00	1.000	120
912828WS5	218410	1020	US TREASURY NOTE	07/15/2014	24,942,382.81	1.625	06/30/2019	25,000,000.00	1.674	122
69353RDD7	223743	1030	PNC BANK NA	08/18/2015	10,038,000.00	2.250	07/02/2019	10,000,000.00	2.147	124
69353RDD7	223746	1030	PNC BANK NA	08/18/2015	5,018,800.00	2.250	07/02/2019	5,000,000.00	2.148	124
69353RDD7	230149	1030	PNC 2 1-4 07-02-19 BKNT	03/31/2017	3,156,429.60	2.250	07/02/2019	3,132,000.00	1.894	124
LD1800019	231947	3050	Liberty Lanes LLC	07/05/2017	17,861.12	1.000	07/05/2019	17,861.12	1.000	127
912796RW1	239368	1000	B 0 07-05-19	01/04/2019	49,385,750.00	.000	07/05/2019	50,000,000.00	2.460	127
LD19B0429	239415	3000	BID OHIO	01/09/2019	5,000,000.00	2.450	07/10/2019	5,000,000.00	2.450	132
LD19B0445	239416	3000	BID OHIO	01/09/2019	2,500,000.00	2.450	07/10/2019	2,500,000.00	2.450	132
LD19B0437	239417	3000	BID OHIO	01/09/2019	2,000,000.00	2.450	07/10/2019	2,000,000.00	2.450	132
LD19B0452	239418	3000	BID OHIO	01/09/2019	2,000,000.00	2.450	07/10/2019	2,000,000.00	2.450	132
LD1800035	231961	3050	D A DECHELLIS DDS INC	07/11/2017	123,087.98	1.000	07/11/2019	123,087.98	1.000	133
EC1800019	231962	3030	MICHAEL STONE	07/11/2017	146,320.00	1.000	07/11/2019	146,320.00	1.000	133
LD1800027	231963	3050	DUBER AUTOMTIVE LLC	07/11/2017	98,484.00	1.000	07/11/2019	98,484.00	1.000	133
912828S43	227623	1020	US TREASURY NOTE .750 7-15	08/05/2016	14,994,726.56	.750	07/15/2019	15,000,000.00	.762	137
89236TBP9	224245	1030	TOYOTA MOTOR CREDIT COR	09/29/2015	5,029,100.00	2.125	07/18/2019	5,000,000.00	1.965	140
89236TBP9	227685	1030	TOYOTA MOTOR CRE 2.125 7-	08/12/2016	5,125,600.00	2.125	07/18/2019	5,000,000.00	1.250	140
EC1800043	231977	3030	ROBERT PUSHAY	07/24/2017	100,965.00	1.000	07/24/2019	100,965.00	1.000	146
EC1800050	231978	3030	CHERYL HITCHCOCK	07/24/2017	37,750.00	1.000	07/24/2019	37,750.00	1.000	146
EC1800068	231979	3030	MICHAEL SMUCKER	07/24/2017	228,851.00	1.000	07/24/2019	228,851.00	1.000	146
EC1800076	231980	3030	KEIR SCHLATTER	07/24/2017	69,920.00	1.000	07/24/2019	69,920.00	1.000	146
EC1800084	231981	3030	JENNIFER NELSON CARNEY	07/24/2017	303,674.00	1.000	07/24/2019	303,674.00	1.000	146
EC1800027	231982	3030	ABEL HITTINGER	07/24/2017	55,000.00	1.000	07/24/2019	55,000.00	1.000	146
EC1800035	231983	3030	BARBARA DIDRICHSEN	07/24/2017	65,000.00	1.000	07/24/2019	65,000.00	1.000	146
912796SA8	239569	1000	B 0 07-25-19	01/24/2019	49,381,958.33	.000	07/25/2019	50,000,000.00	2.476	147
3136G3D51	227556	1010	FNMA DEBENTURE 1.250 7-26	07/29/2016	10,000,000.00	1.250	07/26/2019	10,000,000.00	1.250	148



Run Date: 3/5/2019 11:25:36 AM

Investments Outstanding As Of Date: 2/28/2019

INVENTORY BY MATURITY REPORT

CUSIP	Investment #	Fund	Issuer	Purchase Date	Current Book	Current Rate	Maturity Date	Current Par	YTM	Days to Maturity
EC1800092	231985	3030	GARY HUELSMAN	07/27/2017	15,900.00	1.000	07/26/2019	15,900.00	1.000	148
EC1800100	231986	3030	CANDEE MORRIS	07/27/2017	30,000.00	1.000	07/26/2019	30,000.00	1.000	148
EC1800118	231987	3030	DAVID GRUBER	07/27/2017	90,000.00	1.000	07/26/2019	90,000.00	1.000	148
EC1800126	231988	3030	MARCUS MOORE	07/27/2017	126,900.00	1.000	07/26/2019	126,900.00	1.000	148
EC1800134	231989	3030	APRIL QUEENER	07/27/2017	24,225.00	1.000	07/26/2019	24,225.00	1.000	148
EC1800142	231990	3030	LUTHER WIREMAN	07/27/2017	175,616.00	1.000	07/26/2019	175,616.00	1.000	148
EC1800159	231991	3030	JOHN TALLMADGE	07/27/2017	117,365.00	1.000	07/26/2019	117,365.00	1.000	148
LD1800043	232011	3050	BAVARIAN CATERING LTD	08/03/2017	56,643.41	1.000	08/02/2019	56,643.41	1.000	155
RE1800011	232016	3040	DEAN AND PEGGY JOLLY	08/04/2017	154,422.77	.150	08/02/2019	154,422.77	.150	155
36962G4D3	229190	1030	GE 6 8-7-19	01/20/2017	5,535,200.00	6.000	08/07/2019	5,000,000.00	1.689	160
LD19B0502	239725	3000	BID OHIO	02/06/2019	1,000,000.00	2.500	08/07/2019	1,000,000.00	2.500	160
LD19B0494	239726	3000	BID OHIO	02/06/2019	3,000,000.00	2.500	08/07/2019	3,000,000.00	2.500	160
LD19B0510	239727	3000	BID OHIO	02/06/2019	5,000,000.00	2.500	08/07/2019	5,000,000.00	2.500	160
594918BN3	227900	1030	MICROSOFT CORP 1.100 8-08-	09/01/2016	4,991,050.00	1.100	08/08/2019	5,000,000.00	1.162	161
EC1800167	232026	3030	SCOTT ALLMAN	08/10/2017	45,000.00	1.000	08/09/2019	45,000.00	1.000	162
EC1800175	232027	3030	PETER BRUGMANN	08/10/2017	121,459.80	1.000	08/09/2019	121,459.80	1.000	162
EC1800183	232030	3030	STEPHEN MARTINEZ	08/14/2017	280,000.00	1.000	08/14/2019	280,000.00	1.000	167
912833KW9	178331	2000	US TREASURY STRIP	10/04/2006	26,992.50	.000	08/15/2019	50,000.00	4.850	168
912833KW9	178585	2000	US TREASURY STRIP	10/26/2006	73,316.64	.000	08/15/2019	138,000.00	5.001	168
912833KW9	178995	2000	US TREASURY STRIP	11/28/2006	27,543.00	.000	08/15/2019	50,000.00	4.745	168
912833KW9	182219	2000	US TREASURY STRIP	08/28/2007	55,773.00	.000	08/15/2019	100,000.00	4.940	168
912803AR4	182550	2000	US TREASURY STRIP (P)	09/25/2007	55,420.00	.000	08/15/2019	100,000.00	5.027	168
912833KW9	182755	2000	US TREASURY STRIP	10/05/2007	56,708.00	.000	08/15/2019	100,000.00	4.840	168
912833KW9	188066	2000	US TREASURY STRIP	09/15/2008	32,225.00	.000	08/15/2019	50,000.00	4.065	168
912833KW9	188161	2010	US TREASURY STRIP	09/22/2008	375,626.88	.000	08/15/2019	576,000.00	3.962	168
912833KW9	193252	2000	US TREASURY STRIP	08/18/2009	66,893.25	.000	08/15/2019	100,000.00	4.065	168
912833KW9	199559	2000	US TREASURY STRIP	08/13/2010	38,597.50	.000	08/15/2019	50,000.00	2.895	168
912833KW9	200621	2000	US TREASURY STRIP	09/24/2010	78,302.00	.000	08/15/2019	100,000.00	2.770	168
912833KW9	207487	2000	US TREASURY STRIP	09/23/2011	43,840.00	.000	08/15/2019	50,000.00	1.672	168
912833KW9	207859	2000	US TREASURY STRIP	10/31/2011	86,085.00	.000	08/15/2019	100,000.00	1.933	168
912833KW9	207912	2000	US TREASURY STRIP	11/03/2011	43,124.00	.000	08/15/2019	50,000.00	1.910	168
912833KW9	211238	2000	US TREASURY STRIP	08/17/2012	45,999.00	.000	08/15/2019	50,000.00	1.196	168
912833KW9	211298	2000	US TREASURY STRIP	08/22/2012	91,321.00	.000	08/15/2019	100,000.00	1.305	168



Run Date: 3/5/2019 11:25:36 AM

Investments Outstanding As Of Date: 2/28/2019

## INVENTORY BY MATURITY REPORT

CUSIP	Investment #	Fund	Issuer	Purchase Date	Current Book	Current Rate	Maturity Date	Current Par	YTM	Days to Maturity
912833KW9	215293	2000	US TREASURY STRIP	08/16/2013	44,772.00	.000	08/15/2019	50,000.00	1.850	168
912833KW9	215616	2000	US TREASURY STRIP	09/26/2013	44,972.50	.000	08/15/2019	50,000.00	1.809	168
912833KW9	215880	2000	US TREASURY STRIP	11/01/2013	91,215.00	.000	08/15/2019	100,000.00	1.595	168
912833KW9	218835	2000	US TREASURY STRIP	08/28/2014	367,032.00	.000	08/15/2019	400,000.00	1.740	168
912833KW9	219027	2000	US TREASURY STRIP	09/18/2014	91,400.00	.000	08/15/2019	100,000.00	1.841	168
912833KW9	219284	2000	US TREASURY STRIP	10/17/2014	37,233.20	.000	08/15/2019	40,000.00	1.490	168
0258M0DP1	222655	1030	AMERICAN EXPRESS CREDIT C	05/22/2015	10,108,900.00	2.250	08/15/2019	10,000,000.00	1.980	168
912833KW9	224319	2000	USTREASURYSTRIP	10/08/2015	95,751.00	.000	08/15/2019	100,000.00	1.130	168
912833KW9	224480	2000	USTREASURYSTRIP	10/22/2015	95,647.00	.000	08/15/2019	100,000.00	1.170	168
912833KW9	224550	2000	USTREASURYSTRIP	10/29/2015	38,197.60	.000	08/15/2019	40,000.00	1.218	168
02665WAH4	227376	1030	AMERICAN HONDA F 2.250 8-	07/20/2016	5,145,300.00	2.250	08/15/2019	5,000,000.00	1.281	168
912833KW9	228087	2000	US TREASURY STRI ZERO-% 8	09/23/2016	48,675.50	.000	08/15/2019	50,000.00	.930	168
912833KW9	228283	2000	US TREASURY STRI ZERO-% 8	10/14/2016	242,682.50	.000	08/15/2019	250,000.00	1.050	168
912833KW9	234126	2000	S 0 08-15-19	10/26/2017	38,908.00	.000	08/15/2019	40,000.00	1.540	168
912833KW9	234150	2000	S 0 08-15-19	10/26/2017	48,635.00	.000	08/15/2019	50,000.00	1.540	168
912833KW9	234185	2000	S 0 08-15-19	10/27/2017	24,318.50	.000	08/15/2019	25,000.00	1.540	168
912833KW9	237888	2000	S 0 08-15-19	08/23/2018	117,198.00	.000	08/15/2019	120,000.00	2.430	168
912833KW9	237915	2000	S 0 08-15-19	08/23/2018	39,066.00	.000	08/15/2019	40,000.00	2.430	168
912833KW9	237928	2000	S 0 08-15-19	08/23/2018	244,130.00	.000	08/15/2019	250,000.00	2.444	168
912833KW9	238205	2000	S 0 08-15-19	09/13/2018	39,094.80	.000	08/15/2019	40,000.00	2.500	168
912833KW9	238694	2000	S 0 08-15-19	10/25/2018	391,624.00	.000	08/15/2019	400,000.00	2.639	168
LD1800050	232040	3050	MIKE BIASSELLA INSURANCE L	08/17/2017	214,416.53	1.000	08/16/2019	214,416.53	1.000	169
LD1800068	232043	3050	FOUNTAIN VALLEY ENTERPRI	08/21/2017	191,375.27	1.000	08/21/2019	191,375.27	1.000	174
3130A8ZX4	227771	1010	FHLB DEBENTURE 1.250 8-22-	08/22/2016	10,000,000.00	1.250	08/22/2019	10,000,000.00	1.250	175
3136G2ZR1	225479	1010	FNMA DEBENTURE	02/23/2016	15,000,000.00	1.200	08/23/2019	15,000,000.00	1.200	176
3135G0N90	227824	1010	FNMA DEBENTURE 1.150 8-23	08/23/2016	7,500,000.00	1.150	08/23/2019	7,500,000.00	1.150	176
3135G0N90	227993	1010	FNMA DEBENTURE 1.150 8-23	09/12/2016	9,995,000.00	1.150	08/23/2019	10,000,000.00	1.167	176
3136G2ZG5	225504	1010	FNMA DEBENTURE	02/26/2016	15,000,000.00	1.300	08/26/2019	15,000,000.00	1.300	179
EC1800191	232046	3030	SHARON BENNETT	08/28/2017	258,391.00	1.000	08/28/2019	258,391.00	1.000	181
EC1800209	232047	3030	EVAN FRANK	08/28/2017	71,030.00	1.000	08/28/2019	71,030.00	1.000	181
EC1800217	232048	3030	TIM SNIDER	08/28/2017	143,255.00	1.000	08/28/2019	143,255.00	1.000	181
EC1800225	232049	3030	MICHAEL HUGHES	08/28/2017	238,980.00	1.000	08/28/2019	238,980.00	1.000	181
EC1800233	232050	3030	NANCY PAHL	08/28/2017	124,000.00	1.000	08/28/2019	124,000.00	1.000	181



Run Date: 3/5/2019 11:25:36 AM

Investments Outstanding As Of Date: 2/28/2019

## INVENTORY BY MATURITY REPORT

CUSIP	Investment #	Fund	Issuer	Purchase Date	Current Book	Current Rate	Maturity Date	Current Par	YTM	Days to Maturity
EC1800241	232051	3030	LINDA DANNDNBRING	08/28/2017	31,600.00	1.000	08/28/2019	31,600.00	1.000	181
EC1800258	232052	3030	KATHRYN FLINN	08/28/2017	60,705.00	1.000	08/28/2019	60,705.00	1.000	181
EC1800266	232053	3030	CHRISTOPHER KEENER	08/28/2017	65,295.00	1.000	08/28/2019	65,295.00	1.000	181
EC1800274	232054	3030	ANCREW OSBORNE	08/28/2017	54,000.00	1.000	08/28/2019	54,000.00	1.000	181
EC1800282	232055	3030	DOROTHY CARMAN	08/28/2017	58,740.00	1.000	08/28/2019	58,740.00	1.000	181
EC1800290	232056	3030	RICHARD NORRIS	08/28/2017	25,000.00	1.000	08/28/2019	25,000.00	1.000	181
EC1800308	232057	3030	MELANIE HUDSON	08/28/2017	176,036.00	1.000	08/28/2019	176,036.00	1.000	181
912828TN0	220723	1020	US TREASURY NOTE	02/03/2015	24,826,171.88	1.000	08/31/2019	25,000,000.00	1.157	184
EC1800316	233605	3030	WILLIAM E RITTERSHAUSEN	09/06/2017	114,630.00	1.000	09/06/2019	114,630.00	1.000	190
RE1800029	233653	3040	SEMPLE SERVICE CENTER LLC	09/11/2017	66,913.79	.150	09/11/2019	66,913.79	.150	195
3135G0ZG1	224262	1010	FNMA DEBENTURE	09/29/2015	10,174,700.00	1.750	09/12/2019	10,000,000.00	1.295	196
9128282G4	228602	1020	US TREASURY NOTE .875 9-15	11/10/2016	9,957,812.50	.875	09/15/2019	10,000,000.00	1.026	199
3130A6GD3	224003	1010	FHLB DEBENTURE	09/25/2015	11,250,000.00	1.500	09/25/2019	11,250,000.00	1.500	209
EC1800340	233780	3030	MELISSA BARTON	09/25/2017	118,675.00	1.000	09/25/2019	118,675.00	1.000	209
EC1800332	233781	3030	WILLIAM ANDERSON	09/25/2017	63,750.00	1.000	09/25/2019	63,750.00	1.000	209
EC1800324	233782	3030	SUSAN MOODY	09/25/2017	153,970.00	1.000	09/25/2019	153,970.00	1.000	209
EC1800399	233783	3030	THOMAS REITZ	09/25/2017	185,801.00	1.000	09/25/2019	185,801.00	1.000	209
EC1800381	233784	3030	NICOLE MARTIN	09/25/2017	27,723.30	1.000	09/25/2019	27,723.30	1.000	209
EC1800373	233785	3030	DAMIAN DOTTERWEICH	09/25/2017	82,210.00	1.000	09/25/2019	82,210.00	1.000	209
EC1800365	233786	3030	JESSICA PATRICH	09/25/2017	45,300.00	1.000	09/25/2019	45,300.00	1.000	209
EC1800357	233787	3030	MICHAEL HOLDREN	09/25/2017	182,000.00	1.000	09/25/2019	182,000.00	1.000	209
31771KAA5	178656	2000	FICO STRIP	10/27/2006	2,056,682.03	.000	09/26/2019	3,991,000.00	5.200	210
3133EGVJ1	228119	1010	FFCB DEBENTURE 1.160 9-26-	09/26/2016	9,992,500.00	1.160	09/26/2019	10,000,000.00	1.186	210
EC1800423	233827	3030	STEVEN WILSON	09/27/2017	308,854.00	1.000	09/27/2019	308,854.00	1.000	211
EC1800415	233828	3030	ANDREW REGRUT	09/27/2017	201,693.55	1.000	09/27/2019	201,693.55	1.000	211
EC1800407	233829	3030	ROMANS SKUJINS	09/27/2017	140,000.00	1.000	09/27/2019	140,000.00	1.000	211
EC1800456	233830	3030	TERRANCE SZABO	09/27/2017	315,000.00	1.000	09/27/2019	315,000.00	1.000	211
EC1800449	233831	3030	RANDALL HANNA	09/27/2017	79,785.00	1.000	09/27/2019	79,785.00	1.000	211
EC1800431	233832	3030	MICHAEL WEAVER	09/27/2017	126,550.00	1.000	09/27/2019	126,550.00	1.000	211
EC1800472	233833	3030	LAWRENCE BUCCILLI	09/27/2017	107,720.00	1.000	09/27/2019	107,720.00	1.000	211
EC1800464	233834	3030	ERIC BYROM	09/27/2017	36,300.00	1.000	09/27/2019	36,300.00	1.000	211
912828F39	219263	1020	US TREASURY NOTE	10/15/2014	25,359,375.00	1.750	09/30/2019	25,000,000.00	1.448	214
912828TR1	225716	1020	US TREASURY NOTE	03/15/2016	9,915,625.00	1.000	09/30/2019	10,000,000.00	1.244	214



Run Date: 3/5/2019 11:25:36 AM

Investments Outstanding As Of Date: 2/28/2019

## INVENTORY BY MATURITY REPORT

CUSIP	Investment #	Fund	Issuer	Purchase Date	Current Book	Current Rate	Maturity Date	Current Par	YTM	Days to Maturity
3136G4CZ4	228181	1010	FNMA DEBENTURE 1.150 9-30	09/30/2016	10,000,000.00	1.150	09/30/2019	10,000,000.00	1.150	214
3130A6HC4	224228	1010	FHLB DEBENTURE	10/02/2015	10,000,000.00	1.450	10/02/2019	10,000,000.00	1.450	216
713448DJ4	233315	1030	PEP 1.35 10-04-19	08/11/2017	1,991,200.00	1.350	10/04/2019	2,000,000.00	1.559	218
3133EGJY2	227255	1010	FFCB DEBENTURE 1.140 10-07	07/08/2016	14,991,450.00	1.140	10/07/2019	15,000,000.00	1.158	221
313586RC5	3448	2000	FNMA STRIP	08/12/1996	290,220.00	.000	10/09/2019	1,500,000.00	7.220	223
313586RC5	104952	2000	FNMA STRIP	04/30/1999	713,225.00	.000	10/09/2019	2,500,000.00	6.231	223
3134G3P53	225530	1010	FHLMC MEDIUM TERM NOTE	02/22/2016	10,809,750.00	2.000	10/09/2019	10,500,000.00	1.168	223
912828T59	228562	1020	US TREASURY NOTE 1.000 10-	11/09/2016	10,004,687.50	1.000	10/15/2019	10,000,000.00	.984	229
EC1800555	234030	3030	MICHAEL BEZOLD	10/16/2017	93,740.00	1.000	10/16/2019	93,740.00	1.000	230
EC1800548	234031	3030	HELEN O CONNOR	10/16/2017	59,950.00	1.000	10/16/2019	59,950.00	1.000	230
EC1800522	234032	3030	JOHN WOODIN	10/16/2017	81,750.00	1.000	10/16/2019	81,750.00	1.000	230
EC1800530	234033	3030	NATHAN ZWILLING	10/16/2017	196,000.00	1.000	10/16/2019	196,000.00	1.000	230
EC1800514	234034	3030	DANIEL COTTRELL	10/16/2017	229,425.00	1.000	10/16/2019	229,425.00	1.000	230
EC1800506	234035	3030	BARRY MCDONALD	10/16/2017	331,800.00	1.000	10/16/2019	331,800.00	1.000	230
EC1800498	234036	3030	DUANE-LORETTA DALLMAN	10/16/2017	175,007.00	1.000	10/16/2019	175,007.00	1.000	230
EC1800480	234037	3030	BRIAN LIPOWSKI	10/16/2017	350,000.00	1.000	10/16/2019	350,000.00	1.000	230
EC1800563	234056	3030	CAROL MERCER	10/17/2017	100,000.00	1.000	10/16/2019	100,000.00	1.000	230
EC1800571	234057	3030	LINDA PHILLIPS	10/17/2017	63,475.00	1.000	10/16/2019	63,475.00	1.000	230
89236TDH5	228506	1030	TOYOTA MOTOR CRE 1.550 10	11/04/2016	9,630,197.20	1.550	10/18/2019	9,620,000.00	1.513	232
LD1800076	234075	3050	FRAZIE WEALTH MANAGEMEN	10/18/2017	224,000.00	1.000	10/18/2019	224,000.00	1.000	232
EC1800589	234090	3030	ALLEN AND LISA PEEPLES	10/19/2017	260,879.36	1.000	10/18/2019	260,879.36	1.000	232
EC1800597	234091	3030	JAMES R. MILLS	10/19/2017	274,735.51	1.000	10/18/2019	274,735.51	1.000	232
89236TDH5	235826	1030	TOYOTA 1.55 10-18-19 MTN	04/09/2018	2,952,180.00	1.550	10/18/2019	3,000,000.00	2.623	232
48127HAA7	222866	1030	JP MORGAN CHASE & CO	06/08/2015	4,963,350.00	2.200	10/22/2019	5,000,000.00	2.377	236
48127HAA7	235626	1030	JPM 2.2 10-22-19	03/15/2018	3,969,880.00	2.200	10/22/2019	4,000,000.00	2.682	236
LD1800084	234181	3050	CARDEN DOOR COMPANY	10/24/2017	197,368.08	1.000	10/24/2019	197,368.08	1.000	238
3130A7QP3	226037	1010	FHLB DEBENTURE 1.350 10-25	04/25/2016	4,997,850.00	1.350	10/25/2019	5,000,000.00	1.363	239
EC1800605	234221	3030	SHERRI RAMEY	10/25/2017	14,756.55	1.000	10/25/2019	14,756.55	1.000	239
EC1800613	234222	3030	JASON SMITH	10/25/2017	68,400.00	1.000	10/25/2019	68,400.00	1.000	239
3134G8YF0	226073	1010	FHLMC MEDIUM TER 1.200 10	04/28/2016	10,694,650.00	1.200	10/28/2019	10,700,000.00	1.215	242
3135G0J95	226557	1010	FNMA DEBENTURE 1.350 10-2	04/28/2016	4,989,500.00	1.350	10/28/2019	5,000,000.00	1.412	242
LD1800092	234247	3050	EASTLAND CRANE SERVICE IN	10/30/2017	85,390.83	1.000	10/30/2019	85,390.83	1.000	244
912828TV2	222616	1020	US TREASURY NOTE	05/19/2015	14,896,875.00	1.250	10/31/2019	15,000,000.00	1.410	245



Run Date: 3/5/2019 11:25:36 AM

Investments Outstanding As Of Date: 2/28/2019

## INVENTORY BY MATURITY REPORT

CUSIP	Investment #	Fund	Issuer	Purchase Date	Current Book	Current Rate	Maturity Date	Current Par	YTM	Days to Maturity
88059EHC1	178665	2000	TVA STRIP	10/30/2006	184,487.23	.000	11/01/2019	367,000.00	5.359	246
LD1800100	234263	3050	A-DISPLAY SERVICE CORP	11/01/2017	37,218.14	1.000	11/01/2019	37,218.14	1.000	246
LD1800118	234291	3050	OHIO TILE AND MARBLE CO	11/06/2017	142,920.07	1.000	11/06/2019	142,920.07	1.000	251
LD1800126	234329	3050	FLEMING WISE SCHERER ORT	11/09/2017	190,909.33	1.000	11/08/2019	190,909.33	1.000	253
EC1800621	234346	3030	PATRICK OBRIEN	11/13/2017	100,000.00	1.000	11/13/2019	100,000.00	1.000	258
EC1800639	234347	3030	CHARLES KINSMAN	11/13/2017	184,425.00	1.000	11/13/2019	184,425.00	1.000	258
EC1800647	234348	3030	JEFFREY FRENCH	11/13/2017	28,388.00	1.000	11/13/2019	28,388.00	1.000	258
EC1800654	234349	3030	WITMER SYMMONDS	11/13/2017	162,400.00	1.000	11/13/2019	162,400.00	1.000	258
EC1800662	234350	3030	DANNY CARNAHAN	11/13/2017	177,941.40	1.000	11/13/2019	177,941.40	1.000	258
EC1800670	234351	3030	DOUGLAS WEARLY	11/13/2017	98,400.00	1.000	11/13/2019	98,400.00	1.000	258
EC1800688	234352	3030	NATHAN ATTERHOLT	11/13/2017	193,760.00	1.000	11/13/2019	193,760.00	1.000	258
31358C7S9	178663	2000	FNMA STRIP	10/30/2006	330,760.08	.000	11/15/2019	651,000.00	5.259	260
912833KX7	179293	2000	US TREASURY STRIP	12/18/2006	136,157.50	.000	11/15/2019	250,000.00	4.763	260
912833KX7	183729	2000	US TREASURY STRIP	12/05/2007	29,705.00	.000	11/15/2019	50,000.00	4.407	260
912833KX7	183936	2000	US TREASURY STRIP	12/19/2007	57,381.00	.000	11/15/2019	100,000.00	4.720	260
912833KX7	184226	2000	US TREASURY STRIP	01/10/2008	90,180.00	.000	11/15/2019	150,000.00	4.342	260
912833KX7	189213	2000	US TREASURY STRIP	11/21/2008	61,536.00	.000	11/15/2019	100,000.00	4.470	260
912833KX7	189259	2000	US TREASURY STRIP	11/21/2008	3,250.00	.000	11/15/2019	5,000.00	3.961	260
912833KX7	189958	2000	US TREASURY STRIP	01/12/2009	173,470.00	.000	11/15/2019	250,000.00	3.400	260
912833KX7	190246	2000	US TREASURY STRIP	02/04/2009	66,689.00	.000	11/15/2019	100,000.00	3.795	260
912833KX7	194192	2000	US TREASURY STRIP	11/24/2009	69,172.00	.000	11/15/2019	100,000.00	3.729	260
912833KX7	194725	2000	US TREASURY STRIP	01/28/2010	34,246.00	.000	11/15/2019	50,000.00	3.901	260
912833KX7	201928	2000	US TREASURY STRIP	11/17/2010	39,563.00	.000	11/15/2019	50,000.00	2.620	260
912833KX7	202146	2000	US TREASURY STRIP	11/24/2010	38,902.00	.000	11/15/2019	50,000.00	2.816	260
912833KX7	203386	2000	US TREASURY STRIP	01/31/2011	74,675.00	.000	11/15/2019	100,000.00	3.351	260
912833KX7	212187	2000	US TREASURY STRIP	11/30/2012	138,811.50	.000	11/15/2019	150,000.00	1.117	260
912833KX7	212318	2000	US TREASURY STRIP	12/13/2012	325,209.50	.000	11/15/2019	350,000.00	1.064	260
912833KX7	212647	2000	US TREASURY STRIP	01/17/2013	45,951.00	.000	11/15/2019	50,000.00	1.241	260
912833KX7	216067	2000	US TREASURY STRIP	11/21/2013	45,090.00	.000	11/15/2019	50,000.00	1.735	260
912833KX7	216412	2000	US TREASURY STRIP	01/09/2014	88,752.00	.000	11/15/2019	100,000.00	2.051	260
912833KX7	219689	2000	US TREASURY STRIP	11/20/2014	229,625.00	.000	11/15/2019	250,000.00	1.712	260
912833KX7	220242	2000	US TREASURY STRIP	01/09/2015	46,617.50	.000	11/15/2019	50,000.00	1.450	260
912833KX7	220344	2000	US TREASURY STRIP	01/20/2015	93,671.00	.000	11/15/2019	100,000.00	1.362	260



Run Date: 3/5/2019 11:25:36 AM

Investments Outstanding As Of Date: 2/28/2019

## INVENTORY BY MATURITY REPORT

CUSIP	Investment #	Fund	Issuer	Purchase Date	Current Book	Current Rate	Maturity Date	Current Par	YTM	Days to Maturity
912833KX7	220430	2000	US TREASURY STRIP	01/26/2015	94,103.00	.000	11/15/2019	100,000.00	1.270	260
912833KX7	220451	2000	US TREASURY STRIP	01/26/2015	46,983.00	.000	11/15/2019	50,000.00	1.301	260
912833KX7	220470	2000	US TREASURY STRIP	01/26/2015	37,612.40	.000	11/15/2019	40,000.00	1.286	260
912833KX7	220499	2000	US TREASURY STRIP	01/27/2015	234,592.50	.000	11/15/2019	250,000.00	1.330	260
912833KX7	220603	2000	US TREASURY STRIP	01/29/2015	233,925.00	.000	11/15/2019	250,000.00	1.391	260
166764AN0	223851	1030	CHEVRON CORP	08/28/2015	8,408,595.63	2.193	11/15/2019	8,319,000.00	1.925	260
912833KX7	225018	2000	USTREASURYSTRIP	12/24/2015	235,415.00	.000	11/15/2019	250,000.00	1.550	260
912833KX7	225339	2000	USTREASURYSTRIP	02/04/2016	95,443.00	.000	11/15/2019	100,000.00	1.239	260
912833KX7	228568	2000	US TREASURY STRI ZERO-% 1	11/14/2016	17,442.72	.000	11/15/2019	18,000.00	1.050	260
912833KX7	229099	2000	S O 11-15-19	01/12/2017	19,185.20	.000	11/15/2019	20,000.00	1.470	260
912833KX7	229100	2000	S O 11-15-19	01/12/2017	19,185.20	.000	11/15/2019	20,000.00	1.470	260
912833KX7	229268	2000	S O 11-15-19	01/26/2017	240,152.50	.000	11/15/2019	250,000.00	1.440	260
912833KX7	229394	2000	S O 11-15-19	02/02/2017	38,413.60	.000	11/15/2019	40,000.00	1.460	260
912833KX7	234354	2000	S O 11-15-19	11/16/2017	96,791.00	.000	11/15/2019	100,000.00	1.640	260
LD1800134	234397	3050	MCFEELY LAWN CARE LLC	11/16/2017	18,753.40	1.000	11/15/2019	18,753.40	1.000	260
EC1800753	234398	3030	MARY HUTTEN	11/16/2017	104,362.95	1.000	11/15/2019	104,362.95	1.000	260
EC1800746	234399	3030	STEVEN ANDERSON	11/16/2017	202,125.00	1.000	11/15/2019	202,125.00	1.000	260
EC1800738	234400	3030	SHRIJAY DALAL	11/16/2017	105,125.00	1.000	11/15/2019	105,125.00	1.000	260
EC1800720	234401	3030	BRIAN FRANK	11/16/2017	141,420.00	1.000	11/15/2019	141,420.00	1.000	260
EC1800704	234402	3030	RONALD DOZIER	11/16/2017	120,095.00	1.000	11/15/2019	120,095.00	1.000	260
EC1800712	234403	3030	LINDA JULA	11/16/2017	140,065.00	1.000	11/15/2019	140,065.00	1.000	260
EC1800696	234404	3030	WHITNEY BEATTY	11/16/2017	88,750.00	1.000	11/15/2019	88,750.00	1.000	260
912833KX7	234927	2000	S O 11-15-19	01/25/2018	38,589.60	.000	11/15/2019	40,000.00	2.000	260
912833KX7	235052	2000	S O 11-15-19	02/02/2018	38,586.00	.000	11/15/2019	40,000.00	2.030	260
EC1800761	234419	3030	TODD CUNNINGHAM	11/20/2017	238,700.00	1.000	11/20/2019	238,700.00	1.000	265
EC1800779	234420	3030	TRACY REDDING	11/20/2017	188,356.00	1.000	11/20/2019	188,356.00	1.000	265
EC1800787	234421	3030	JONATHAN DARA SHADE	11/20/2017	69,500.00	1.000	11/20/2019	69,500.00	1.000	265
EC1800795	234422	3030	MICHEAL SPARKS	11/20/2017	31,175.00	1.000	11/20/2019	31,175.00	1.000	265
EC1800803	234423	3030	RYAN WILHELM	11/20/2017	85,198.20	1.000	11/20/2019	85,198.20	1.000	265
LD1800159	234444	3050	SMITTYS CUSTOM AUTOMOTI	11/22/2017	290,000.00	1.000	11/22/2019	290,000.00	1.000	267
3136G2YA9	225431	1010	FNMA DEBENTURE	02/26/2016	10,000,000.00	1.400	11/26/2019	10,000,000.00	1.400	271
LD1800167	234464	3050	MITCHELL INVST INC DBA PAI	11/27/2017	354,913.75	1.000	11/27/2019	354,913.75	1.000	272
313400BV4	104953	2000	FHLMC STRIP	04/30/1999	762,469.40	.000	11/29/2019	2,695,000.00	6.230	274



Run Date: 3/5/2019 11:25:36 AM

Investments Outstanding As Of Date: 2/28/2019

## INVENTORY BY MATURITY REPORT

CUSIP	Investment #	Fund	Issuer	Purchase Date	Current Book	Current Rate	Maturity Date	Current Par	YTM	Days to Maturity
313400BV4	178664	2000	FHLMC STRIP	10/30/2006	863,605.44	.000	11/29/2019	1,707,000.00	5.277	274
912828UB4	228234	1020	US TREASURY NOTE 1.000 11-	10/06/2016	15,006,445.31	1.000	11/30/2019	15,000,000.00	.986	275
3134A1HU7	93767	2000	FHLMC STRIP	01/13/1999	1,438,965.00	.000	12/02/2019	5,100,000.00	6.151	277
3134A1HU7	108426	2000	FHLMC STRIP	06/21/1999	258,860.00	.000	12/02/2019	1,000,000.00	6.720	277
3133EFRM1	224831	1010	FFCB DEBENTURE	12/02/2015	10,000,000.00	1.640	12/02/2019	10,000,000.00	1.640	277
478160BM5	223037	1030	JOHNSON & JOHNSON	06/22/2015	11,647,437.00	1.875	12/05/2019	11,650,000.00	1.880	280
LD1800175	234507	3050	MEGA PLASTICS CO	12/05/2017	147,860.92	1.000	12/05/2019	147,860.92	1.000	280
LD1800183	234521	3050	TOMATKI INC DBA IGA	12/06/2017	400,000.00	1.000	12/06/2019	400,000.00	1.000	281
36962G6P4	230173	1030	GE 2.1 12-11-19	04/03/2017	3,019,590.00	2.100	12/11/2019	3,000,000.00	1.850	286
EC1800886	234556	3030	NATHAN HAUKE	12/12/2017	77,607.35	1.000	12/12/2019	77,607.35	1.000	287
EC1800878	234557	3030	DOUGLAS MINK	12/12/2017	175,315.00	1.000	12/12/2019	175,315.00	1.000	287
EC1800860	234558	3030	KEVIN RAMIREZ	12/12/2017	85,500.00	1.000	12/12/2019	85,500.00	1.000	287
EC1800852	234559	3030	MARK FOSTER	12/12/2017	287,000.00	1.000	12/12/2019	287,000.00	1.000	287
EC1800845	234560	3030	TRAVIS FLING	12/12/2017	350,000.00	1.000	12/12/2019	350,000.00	1.000	287
EC1800837	234561	3030	DANIEL CHERAMIE	12/12/2017	120,000.00	1.000	12/12/2019	120,000.00	1.000	287
EC1800829	234562	3030	LESLIE BEYER HERMSEN	12/12/2017	341,005.00	1.000	12/12/2019	341,005.00	1.000	287
EC1800811	234563	3030	WILLIAM NEIDER	12/12/2017	105,000.00	1.000	12/12/2019	105,000.00	1.000	287
LD1800191	234568	3050	RAMCO ELECTRIC MOTORS	12/13/2017	400,000.00	1.000	12/13/2019	400,000.00	1.000	288
EC1800969	234576	3030	HOWARD ALLEN	12/14/2017	75,000.00	1.000	12/13/2019	75,000.00	1.000	288
EC1800944	234577	3030	EDWARD MOSER	12/14/2017	267,197.00	1.000	12/13/2019	267,197.00	1.000	288
EC1800951	234578	3030	LISA MIDDAUGH TRAUD	12/14/2017	104,610.00	1.000	12/13/2019	104,610.00	1.000	288
EC1800936	234579	3030	MERYDETH TIPTON	12/14/2017	105,585.00	1.000	12/13/2019	105,585.00	1.000	288
EC1800910	234580	3030	CRAIG STRAUB	12/14/2017	50,000.00	1.000	12/13/2019	50,000.00	1.000	288
EC1800902	234581	3030	RONALD GARLAND	12/14/2017	350,000.00	1.000	12/13/2019	350,000.00	1.000	288
EC1800894	234582	3030	GARY DECKARD	12/14/2017	93,210.00	1.000	12/13/2019	93,210.00	1.000	288
EC1800928	234583	3030	JOHN AND NORTON ROBERTS	12/14/2017	196,511.00	1.000	12/13/2019	196,511.00	1.000	288
912828U73	228946	1020	T 1 3-8 12-15-19	12/22/2016	9,951,562.50	1.375	12/15/2019	10,000,000.00	1.542	290
LD1800209	234602	3050	ALLEN MILLER BUILDER	12/18/2017	197,651.81	1.000	12/18/2019	197,651.81	1.000	293
3133EEM49	222730	1010	FFCB DEBENTURE	05/27/2015	10,024,600.00	1.600	12/20/2019	10,000,000.00	1.544	295
LD1800217	234666	3050	A J MECHANICAL SERVICES IN	12/26/2017	72,816.32	1.250	12/26/2019	72,816.32	1.250	301
3136G3WU5	227157	1010	FNMA DEBENTURE 1.150 12-3	06/30/2016	6,750,000.00	1.150	12/30/2019	6,750,000.00	1.150	305
3136G4BE2	228054	1010	FNMA DEBENTURE 1.300 12-3	09/30/2016	15,000,000.00	1.300	12/30/2019	15,000,000.00	1.300	305
912828G95	220370	1020	US TREASURY NOTE	01/15/2015	40,656,250.00	1.625	12/31/2019	40,000,000.00	1.282	306





Run Date: 3/5/2019 11:25:36 AM

Investments Outstanding As Of Date: 2/28/2019

## INVENTORY BY MATURITY REPORT

CUSIP	Investment #	Fund	Issuer	Purchase Date	Current Book	Current Rate	Maturity Date	Current Par	YTM	Days to Maturity
912828UF5	226533	1020	US TREASURY NOTE 1.125 12-	04/25/2016	9,990,625.00	1.125	12/31/2019	10,000,000.00	1.151	306
LD1800225	234725	3050	ENERGY POWER SERVICES	01/03/2018	400,000.00	1.250	01/03/2020	400,000.00	1.250	309
LD1800233	234778	3050	SHULTZ TRANSPORT INC	01/08/2018	144,000.00	1.250	01/08/2020	144,000.00	1.250	314
3136G3JJ5	225982	1010	FNMA DEBENTURE	04/14/2016	15,000,000.00	1.360	01/14/2020	15,000,000.00	1.360	320
31359YCF2	147427	2000	FNMA STRIP	03/07/2001	351,302.40	.000	01/15/2020	1,140,000.00	6.340	321
76116EFV7	165708	2000	REF CORP STRIP	04/26/2004	129,620.04	.000	01/15/2020	316,000.00	5.750	321
31359YCF2	173955	2000	FNMA STRIP	12/13/2005	151,508.14	.000	01/15/2020	314,000.00	5.240	321
88059EMW1	178655	2000	TVA STRIP	10/27/2006	3,047,060.40	.000	01/15/2020	6,099,000.00	5.320	321
76116EFV7	179699	2000	REF CORP STRIP	01/31/2007	76,833.00	.000	01/15/2020	150,000.00	5.231	321
912828V31	229213	1020	T 1 3-8 01-15-20	01/20/2017	19,914,062.50	1.375	01/15/2020	20,000,000.00	1.523	321
LD1800241	234828	3050	BOBCAT OF LIMA INC	01/16/2018	400,000.00	1.250	01/16/2020	400,000.00	1.250	322
3135G0A78	225329	1010	FNMA DEBENTURE	02/02/2016	20,261,600.00	1.625	01/21/2020	20,000,000.00	1.286	327
EC1801074	234914	3030	KENNETH HESS	01/22/2018	93,970.00	1.250	01/22/2020	93,970.00	1.250	328
EC1801066	234915	3030	VALERIE AND MICHAEL BEERB	01/22/2018	200,000.00	1.250	01/22/2020	200,000.00	1.250	328
EC1801041	234916	3030	STEVEN & CYNTHIA FRASER	01/22/2018	75,000.00	1.250	01/22/2020	75,000.00	1.250	328
EC1801058	234917	3030	MICHAEL DABELT	01/22/2018	167,500.00	1.250	01/22/2020	167,500.00	1.250	328
EC1801033	234918	3030	TERRY LUANN BROWN	01/22/2018	71,750.00	1.250	01/22/2020	71,750.00	1.250	328
EC1801017	234919	3030	ALAN ACKROYD	01/22/2018	210,000.00	1.250	01/22/2020	210,000.00	1.250	328
EC1801025	234920	3030	MICHAEL WADKOWSKI	01/22/2018	70,000.00	1.250	01/22/2020	70,000.00	1.250	328
EC1801009	234921	3030	PHILIP LEPPLA	01/22/2018	113,055.00	1.250	01/22/2020	113,055.00	1.250	328
EC1800993	234922	3030	MEENAL SHARKEY	01/22/2018	252,000.00	1.250	01/22/2020	252,000.00	1.250	328
EC1800985	234923	3030	ROBIN THORNBURG	01/22/2018	96,875.00	1.250	01/22/2020	96,875.00	1.250	328
EC1800977	234924	3030	ANDREW DEMAINE	01/22/2018	108,750.00	1.250	01/22/2020	108,750.00	1.250	328
LD1800258	235033	3050	CLARKS GROCERY INC	01/26/2018	171,809.92	1.250	01/24/2020	171,809.92	1.250	330
LD1800266	235034	3050	ADVANCED BUILDING RESTOR	01/26/2018	32,400.00	1.250	01/24/2020	32,400.00	1.250	330
3136G2D20	220533	1010	FNMA DEBENTURE	01/30/2015	24,950,000.00	1.600	01/30/2020	25,000,000.00	1.642	336
912828H52	220722	1020	US TREASURY NOTE	02/03/2015	10,021,875.00	1.250	01/31/2020	10,000,000.00	1.205	337
912828H52	220739	1020	US TREASURY NOTE	02/04/2015	10,001,562.50	1.250	01/31/2020	10,000,000.00	1.247	337
RE1800037	235097	3040	ALPHA GROCERY COMPANY LL	02/01/2018	323,143.06	1.250	01/31/2020	323,143.06	1.250	337
LD1800274	235114	3050	H&H MACHINE SHOP OF RAVE	02/02/2018	283,360.00	1.250	01/31/2020	283,360.00	1.250	337
46513XL24	234994	1010	ISRAEL BOND 2-1-2020	02/01/2018	12,800,000.00	2.570	02/01/2020	12,800,000.00	2.570	338
46513X5R7	234995	1010	ISRAEL FLOATER 2-1-2020	02/01/2018	10,000,000.00	2.800	02/01/2020	10,000,000.00	2.800	338
EC1801082	235125	3030	RYAN LEEPER	02/05/2018	104,340.00	1.250	02/05/2020	104,340.00	1.250	342



Run Date: 3/5/2019 11:25:36 AM

Investments Outstanding As Of Date: 2/28/2019

INVENTORY BY MATURITY REPORT

CUSIP	Investment #	Fund	Issuer	Purchase Date	Current Book	Current Rate	Maturity Date	Current Par	YTM	Days to Maturity
LD1800282	235174	3050	TRIBUTE CONTRACTING &CO	02/09/2018	61,776.00	1.250	02/07/2020	61,776.00	1.250	344
693476BJ1	227793	1030	PNC BANK NA 5.125 2-08-2	08/22/2016	5,586,950.00	5.125	02/08/2020	5,000,000.00	1.623	345
58933YAS4	223546	1030	MERCK & CO INC	07/31/2015	6,969,690.00	1.850	02/10/2020	7,000,000.00	1.950	347
594918AY0	223430	1030	MICROSOFT CORP	07/24/2015	3,779,844.26	1.850	02/12/2020	3,782,000.00	1.863	349
594918AY0	227428	1030	MICROSOFT CORP 1.850 2-12-	07/25/2016	5,634,648.80	1.850	02/12/2020	5,522,000.00	1.260	349
594918AY0	227429	1030	MICROSOFT CORP 1.850 2-12-	07/25/2016	5,103,100.00	1.850	02/12/2020	5,000,000.00	1.254	349
EC1801140	235187	3030	JON VINCENT	02/12/2018	150,000.00	1.250	02/12/2020	150,000.00	1.250	349
EC1801132	235188	3030	ARLENE BAILEY-ENFIO	02/12/2018	35,375.00	1.250	02/12/2020	35,375.00	1.250	349
EC1801124	235189	3030	JOHN MEEK	02/12/2018	196,280.00	1.250	02/12/2020	196,280.00	1.250	349
EC1801116	235190	3030	BARBARA SLAVINSKI	02/12/2018	175,847.00	1.250	02/12/2020	175,847.00	1.250	349
EC1801108	235191	3030	WHITNEY BRANDHORST	02/12/2018	105,000.00	1.250	02/12/2020	105,000.00	1.250	349
EC1801090	235192	3030	NICOLE CEPIN	02/12/2018	106,800.00	1.250	02/12/2020	106,800.00	1.250	349
LD1800290	235276	3050	TAWA TREE MULCH DIVISION	02/16/2018	250,000.00	1.250	02/14/2020	250,000.00	1.250	351
LD1800308	235277	3050	TAWA TRUCKING LLC	02/16/2018	150,000.00	1.250	02/14/2020	150,000.00	1.250	351
912833KY5	180367	2000	US TREASURY STRIP	04/03/2007	26,782.00	.000	02/15/2020	50,000.00	4.910	352
912833KY5	180519	2000	US TREASURY STRIP	04/12/2007	52,828.00	.000	02/15/2020	100,000.00	5.030	352
912833KY5	180735	2000	US TREASURY STRIP	04/30/2007	53,960.00	.000	02/15/2020	100,000.00	4.880	352
912833KY5	184837	2000	US TREASURY STRIP	02/28/2008	5,871.79	.000	02/15/2020	10,000.00	4.500	352
912833KY5	185227	2000	US TREASURY STRIP	03/27/2008	6,090.00	.000	02/15/2020	10,000.00	4.216	352
912833KY5	185270	2000	US TREASURY STRIP	03/28/2008	30,227.00	.000	02/15/2020	50,000.00	4.280	352
912833KY5	185596	2000	US TREASURY STRIP	04/16/2008	30,753.50	.000	02/15/2020	50,000.00	4.150	352
912833KY5	185615	2000	US TREASURY STRIP	04/16/2008	6,132.00	.000	02/15/2020	10,000.00	4.176	352
912833KY5	185882	2000	US TREASURY STRIP	04/28/2008	14,838.75	.000	02/15/2020	25,000.00	4.470	352
912833KY5	190596	2000	US TREASURY STRIP	02/27/2009	33,416.00	.000	02/15/2020	50,000.00	3.709	352
912833KY5	190827	2000	US TREASURY STRIP	03/20/2009	33,250.00	.000	02/15/2020	50,000.00	3.775	352
912833KY5	190953	2000	US TREASURY STRIP	03/30/2009	68,408.00	.000	02/15/2020	100,000.00	3.520	352
912833KY5	191119	2000	US TREASURY STRIP	04/13/2009	3,500.00	.000	02/15/2020	5,000.00	3.317	352
912833KY5	191206	2000	US TREASURY STRIP	04/16/2009	33,907.50	.000	02/15/2020	50,000.00	3.617	352
912833KY5	191857	2000	US TREASURY STRIP	04/24/2009	34,140.00	.000	02/15/2020	50,000.00	3.560	352
912833KY5	194854	2000	US TREASURY STRIP	02/08/2010	66,917.00	.000	02/15/2020	100,000.00	4.050	352
912833KY5	195180	2000	US TREASURY STRIP	03/03/2010	33,727.00	.000	02/15/2020	50,000.00	3.994	352
912833KY5	195387	2000	US TREASURY STRIP	03/12/2010	67,152.00	.000	02/15/2020	100,000.00	4.050	352
912833KY5	195856	2000	US TREASURY STRIP	04/08/2010	33,037.00	.000	02/15/2020	50,000.00	4.249	352



Run Date: 3/5/2019 11:25:36 AM

Investments Outstanding As Of Date: 2/28/2019

INVENTORY BY MATURITY REPORT

CUSIP	Investment #	Fund	Issuer	Purchase Date	Current Book	Current Rate	Maturity Date	Current Par	YTM	Days to Maturity
912833KY5	196881	2000	US TREASURY STRIP	04/30/2010	33,954.50	.000	02/15/2020	50,000.00	3.990	352
912833KY5	203855	2000	US TREASURY STRIP	02/28/2011	36,599.00	.000	02/15/2020	50,000.00	3.511	352
912833KY5	204502	2000	US TREASURY STRIP	04/12/2011	73,094.00	.000	02/15/2020	100,000.00	3.575	352
912833KY5	205415	2000	US TREASURY STRIP	05/05/2011	75,074.00	.000	02/15/2020	100,000.00	3.291	352
912833KY5	208698	2000	US TREASURY STRIP	02/16/2012	43,860.00	.000	02/15/2020	50,000.00	1.645	352
912833KY5	208869	2000	US TREASURY STRIP	03/05/2012	87,726.00	.000	02/15/2020	100,000.00	1.654	352
912833KY5	209008	2000	US TREASURY STRIP	03/19/2012	42,684.50	.000	02/15/2020	50,000.00	2.010	352
912833KY5	209133	2000	US TREASURY STRIP	04/05/2012	43,143.00	.000	02/15/2020	50,000.00	1.885	352
912833KY5	209925	2000	US TREASURY STRIP	04/30/2012	43,881.00	.000	02/15/2020	50,000.00	1.682	352
912833KY5	213282	2000	US TREASURY STRIP	03/25/2013	45,726.50	.000	02/15/2020	50,000.00	1.300	352
912833KY5	213357	2000	US TREASURY STRIP	03/28/2013	91,619.00	.000	02/15/2020	100,000.00	1.275	352
912833KY5	213434	2000	US TREASURY STRIP	04/04/2013	46,100.00	.000	02/15/2020	50,000.00	1.186	352
912833KY5	213501	2000	US TREASURY STRIP	04/12/2013	92,646.00	.000	02/15/2020	100,000.00	1.119	352
912833KY5	214252	2000	US TREASURY STRIP	05/02/2013	92,948.00	.000	02/15/2020	100,000.00	1.080	352
912833KY5	216907	2000	US TREASURY STRIP	03/21/2014	223,320.00	.000	02/15/2020	250,000.00	1.920	352
912833KY5	220872	2000	US TREASURY STRIP	02/13/2015	37,034.40	.000	02/15/2020	40,000.00	1.545	352
912833KY5	222345	2000	US TREASURY STRIP	04/30/2015	37,474.00	.000	02/15/2020	40,000.00	1.365	352
912833KY5	225725	2000	USTREASURYSTRIP	03/17/2016	37,922.80	.000	02/15/2020	40,000.00	1.367	352
912833KY5	225754	2000	USTREASURYSTRIP	03/17/2016	17,293.33	.000	02/15/2020	18,250.00	1.380	352
912833KY5	229648	2000	S 0 02-15-20	02/24/2017	49,694.84	.000	02/15/2020	52,000.00	1.530	352
912833KY5	230014	2000	S 0 02-15-20	03/24/2017	382,268.00	.000	02/15/2020	400,000.00	1.571	352
912833KY5	230128	2000	S 0 02-15-20	03/30/2017	239,382.50	.000	02/15/2020	250,000.00	1.512	352
912833KY5	230232	2000	S 0 02-15-20	04/06/2017	47,988.50	.000	02/15/2020	50,000.00	1.440	352
912833KY5	230350	2000	S 0 02-15-20	04/17/2017	38,429.20	.000	02/15/2020	40,000.00	1.420	352
912833KY5	230985	2000	S 0 02-15-20	04/28/2017	240,217.50	.000	02/15/2020	250,000.00	1.430	352
912833KY5	235194	2000	S 0 02-15-20	02/15/2018	38,378.40	.000	02/15/2020	40,000.00	2.080	352
912833KY5	235363	2000	S 0 02-15-20	03/01/2018	38,327.20	.000	02/15/2020	40,000.00	2.190	352
912833KY5	235389	2000	S 0 02-15-20	03/01/2018	38,315.20	.000	02/15/2020	40,000.00	2.206	352
912833KY5	235448	2000	S 0 02-15-20	03/05/2018	191,460.00	.000	02/15/2020	200,000.00	2.250	352
912833KY5	235521	2000	S 0 02-15-20	03/08/2018	38,338.40	.000	02/15/2020	40,000.00	2.197	352
912833KY5	236303	2000	S 0 02-15-20	04/26/2018	38,285.20	.000	02/15/2020	40,000.00	2.440	352
3133EFZT7	225430	1010	FFCB DEBENTURE	02/24/2016	10,000,000.00	1.400	02/24/2020	10,000,000.00	1.400	361
912828UQ1	228667	1020	US TREASURY NOTE 1.250 2-2	11/18/2016	14,945,507.81	1.250	02/29/2020	15,000,000.00	1.363	366



Run Date: 3/5/2019 11:25:36 AM

Investments Outstanding As Of Date: 2/28/2019

## INVENTORY BY MATURITY REPORT

CUSIP	Investment #	Fund	Issuer	Purchase Date	Current Book	Current Rate	Maturity Date	Current Par	YTM	Days to Maturity
166764AR1	223683	1030	CHEVRON CORP	08/13/2015	4,950,000.00	1.961	03/03/2020	5,000,000.00	2.193	369
LD1800324	235517	3050	CONCRETE CORING CO INC.	03/05/2018	39,108.38	1.250	03/05/2020	39,108.38	1.250	371
LD1800332	235518	3050	INDOOR ENVIRONMENTAL SP	03/05/2018	41,569.77	1.250	03/05/2020	41,569.77	1.250	371
LD1800316	235519	3050	MABAM ENTERPRISES INC.	03/05/2018	400,000.00	1.250	03/05/2020	400,000.00	1.250	371
30231GAG7	223765	1030	EXXON MOBIL CORPORATION	08/20/2015	4,969,300.00	1.912	03/06/2020	5,000,000.00	2.054	372
LD1800340	235557	3050	TAWA LANDSCAPE SUPPLY	03/06/2018	125,000.00	1.250	03/06/2020	125,000.00	1.250	372
LD1800357	235578	3050	QUALITY MASONRY COMPANY	03/07/2018	138,239.00	1.250	03/06/2020	138,239.00	1.250	372
LD1800365	235611	3050	JOES LANDSCAPING BEAVERC	03/09/2018	321,053.12	1.250	03/09/2020	321,053.12	1.250	375
24422ESW0	222732	1030	JOHN DEERE CAPITAL CORP	05/29/2015	10,040,600.00	2.050	03/10/2020	10,000,000.00	1.960	376
LD1800373	235635	3050	VON SOSSAN CONTRACTING I	03/14/2018	400,000.00	1.250	03/13/2020	400,000.00	1.250	379
912828W63	237203	1020	T 1 5-8 03-15-20	06/25/2018	24,617,187.50	1.625	03/15/2020	25,000,000.00	2.538	381
LD1800381	235660	3050	VIVO BROTHERS	03/20/2018	225,655.26	1.250	03/20/2020	225,655.26	1.250	386
LD1800399	235675	3050	CEDAR HILL LEASING	03/21/2018	116,538.13	1.250	03/20/2020	116,538.13	1.250	386
EC1801231	235676	3030	PAMELA FLETCHER	03/21/2018	69,490.00	1.250	03/20/2020	69,490.00	1.250	386
EC1801223	235677	3030	GERALD SZELAGOWSKI SR	03/21/2018	228,578.00	1.250	03/20/2020	228,578.00	1.250	386
EC1801215	235678	3030	GARY AND CONSTANCE BARR	03/21/2018	91,967.70	1.250	03/20/2020	91,967.70	1.250	386
EC1801207	235679	3030	RANDY RUCHOTZKE	03/21/2018	87,470.00	1.250	03/20/2020	87,470.00	1.250	386
EC1801199	235680	3030	CRAIG JONES	03/21/2018	56,275.00	1.250	03/20/2020	56,275.00	1.250	386
EC1801181	235681	3030	MARLIN AND LAURA BOYD	03/21/2018	301,322.00	1.250	03/20/2020	301,322.00	1.250	386
EC1801173	235682	3030	SETH JONES	03/21/2018	175,000.00	1.250	03/20/2020	175,000.00	1.250	386
EC1801165	235683	3030	LEON JOSEPH	03/21/2018	24,200.00	1.250	03/20/2020	24,200.00	1.250	386
EC1801157	235684	3030	WILLIAM AND BEVERLY MITTE	03/21/2018	179,200.00	1.250	03/20/2020	179,200.00	1.250	386
3133EFR25	225793	1010	FFCB DEBENTURE	03/23/2016	9,227,376.00	1.590	03/23/2020	9,220,000.00	1.569	389
3133EFR25	231855	1010	FFCB 1.59 03-23-20	06/26/2017	4,997,950.00	1.590	03/23/2020	5,000,000.00	1.605	389
LD1800407	235776	3050	VANOVER TRUCKING LLC	03/29/2018	62,468.93	1.500	03/27/2020	62,468.93	1.500	393
3134G8RP6	225810	1010	FHLMC MEDIUM TERM NOTE	03/30/2016	6,212,446.00	1.500	03/30/2020	6,205,000.00	1.469	396
3134G8TY5	225877	1010	FHLMC MEDIUM TERM NOTE	03/30/2016	10,000,000.00	1.420	03/30/2020	10,000,000.00	1.420	396
912828J84	222428	1020	US TREASURY NOTE	05/04/2015	9,959,375.00	1.375	03/31/2020	10,000,000.00	1.461	397
912828UV0	226633	1020	US TREASURY NOTE 1.125 3-3	05/02/2016	9,993,750.00	1.125	03/31/2020	10,000,000.00	1.141	397
912828J84	228845	1020	T 1 3-8 03-31-20	12/12/2016	9,967,968.75	1.375	03/31/2020	10,000,000.00	1.475	397
46513XGF1	230151	1010	ISRAEL BOND	04/03/2017	7,500,000.00	2.860	04/01/2020	7,500,000.00	2.860	398
46513XHF0	230152	1010	ISRAEL FLOATING RATE BOND	04/03/2017	7,500,000.00	3.300	04/01/2020	7,500,000.00	3.300	398
46513XBF6	230153	1010	ISRAEL BOND	04/03/2017	10,000,000.00	2.460	04/01/2020	10,000,000.00	2.460	398



Run Date: 3/5/2019 11:25:36 AM

Investments Outstanding As Of Date: 2/28/2019

INVENTORY BY MATURITY REPORT

CUSIP	Investment #	Fund	Issuer	Purchase Date	Current Book	Current Rate	Maturity Date	Current Par	YTM	Days to Maturity
3133EGXN0	228180	1010	FFCB DEBENTURE 1.240 4-06-	10/06/2016	9,998,000.00	1.240	04/06/2020	10,000,000.00	1.246	403
EC1801249	235835	3030	CARL GRANT	04/06/2018	25,000.00	1.500	04/06/2020	25,000.00	1.500	403
LD1800415	235836	3050	BARNES ROCKS LLC	04/06/2018	30,000.00	1.500	04/06/2020	30,000.00	1.500	403
EC1801256	235846	3030	WILLIAM MACEK	04/09/2018	112,760.00	1.500	04/09/2020	112,760.00	1.500	406
LD1800423	235879	3050	D&E MACHINE COMPANY	04/12/2018	32,695.00	1.500	04/10/2020	32,695.00	1.500	407
3133EF2L0	226074	1010	FFCB DEBENTURE 1.400 4-13-	04/20/2016	9,992,000.00	1.400	04/13/2020	10,000,000.00	1.421	410
76116EGT1	179056	2000	REF CORP STRIP	11/28/2006	36,688.40	.000	04/15/2020	70,000.00	4.887	412
3130A8RW5	227410	1010	FHLB DEBENTURE 1.300 4-21-	07/21/2016	8,993,250.00	1.300	04/21/2020	9,000,000.00	1.321	418
3133EGNF8	227686	1010	FFCB DEBENTURE 1.300 4-21-	08/10/2016	10,997,800.00	1.300	04/21/2020	11,000,000.00	1.306	418
RE1800045	236449	3040	CHAPMAN DISTRIB STACK & G	04/24/2018	202,000.00	1.500	04/24/2020	202,000.00	1.500	421
LD1800431	236471	3050	SELECT MACHINE INC.	04/25/2018	150,000.00	1.500	04/24/2020	150,000.00	1.500	421
LD1800449	236500	3050	JUDDS TRANSPORT LLC	04/26/2018	145,000.00	1.500	04/24/2020	145,000.00	1.500	421
EC1801322	236501	3030	MARIAN DEL VECHIO	04/26/2018	312,140.92	1.500	04/24/2020	312,140.92	1.500	421
EC1801314	236502	3030	NICHOLAS WOHLFARTH	04/26/2018	250,000.00	1.500	04/24/2020	250,000.00	1.500	421
EC1801306	236503	3030	MARK AGRICOLA	04/26/2018	322,875.00	1.500	04/24/2020	322,875.00	1.500	421
EC1801298	236504	3030	CAMERON THOMPSON	04/26/2018	350,000.00	1.500	04/24/2020	350,000.00	1.500	421
EC1801280	236505	3030	JEANNETTE DIESMAN	04/26/2018	175,700.00	1.500	04/24/2020	175,700.00	1.500	421
EC1801272	236506	3030	JENNIFER & MATTHEW PLUM	04/26/2018	104,600.00	1.500	04/24/2020	104,600.00	1.500	421
EC1801264	236507	3030	JERRY MCCREERY	04/26/2018	122,956.25	1.500	04/24/2020	122,956.25	1.500	421
3136G2GR2	221724	1010	FNMA DEBENTURE	04/28/2015	10,000,000.00	1.500	04/28/2020	10,000,000.00	1.500	425
912828K58	222389	1020	US TREASURY NOTE	04/30/2015	4,985,546.88	1.375	04/30/2020	5,000,000.00	1.435	427
912828K58	222390	1020	US TREASURY NOTE	04/30/2015	4,993,750.00	1.375	04/30/2020	5,000,000.00	1.401	427
912828VA5	223419	1020	US TREASURY NOTE	07/21/2015	9,742,968.75	1.125	04/30/2020	10,000,000.00	1.687	427
912828VA5	226850	1020	US TREASURY NOTE 1.125 4-3	05/19/2016	9,953,125.00	1.125	04/30/2020	10,000,000.00	1.247	427
713448CS5	227946	1030	PEPSICO INC 1.850 4-30-20	09/08/2016	5,107,197.44	1.850	04/30/2020	5,024,000.00	1.382	427
9128284J6	236701	1020	T 2 3-8 04-30-20	05/04/2018	9,981,250.00	2.375	04/30/2020	10,000,000.00	2.472	427
36962G2T0	222865	1030	GENERAL ELECTRIC CAPITAL	06/08/2015	5,754,900.00	5.550	05/04/2020	5,000,000.00	2.279	431
RE1800052	236722	3040	THE JAMES L GROSS LUMBER	05/07/2018	116,846.00	1.500	05/07/2020	116,846.00	1.500	434
LD1800456	236749	3050	BENEFACTOR GROUP	05/09/2018	62,000.00	1.500	05/08/2020	62,000.00	1.500	435
912833KZ2	181166	2000	US TREASURY STRIP	05/31/2007	25,897.50	.000	05/15/2020	50,000.00	5.143	442
912833KZ2	181414	2000	US TREASURY STRIP	06/26/2007	25,164.00	.000	05/15/2020	50,000.00	5.400	442
912833KZ2	181555	2000	US TREASURY STRIP	07/06/2007	25,600.00	.000	05/15/2020	50,000.00	5.274	442
912833KZ2	181861	2000	US TREASURY STRIP	07/30/2007	52,047.00	.000	05/15/2020	100,000.00	5.170	442



Run Date: 3/5/2019 11:25:36 AM

Investments Outstanding As Of Date: 2/28/2019

INVENTORY BY MATURITY REPORT

CUSIP	Investment #	Fund	Issuer	Purchase Date	Current Book	Current Rate	Maturity Date	Current Par	YTM	Days to Maturity
912833KZ2	182551	2000	US TREASURY STRIP	09/25/2007	52,950.00	.000	05/15/2020	100,000.00	5.095	442
912833KZ2	186333	2010	US TREASURY STRIP	05/22/2008	4,403,774.98	.000	05/15/2020	7,538,000.00	4.537	442
912833KZ2	186418	2000	US TREASURY STRIP	05/27/2008	29,458.00	.000	05/15/2020	50,000.00	4.470	442
912833KZ2	186664	2000	US TREASURY STRIP	06/09/2008	14,547.00	.000	05/15/2020	25,000.00	4.590	442
912833KZ2	187227	2000	US TREASURY STRIP	07/11/2008	5,904.40	.000	05/15/2020	10,000.00	4.498	442
912833KZ2	192215	2000	US TREASURY STRIP	05/13/2009	95,820.00	.000	05/15/2020	150,000.00	4.114	442
912833KZ2	193234	2000	US TREASURY STRIP	08/18/2009	31,469.72	.000	05/15/2020	50,000.00	4.357	442
912833KZ2	197099	2000	US TREASURY STRIP	05/11/2010	207,171.79	.000	05/15/2020	306,000.00	3.934	442
912833KZ2	197192	2000	US TREASURY STRIP	05/14/2010	16,931.75	.000	05/15/2020	25,000.00	3.934	442
912833KZ2	198374	2000	US TREASURY STRIP	06/30/2010	36,040.00	.000	05/15/2020	50,000.00	3.343	442
912833KZ2	198700	2000	US TREASURY STRIP	07/13/2010	71,733.00	.000	05/15/2020	100,000.00	3.405	442
912833KZ2	205474	2000	US TREASURY STRIP	05/09/2011	74,378.00	.000	05/15/2020	100,000.00	3.310	442
912833KZ2	206119	2000	US TREASURY STRIP	06/13/2011	76,671.00	.000	05/15/2020	100,000.00	3.000	442
912833KZ2	206335	2000	US TREASURY STRIP	06/23/2011	38,333.00	.000	05/15/2020	50,000.00	3.010	442
912833KZ2	206371	2000	US TREASURY STRIP	06/27/2011	38,303.50	.000	05/15/2020	50,000.00	3.022	442
912833KZ2	210178	2000	US TREASURY STRIP	05/16/2012	44,118.50	.000	05/15/2020	50,000.00	1.571	442
912833KZ2	210393	2000	US TREASURY STRIP	06/06/2012	45,436.50	.000	05/15/2020	50,000.00	1.209	442
912833KZ2	210599	2000	US TREASURY STRIP	06/25/2012	44,824.50	.000	05/15/2020	50,000.00	1.390	442
912833KZ2	214702	2000	US TREASURY STRIP	06/17/2013	44,663.50	.000	05/15/2020	50,000.00	1.640	442
912833KZ2	218182	2000	US TREASURY STRIP	06/26/2014	44,421.50	.000	05/15/2020	50,000.00	2.020	442
912833KZ2	218208	2000	US TREASURY STRIP	06/27/2014	44,369.50	.000	05/15/2020	50,000.00	2.041	442
912833KZ2	218578	2000	US TREASURY STRIP	07/31/2014	44,634.50	.000	05/15/2020	50,000.00	1.970	442
912833KZ2	222622	2000	US TREASURY STRIP	05/21/2015	230,715.00	.000	05/15/2020	250,000.00	1.617	442
459200HM6	224871	1030	IBM CORP	12/07/2015	4,924,250.00	1.625	05/15/2020	5,000,000.00	1.983	442
313382ZC0	225389	1010	FHLB DEBENTURE	02/04/2016	4,997,900.00	1.500	05/15/2020	5,000,000.00	1.510	442
912833KZ2	226885	2000	US TREASURY STRI ZERO-% 5	05/26/2016	113,976.00	.000	05/15/2020	120,000.00	1.302	442
459200HM6	227256	1030	IBM CORP 1.625 5-15-20	07/12/2016	7,114,870.00	1.625	05/15/2020	7,000,000.00	1.187	442
912833KZ2	227311	2000	US TREASURY STRI ZERO-% 5	07/15/2016	48,206.50	.000	05/15/2020	50,000.00	.955	442
912833KZ2	227496	2000	US TREASURY STRI ZERO-% 5	07/29/2016	38,448.40	.000	05/15/2020	40,000.00	1.045	442
912833KZ2	227667	2000	US TREASURY STRI ZERO-% 5	08/12/2016	96,249.00	.000	05/15/2020	100,000.00	1.020	442
912833KZ2	231302	2000	S 0 05-15-20	05/11/2017	38,153.20	.000	05/15/2020	40,000.00	1.576	442
912833KZ2	231582	2000	S 0 05-15-20	06/02/2017	38,291.20	.000	05/15/2020	40,000.00	1.485	442
EC1801371	236821	3030	ROBERT-DEBORAHJ FRANKAR	05/17/2018	234,325.00	1.500	05/15/2020	234,325.00	1.500	442



Run Date: 3/5/2019 11:25:36 AM

Investments Outstanding As Of Date: 2/28/2019

INVENTORY BY MATURITY REPORT

CUSIP	Investment #	Fund	Issuer	Purchase Date	Current Book	Current Rate	Maturity Date	Current Par	YTM	Days to Maturity
EC1801363	236822	3030	FRANKLIN & SUSAN BROWN	05/17/2018	270,606.00	1.500	05/15/2020	270,606.00	1.500	442
EC1801355	236823	3030	TED KIENZLE	05/17/2018	55,797.16	1.500	05/15/2020	55,797.16	1.500	442
EC1801348	236824	3030	THOMAS HANLEY	05/17/2018	239,040.00	1.500	05/15/2020	239,040.00	1.500	442
EC1801330	236825	3030	BAHRAM AND JODIE MIRFEND	05/17/2018	151,749.80	1.500	05/15/2020	151,749.80	1.500	442
912833KZ2	237029	2000	S 0 05-15-20	06/14/2018	38,145.20	.000	05/15/2020	40,000.00	2.490	442
912833KZ2	237314	2000	S 0 05-15-20	07/06/2018	38,194.00	.000	05/15/2020	40,000.00	2.501	442
912833KZ2	237414	2000	S 0 05-15-20	07/12/2018	38,184.40	.000	05/15/2020	40,000.00	2.537	442
LD1800464	236837	3050	CLEMENT CONSTRUCTION IN	05/18/2018	50,000.00	1.500	05/18/2020	50,000.00	1.500	445
LD1800472	236850	3050	NAVE & SONS LAWNCARE	05/21/2018	20,757.36	1.500	05/21/2020	20,757.36	1.500	448
0258MODT3	222940	1030	AMERICAN EXPRESS CREDIT C	06/12/2015	9,932,800.00	2.375	05/26/2020	10,000,000.00	2.520	453
EC1801389	236924	3030	TIMOTHY HALL	05/30/2018	350,000.00	1.500	05/29/2020	350,000.00	1.500	456
912828XE5	222828	1020	US TREASURY NOTE	06/03/2015	9,953,906.25	1.500	05/31/2020	10,000,000.00	1.596	458
912828XE5	223219	1020	US TREASURY NOTE	07/02/2015	9,918,750.00	1.500	05/31/2020	10,000,000.00	1.673	458
912828VF4	228681	1020	US TREASURY NOTE	11/21/2016	14,946,679.69	1.375	05/31/2020	15,000,000.00	1.479	458
9128284Q0	236991	1020	T 2 1-2 05-31-20	06/08/2018	14,995,312.50	2.500	05/31/2020	15,000,000.00	2.516	458
69353REP9	222790	1030	PNC FIN SERV GROUP	06/03/2015	10,016,700.00	2.300	06/01/2020	10,000,000.00	2.264	459
EC1801405	237014	3030	ANITA LILLIBRIDGE	06/11/2018	122,500.00	1.500	06/11/2020	122,500.00	1.500	469
EC1801397	237015	3030	WILLIAM DOKKO	06/11/2018	339,360.00	1.500	06/11/2020	339,360.00	1.500	469
313383HU8	225520	1010	FHLB DEBENTURE	02/19/2016	10,592,920.00	1.750	06/12/2020	10,400,000.00	1.306	470
3136G3CU7	225588	1010	FNMA DEBENTURE	03/15/2016	15,000,000.00	1.550	06/15/2020	15,000,000.00	1.550	473
3136G3DE2	225612	1010	FNMA DEBENTURE	03/15/2016	15,000,000.00	1.550	06/15/2020	15,000,000.00	1.550	473
LD1800480	237100	3050	TRIBUTE CONTRACTING CON	06/15/2018	67,699.97	1.500	06/15/2020	67,699.97	1.500	473
LD1800498	237119	3050	EXTREME CLEAN OF OHIO LT	06/18/2018	209,500.65	1.500	06/18/2020	209,500.65	1.500	476
LD1800506	237150	3050	COLBURN PATTERSON LLC	06/19/2018	172,456.70	1.500	06/19/2020	172,456.70	1.500	477
3135G0D75	223822	1010	FNMA DEBENTURE	08/21/2015	9,952,600.00	1.500	06/22/2020	10,000,000.00	1.602	480
3135G0D75	224627	1010	FNMA DEBENTURE	11/03/2015	7,474,875.00	1.500	06/22/2020	7,500,000.00	1.575	480
EC1801488	237217	3030	JON AND SANDRA BURKHOLD	06/22/2018	311,307.92	1.750	06/22/2020	311,307.92	1.750	480
EC1801470	237218	3030	ERIC SISCO	06/22/2018	75,000.00	1.750	06/22/2020	75,000.00	1.750	480
EC1801462	237219	3030	ANNE & GREGORY KRABACHE	06/22/2018	185,842.58	1.750	06/22/2020	185,842.58	1.750	480
EC1801454	237220	3030	RYAN HAMMOCK	06/22/2018	24,162.85	1.750	06/22/2020	24,162.85	1.750	480
EC1801447	237221	3030	SALLY ARMSTRONG	06/22/2018	115,000.00	1.750	06/22/2020	115,000.00	1.750	480
EC1801439	237222	3030	MARCUS PATTERSON	06/22/2018	31,310.00	1.750	06/22/2020	31,310.00	1.750	480
EC1801421	237223	3030	ANTHONY FENICE	06/22/2018	100,000.00	1.750	06/22/2020	100,000.00	1.750	480



Run Date: 3/5/2019 11:25:36 AM

Investments Outstanding As Of Date: 2/28/2019

## INVENTORY BY MATURITY REPORT

CUSIP	Investment #	Fund	Issuer	Purchase Date	Current Book	Current Rate	Maturity Date	Current Par	YTM	Days to Maturity
EC1801413	237224	3030	MARY HALDEMAN	06/22/2018	243,950.00	1.750	06/22/2020	243,950.00	1.750	480
46625HLW8	227358	1030	JP MORGAN CHASE 2.750 6-23	07/19/2016	10,306,900.00	2.750	06/23/2020	10,000,000.00	1.935	481
3133EJSS9	237148	1010	FFCB 2.63 06-25-20	06/25/2018	10,000,000.00	2.630	06/25/2020	10,000,000.00	2.630	483
LD1800514	237256	3050	M & M WINE CELLAR	06/26/2018	400,000.00	1.750	06/26/2020	400,000.00	1.750	484
EC1801504	237257	3030	STEPHANIE MURRAY	06/26/2018	54,389.60	1.750	06/26/2020	54,389.60	1.750	484
EC1801496	237258	3030	ERIN AND AMY KEEGAN	06/26/2018	90,000.00	1.750	06/26/2020	90,000.00	1.750	484
EC1801512	237259	3030	RYAN HOISINGTON	06/26/2018	198,875.00	1.750	06/26/2020	198,875.00	1.750	484
EC1801538	237260	3030	CLINTON BOLEY	06/26/2018	125,000.00	1.750	06/26/2020	125,000.00	1.750	484
EC1801520	237261	3030	DOUGLAS CAVIN	06/26/2018	109,425.00	1.750	06/26/2020	109,425.00	1.750	484
EC1801561	237262	3030	DOUGLAS WARNER	06/26/2018	110,819.10	1.750	06/26/2020	110,819.10	1.750	484
EC1801553	237263	3030	JERRY MCCREERY	06/26/2018	126,415.00	1.750	06/26/2020	126,415.00	1.750	484
EC1801546	237264	3030	BILL SLACK	06/26/2018	63,957.80	1.750	06/26/2020	63,957.80	1.750	484
912828VJ6	223953	1020	US TREASURY NOTE	09/09/2015	25,416,015.63	1.875	06/30/2020	25,000,000.00	1.515	488
912828XH8	229237	1020	T 1 5-8 06-30-20	01/23/2017	9,985,156.25	1.625	06/30/2020	10,000,000.00	1.670	488
LD1900017	237364	3050	ROXANNA CLEARING & DEMO	07/05/2018	19,400.00	1.750	07/03/2020	19,400.00	1.750	491
931142CU5	224975	1030	WAL-MART STORES	12/21/2015	9,809,257.50	3.625	07/08/2020	9,150,000.00	1.961	496
3133EGLF0	227464	1010	FFCB DEBENTURE 1.290 7-13-	07/25/2016	8,429,799.00	1.290	07/13/2020	8,445,000.00	1.337	501
LD1900025	237482	3050	ANGEL ANIMAL HOSPITAL INC	07/13/2018	176,945.00	1.750	07/13/2020	176,945.00	1.750	501
31359YCG0	147428	2000	FNMA STRIP	03/07/2001	340,506.60	.000	07/15/2020	1,140,000.00	6.340	503
31359YCG0	178426	2000	FNMA STRIP	10/06/2006	2,925,051.42	.000	07/15/2020	5,919,000.00	5.183	503
LD1900033	237511	3050	STEFANO-NICHOLAS MGT CO	07/17/2018	355,000.00	1.750	07/17/2020	355,000.00	1.750	505
EC1900017	237512	3030	BENJAMIN HAUCK	07/17/2018	294,843.85	1.750	07/17/2020	294,843.85	1.750	505
EC1900025	237532	3030	MAYNARD MILLER	07/18/2018	72,600.00	1.750	07/17/2020	72,600.00	1.750	505
LD1900041	237533	3050	PERFORMANCE R & D LLC	07/18/2018	177,779.38	1.750	07/17/2020	177,779.38	1.750	505
EC1900033	237560	3030	JEFFREY CICHELLA	07/20/2018	140,000.00	1.750	07/20/2020	140,000.00	1.750	508
94974BGM6	224275	1030	WELLS FARGO & CO	10/02/2015	5,066,500.00	2.600	07/22/2020	5,000,000.00	2.306	510
46625HHS2	224283	1030	JP MORGAN CHASE & CO	10/05/2015	5,414,600.00	4.400	07/22/2020	5,000,000.00	2.552	510
3136G3H73	227463	1010	FNMA DEBENTURE 1.375 7-27	07/27/2016	7,065,000.00	1.375	07/27/2020	7,065,000.00	1.375	515
EC1900041	237637	3030	RICHARD WILSON	07/27/2018	111,500.00	1.750	07/27/2020	111,500.00	1.750	515
EC1900058	237638	3030	MICHAEL NOONE	07/27/2018	181,500.00	1.750	07/27/2020	181,500.00	1.750	515
EC1900074	237639	3030	MICHAEL STANDOHAR	07/27/2018	81,500.00	1.750	07/27/2020	81,500.00	1.750	515
EC1900066	237640	3030	JOHN AND LIESEL SERYAK	07/27/2018	205,499.77	1.750	07/27/2020	205,499.77	1.750	515
EC1900082	237641	3030	ANTHONY AND CYNTHIA SUC	07/27/2018	336,000.00	1.750	07/27/2020	336,000.00	1.750	515





Run Date: 3/5/2019 11:25:36 AM

Investments Outstanding As Of Date: 2/28/2019

## INVENTORY BY MATURITY REPORT

CUSIP	Investment #	Fund	Issuer	Purchase Date	Current Book	Current Rate	Maturity Date	Current Par	YTM	Days to Maturity
EC1900090	237642	3030	JOSEPH AND MARSHAKAE CLA	07/27/2018	267,782.27	1.750	07/27/2020	267,782.27	1.750	515
EC1900108	237643	3030	JOHN AND MELISSA RUFFNER	07/27/2018	80,000.00	1.750	07/27/2020	80,000.00	1.750	515
EC1900116	237644	3030	RICHARD LINDNER III	07/27/2018	311,213.00	1.750	07/27/2020	311,213.00	1.750	515
EC1900140	237645	3030	JEFFREY COOLEY	07/27/2018	76,400.00	1.750	07/27/2020	76,400.00	1.750	515
EC1900132	237646	3030	JEREMY CARRLE	07/27/2018	200,000.00	1.750	07/27/2020	200,000.00	1.750	515
EC1900124	237647	3030	BOZENA KNEZEVIC	07/27/2018	193,125.45	1.750	07/27/2020	193,125.45	1.750	515
458140AQ3	223496	1030	INTEL CORP	07/29/2015	10,038,900.00	2.450	07/29/2020	10,000,000.00	2.367	517
912828VP2	224615	1020	US TREASURY NOTE	11/02/2015	15,328,125.00	2.000	07/31/2020	15,000,000.00	1.520	519
912828VP2	224950	1020	US TREASURY NOTE	12/16/2015	5,070,872.90	2.000	07/31/2020	5,000,000.00	1.680	519
912828XM7	229845	1020	T 1 5-8 07-31-20	03/08/2017	9,960,156.25	1.625	07/31/2020	10,000,000.00	1.746	519
LD1900058	237673	3050	BAKERS COLLISION REPAIR S	07/31/2018	40,534.71	1.750	07/31/2020	40,534.71	1.750	519
EC1900157	237687	3030	ROBERT EDWARDS	08/01/2018	225,000.00	1.750	07/31/2020	225,000.00	1.750	519
88579YAQ4	231238	1030	MMM 2 08-07-20 MTN	05/08/2017	5,040,950.00	2.000	08/07/2020	5,000,000.00	1.739	526
88579YAQ4	231673	1030	MMM 2 08-07-20 MTN	06/13/2017	11,769,953.80	2.000	08/07/2020	11,660,000.00	1.691	526
3136G4NZ2	233451	1010	FNMA 1.7 08-10-20	08/23/2017	10,012,500.00	1.700	08/10/2020	10,000,000.00	1.657	529
EC1900165	237831	3030	RICHARD ROHR	08/14/2018	223,349.00	1.750	08/14/2020	223,349.00	1.750	533
912833LA6	178332	2000	US TREASURY STRIP	10/04/2006	25,556.00	.000	08/15/2020	50,000.00	4.900	534
912833LA6	178586	2000	US TREASURY STRIP	10/26/2006	69,324.30	.000	08/15/2020	138,000.00	5.050	534
912833LA6	178996	2000	US TREASURY STRIP	11/28/2006	26,106.00	.000	08/15/2020	50,000.00	4.795	534
912833LA6	182220	2000	US TREASURY STRIP	08/28/2007	52,849.00	.000	08/15/2020	100,000.00	4.980	534
912833LA6	182756	2000	US TREASURY STRIP	10/05/2007	53,520.00	.000	08/15/2020	100,000.00	4.920	534
912833LA6	188067	2000	US TREASURY STRIP	09/15/2008	30,425.00	.000	08/15/2020	50,000.00	4.213	534
912833LA6	188162	2010	US TREASURY STRIP	09/22/2008	356,158.08	.000	08/15/2020	576,000.00	4.082	534
912833LA6	193253	2000	US TREASURY STRIP	08/18/2009	62,346.25	.000	08/15/2020	100,000.00	4.345	534
912833LA6	199560	2000	US TREASURY STRIP	08/13/2010	36,519.00	.000	08/15/2020	50,000.00	3.165	534
912833LA6	200623	2000	US TREASURY STRIP	09/24/2010	74,633.00	.000	08/15/2020	100,000.00	2.980	534
912833LA6	207490	2000	US TREASURY STRIP	09/23/2011	42,107.50	.000	08/15/2020	50,000.00	1.941	534
912833LA6	207860	2000	US TREASURY STRIP	10/31/2011	82,610.00	.000	08/15/2020	100,000.00	2.185	534
912833LA6	207913	2000	US TREASURY STRIP	11/03/2011	41,309.00	.000	08/15/2020	50,000.00	2.186	534
912833LA6	211239	2000	US TREASURY STRIP	08/17/2012	44,737.50	.000	08/15/2020	50,000.00	1.396	534
912833LA6	211299	2000	US TREASURY STRIP	08/22/2012	88,707.00	.000	08/15/2020	100,000.00	1.507	534
912833LA6	215294	2000	US TREASURY STRIP	08/16/2013	43,021.00	.000	08/15/2020	50,000.00	2.160	534
912833LA6	215617	2000	US TREASURY STRIP	09/26/2013	43,264.00	.000	08/15/2020	50,000.00	2.113	534



Run Date: 3/5/2019 11:25:36 AM

Investments Outstanding As Of Date: 2/28/2019

INVENTORY BY MATURITY REPORT

CUSIP	Investment #	Fund	Issuer	Purchase Date	Current Book	Current Rate	Maturity Date	Current Par	YTM	Days to Maturity
912833LA6	215881	2000	US TREASURY STRIP	11/01/2013	87,983.00	.000	08/15/2020	100,000.00	1.895	534
912833LA6	218836	2000	US TREASURY STRIP	08/28/2014	355,648.00	.000	08/15/2020	400,000.00	1.980	534
912833LA6	219028	2000	US TREASURY STRIP	09/18/2014	88,300.00	.000	08/15/2020	100,000.00	2.117	534
912833LA6	219286	2000	US TREASURY STRIP	10/17/2014	36,105.60	.000	08/15/2020	40,000.00	1.765	534
912833LA6	224320	2000	USTREASURYSTRI	10/08/2015	93,566.00	.000	08/15/2020	100,000.00	1.375	534
912833LA6	224481	2000	USTREASURYSTRI	10/22/2015	93,391.00	.000	08/15/2020	100,000.00	1.425	534
912833LA6	224551	2000	USTREASURYSTRI	10/29/2015	37,294.80	.000	08/15/2020	40,000.00	1.465	534
912833LA6	228088	2000	US TREASURY STRI ZERO-% 8	09/23/2016	47,937.00	.000	08/15/2020	50,000.00	1.085	534
912833LA6	228284	2000	US TREASURY STRI ZERO-% 8	10/14/2016	238,875.00	.000	08/15/2020	250,000.00	1.190	534
912833LA6	234127	2000	S 0 08-15-20	10/26/2017	38,177.20	.000	08/15/2020	40,000.00	1.670	534
912833LA6	234151	2000	S 0 08-15-20	10/26/2017	47,735.00	.000	08/15/2020	50,000.00	1.660	534
912833LA6	234186	2000	S 0 08-15-20	10/27/2017	23,868.50	.000	08/15/2020	25,000.00	1.660	534
912833LA6	237889	2000	S 0 08-15-20	08/23/2018	113,998.80	.000	08/15/2020	120,000.00	2.610	534
912833LA6	237916	2000	S 0 08-15-20	08/23/2018	37,999.60	.000	08/15/2020	40,000.00	2.610	534
912833LA6	237929	2000	S 0 08-15-20	08/23/2018	237,467.50	.000	08/15/2020	250,000.00	2.617	534
912833LA6	238206	2000	S 0 08-15-20	09/13/2018	37,984.00	.000	08/15/2020	40,000.00	2.710	534
912833LA6	238693	2000	S 0 08-15-20	10/25/2018	379,680.00	.000	08/15/2020	400,000.00	2.906	534
3136G2Y27	225385	1010	FNMA DEBENTURE	02/24/2016	10,000,000.00	1.450	08/24/2020	10,000,000.00	1.450	543
3135G0N66	227961	1010	FNMA DEBENTURE 1.400 8-24	09/07/2016	12,496,250.00	1.400	08/24/2020	12,500,000.00	1.408	543
EC1900173	238047	3030	KYLA SHOPE	08/27/2018	136,200.00	1.750	08/27/2020	136,200.00	1.750	546
RE1900019	238060	3040	PATENTED ACQUISITION COR	08/28/2018	436,584.00	1.750	08/28/2020	436,584.00	1.750	547
LD1900066	238082	3050	TOOL TECH LLC	08/29/2018	269,591.67	1.750	08/28/2020	269,591.67	1.750	547
EC1900249	238100	3030	GEOFFREY & GINA FOOTE	08/30/2018	279,729.87	1.750	08/28/2020	279,729.87	1.750	547
EC1900231	238101	3030	BRIAN AND PAMELA SHIVAK	08/30/2018	207,200.00	1.750	08/28/2020	207,200.00	1.750	547
EC1900223	238102	3030	PATRICK AND DIANA HERAK	08/30/2018	349,300.00	1.750	08/28/2020	349,300.00	1.750	547
EC1900207	238103	3030	JEFFREY AND ELIZABETH HOR	08/30/2018	250,000.00	1.750	08/28/2020	250,000.00	1.750	547
EC1900215	238104	3030	DONA AND SHARON LAYMAN	08/30/2018	274,610.00	1.750	08/28/2020	274,610.00	1.750	547
EC1900199	238105	3030	JOHN ROTTENBORN	08/30/2018	75,000.00	1.750	08/28/2020	75,000.00	1.750	547
EC1900181	238106	3030	DUSTIN BOLEY	08/30/2018	85,410.00	1.750	08/28/2020	85,410.00	1.750	547
912828VV9	224593	1020	US TREASURY NOTE	10/29/2015	10,342,968.75	2.125	08/31/2020	10,000,000.00	1.389	550
912828VV9	224679	1020	US TREASURY NOTE	11/06/2015	10,217,187.50	2.125	08/31/2020	10,000,000.00	1.654	550
912828L32	228468	1020	US TREASURY NOTE 1.375 8-3	10/31/2016	15,080,859.38	1.375	08/31/2020	15,000,000.00	1.230	550
912828VV9	237422	1020	T 2 1-8 08-31-20	07/11/2018	24,757,812.50	2.125	08/31/2020	25,000,000.00	2.593	550



Run Date: 3/5/2019 11:25:36 AM

Investments Outstanding As Of Date: 2/28/2019

INVENTORY BY MATURITY REPORT

CUSIP	Investment #	Fund	Issuer	Purchase Date	Current Book	Current Rate	Maturity Date	Current Par	YTM	Days to Maturity
EC1900256	238113	3030	JEROME LEWIS	08/31/2018	111,625.00	1.750	08/31/2020	111,625.00	1.750	550
EC1900264	238114	3030	KEVIN FITZGERALD	08/31/2018	150,000.00	1.750	08/31/2020	150,000.00	1.750	550
EC1900272	238115	3030	KEVIN AND SHARON ONEIL	08/31/2018	350,000.00	1.750	08/31/2020	350,000.00	1.750	550
EC1900280	238116	3030	MARK COBB	08/31/2018	100,000.00	1.750	08/31/2020	100,000.00	1.750	550
EC1900298	238117	3030	JOHN M MITCHELL	08/31/2018	297,500.00	1.750	08/31/2020	297,500.00	1.750	550
3133EHWQ2	233539	1010	FFCB 1.68 09-01-20	09/01/2017	5,100,000.00	1.680	09/01/2020	5,100,000.00	1.680	551
LD1900074	238131	3050	UNIVERSAL FARMS	09/04/2018	200,000.00	1.750	09/04/2020	200,000.00	1.750	554
RE1900027	238190	3040	WHITE DOVE MATTRESS LLC	09/07/2018	490,000.00	1.750	09/04/2020	490,000.00	1.750	554
3133EGTM7	227994	1010	FFCB DEBENTURE 1.375 9-08-	09/12/2016	12,495,625.00	1.375	09/08/2020	12,500,000.00	1.384	558
3133XD4P3	227128	1010	FHLB DEBENTURE 4.625 9-11-	06/24/2016	5,719,103.25	4.625	09/11/2020	5,025,000.00	1.249	561
EC1900306	238243	3030	BARRY SNOW	09/11/2018	286,016.50	1.750	09/11/2020	286,016.50	1.750	561
EC1900314	238244	3030	MARK MARIANI	09/11/2018	152,500.00	1.750	09/11/2020	152,500.00	1.750	561
3134A4BS2	178674	2000	FHLMC STRIP	10/31/2006	555,718.32	.000	09/15/2020	1,146,000.00	5.286	565
3134A4BS2	178684	2000	FHLMC STRIP	10/31/2006	2,164,041.21	.000	09/15/2020	4,423,000.00	5.220	565
LD1900082	238326	3050	VANOVER TRUCKING LLC	09/19/2018	35,500.00	1.750	09/18/2020	35,500.00	1.750	568
LD1900090	238343	3050	A&E DAYCARE LLC	09/21/2018	400,000.00	1.750	09/21/2020	400,000.00	1.750	571
02665WAZ4	224192	1030	AMERICAN HONDA FINANCE C	09/25/2015	5,013,400.00	2.450	09/24/2020	5,000,000.00	2.393	574
02665WAZ4	231480	1030	HNDA 2.45 09-24-20 MTN	05/25/2017	5,073,850.00	2.450	09/24/2020	5,000,000.00	1.989	574
LD1900108	238381	3050	JUSTOP CARRY-OUT LLC	09/26/2018	400,000.00	1.750	09/25/2020	400,000.00	1.750	575
LD1900116	238382	3050	MENKE BROS. CONSTRUCTIO	09/26/2018	76,146.48	1.750	09/25/2020	76,146.48	1.750	575
LD1900124	238395	3050	FOUR PIZZA BOYS MANAGEME	09/26/2018	400,000.00	1.750	09/25/2020	400,000.00	1.750	575
RE1900035	238396	3040	RED ROCK FARM LLC	09/26/2018	82,776.00	1.750	09/25/2020	82,776.00	1.750	575
LD1900132	238410	3050	EDDIES LAWN AND LANDSCAP	09/27/2018	20,727.50	1.750	09/25/2020	20,727.50	1.750	575
LD1900140	238411	3050	STEVENS FAMILY BAKERYORC	09/27/2018	13,900.00	1.750	09/25/2020	13,900.00	1.750	575
EC1900447	238423	3030	KYLE NORDRUM	09/28/2018	350,000.00	1.750	09/28/2020	350,000.00	1.750	578
EC1900439	238424	3030	JAMES WAGNER	09/28/2018	203,420.00	1.750	09/28/2020	203,420.00	1.750	578
EC1900421	238425	3030	DANIEL PHILIPPS	09/28/2018	106,625.00	1.750	09/28/2020	106,625.00	1.750	578
EC1900413	238426	3030	KERRY MCKEEVER	09/28/2018	117,600.00	1.750	09/28/2020	117,600.00	1.750	578
EC1900405	238427	3030	NICOLE AND JAMES SHROYER	09/28/2018	344,750.00	1.750	09/28/2020	344,750.00	1.750	578
EC1900397	238428	3030	JOEL MCCREERY	09/28/2018	245,392.30	1.750	09/28/2020	245,392.30	1.750	578
EC1900371	238429	3030	WINFRED AND BARBARA RESS	09/28/2018	103,145.00	1.750	09/28/2020	103,145.00	1.750	578
EC1900389	238430	3030	GARY AND MARY SIWIERKA	09/28/2018	86,095.00	1.750	09/28/2020	86,095.00	1.750	578
EC1900363	238431	3030	AARON QUEEN	09/28/2018	35,000.00	1.750	09/28/2020	35,000.00	1.750	578



Run Date: 3/5/2019 11:25:36 AM

Investments Outstanding As Of Date: 2/28/2019

INVENTORY BY MATURITY REPORT

CUSIP	Investment #	Fund	Issuer	Purchase Date	Current Book	Current Rate	Maturity Date	Current Par	YTM	Days to Maturity
EC1900355	238432	3030	GLORIA &PATRICK CHESTNUT	09/28/2018	280,000.00	1.750	09/28/2020	280,000.00	1.750	578
EC1900348	238433	3030	NATHAN PARSONS	09/28/2018	49,639.75	1.750	09/28/2020	49,639.75	1.750	578
EC1900322	238434	3030	AMBER BOWMAN	09/28/2018	78,750.00	1.750	09/28/2020	78,750.00	1.750	578
EC1900330	238435	3030	CHRISTOPHER MARTINEZ	09/28/2018	55,000.00	1.750	09/28/2020	55,000.00	1.750	578
3136G4AU7	228020	1010	FNMA DEBENTURE 1.430 9-29	09/29/2016	15,000,000.00	1.430	09/29/2020	15,000,000.00	1.430	579
912828L65	224642	1020	US TREASURY NOTE	11/04/2015	14,862,890.62	1.375	09/30/2020	15,000,000.00	1.569	580
912828L65	224696	1020	US TREASURY NOTE	11/09/2015	9,828,125.00	1.375	09/30/2020	10,000,000.00	1.743	580
3130A7JB2	225680	1010	FHLB DEBENTURE	03/30/2016	8,666,325.00	1.450	09/30/2020	8,675,000.00	1.473	580
3134G9E78	227171	1010	FHLMC MEDIUM TER 1.280 9-	06/30/2016	10,000,000.00	1.280	09/30/2020	10,000,000.00	1.280	580
912828L65	229601	1020	T 1 3-8 09-30-20	02/17/2017	9,878,906.25	1.375	09/30/2020	10,000,000.00	1.722	580
594918AH7	224263	1030	MICROSOFT CORP	10/01/2015	7,899,075.00	3.000	10/01/2020	7,500,000.00	1.880	581
LD1900157	238465	3050	M & M HEATING AND COOLIN	10/02/2018	400,000.00	2.000	10/02/2020	400,000.00	2.000	582
LD1900165	238466	3050	VM SYSTEMS INC	10/02/2018	400,000.00	2.000	10/02/2020	400,000.00	2.000	582
3133EGXX8	228237	1010	FFCB DEBENTURE 1.340 10-13	10/13/2016	9,984,000.00	1.340	10/13/2020	10,000,000.00	1.381	593
713448DC9	224435	1030	PEPSICO INC	10/19/2015	5,037,200.00	2.150	10/14/2020	5,000,000.00	1.992	594
713448DC9	224695	1030	PEPSICO INC	11/12/2015	9,955,900.00	2.150	10/14/2020	10,000,000.00	2.245	594
76116FAE7	74345	2000	REF CORP STRIP	09/28/1998	663,205.00	.000	10/15/2020	2,300,000.00	5.721	595
3133EGMM4	227351	1010	FFCB DEBENTURE 1.375 10-19	07/19/2016	10,000,000.00	1.375	10/19/2020	10,000,000.00	1.375	599
3133EGZD0	228345	1010	FFCB DEBENTURE 1.330 10-20	10/20/2016	10,000,000.00	1.330	10/20/2020	10,000,000.00	1.330	600
LD1900173	238669	3050	PRINTEX INCORPORATED	10/22/2018	238,019.86	2.000	10/22/2020	238,019.86	2.000	602
LD1900181	238670	3050	MAHONING VALLEY TOOL & M	10/22/2018	171,790.17	2.000	10/22/2020	171,790.17	2.000	602
931142CZ4	228626	1030	WAL-MART STORES 3.250 10-	11/17/2016	7,900,500.00	3.250	10/25/2020	7,500,000.00	1.838	605
3130A7RQ0	226036	1010	FHLB DEBENTURE 1.550 10-26	04/26/2016	5,211,349.50	1.550	10/26/2020	5,215,000.00	1.566	606
LD1900199	238753	3050	VOSS BROTHERS SALES& REN	10/26/2018	400,000.00	2.000	10/26/2020	400,000.00	2.000	606
191216BT6	224919	1030	COCA COLA COMPANY	12/14/2015	5,790,295.02	1.875	10/27/2020	5,809,000.00	1.944	607
3130A9UH2	228505	1010	FHLB 1 10-27-20	11/02/2016	5,750,000.00	1.500	10/27/2020	5,750,000.00	1.500	607
191216BT6	233868	1030	KO 1 7-8 10-27-20	10/04/2017	4,053,523.50	1.875	10/27/2020	4,050,000.00	1.846	607
3136G3KV6	226536	1010	FNMA DEBENTURE 1.600 10-2	04/28/2016	8,570,712.50	1.600	10/28/2020	8,575,000.00	1.612	608
LD1900207	238765	3050	HJR NEWLON LLC NEW LEX D	10/29/2018	211,141.77	2.000	10/29/2020	211,141.77	2.000	609
LD1900215	238787	3050	RUSK OP FINDLAY LLC	10/31/2018	400,000.00	2.000	10/30/2020	400,000.00	2.000	610
912828L99	225587	1020	US TREASURY NOTE	02/29/2016	15,089,062.50	1.375	10/31/2020	15,000,000.00	1.244	611
912828L99	229602	1020	T 1 3-8 10-31-20	02/17/2017	9,870,703.13	1.375	10/31/2020	10,000,000.00	1.737	611
19416QDR8	230220	1030	CL 2.95 11-01-20	04/06/2017	3,341,067.75	2.950	11/01/2020	3,225,000.00	1.902	612



Run Date: 3/5/2019 11:25:36 AM

Investments Outstanding As Of Date: 2/28/2019

## INVENTORY BY MATURITY REPORT

CUSIP	Investment #	Fund	Issuer	Purchase Date	Current Book	Current Rate	Maturity Date	Current Par	YTM	Days to Maturity
3133EGC29	228534	1010	FFCB DEBENTURE 1.350 11-02	11/04/2016	9,996,500.00	1.350	11/02/2020	10,000,000.00	1.359	613
EC1900454	238820	3030	ALAN ANDERSON	11/05/2018	250,000.00	2.000	11/05/2020	250,000.00	2.000	616
EC1900462	238821	3030	DENNIS TWARY	11/05/2018	151,100.00	2.000	11/05/2020	151,100.00	2.000	616
EC1900470	238822	3030	MARGARET AND TIMOTHY KI	11/05/2018	33,818.45	2.000	11/05/2020	33,818.45	2.000	616
EC1900488	238823	3030	PRATAP GAJJALA	11/05/2018	326,654.44	2.000	11/05/2020	326,654.44	2.000	616
EC1900496	238824	3030	ERIC WILLIS	11/05/2018	186,116.00	2.000	11/05/2020	186,116.00	2.000	616
EC1900504	238825	3030	THOMAS MACHAMER	11/05/2018	182,000.00	2.000	11/05/2020	182,000.00	2.000	616
EC1900512	238826	3030	DONALD AND SANDRA WEINK	11/05/2018	100,000.00	2.000	11/05/2020	100,000.00	2.000	616
EC1900520	238827	3030	MICHAEL GILBERT	11/05/2018	50,320.00	2.000	11/05/2020	50,320.00	2.000	616
EC1900538	238828	3030	GREGORY AND MARGARET FE	11/05/2018	210,000.00	2.000	11/05/2020	210,000.00	2.000	616
EC1900546	238829	3030	DAVID AND MEIMEI TOORCHE	11/05/2018	60,100.00	2.000	11/05/2020	60,100.00	2.000	616
LD1900223	238863	3050	EDDIES LAWN AND LANDSCAP	11/07/2018	41,413.00	2.000	11/06/2020	41,413.00	2.000	617
LD1900231	238872	3050	TEAMONE BEC LLC	11/08/2018	200,000.00	2.000	11/06/2020	200,000.00	2.000	617
LD1900256	238891	3050	4-K TIRE INC.	11/09/2018	330,000.00	2.000	11/09/2020	330,000.00	2.000	620
LD1900249	238892	3050	KIDS COUNT DAYCARE INC	11/09/2018	15,814.77	2.000	11/09/2020	15,814.77	2.000	620
3133EGOS7	227794	1010	FFCB DEBENTURE 1.400 11-10	08/18/2016	4,695,000.00	1.400	11/10/2020	4,695,000.00	1.400	621
LD1900264	238902	3050	DYCO MANUFACTURING INC	11/13/2018	400,000.00	2.000	11/13/2020	400,000.00	2.000	624
LD1900272	238903	3050	OHIO VALLEY ANIMAL CLINIC	11/13/2018	74,500.00	2.000	11/13/2020	74,500.00	2.000	624
LD1900280	238940	3050	THE DOVER TANK AND PLATE	11/15/2018	397,159.74	2.000	11/13/2020	397,159.74	2.000	624
31358C7U4	178740	2000	FNMA STRIP	11/06/2006	3,285,074.73	.000	11/15/2020	6,783,000.00	5.237	626
912833LB4	179294	2000	US TREASURY STRIP	12/18/2006	129,142.50	.000	11/15/2020	250,000.00	4.806	626
912833LB4	183730	2000	US TREASURY STRIP	12/05/2007	28,195.00	.000	11/15/2020	50,000.00	4.475	626
912833LB4	183937	2000	US TREASURY STRIP	12/19/2007	54,147.00	.000	11/15/2020	100,000.00	4.810	626
912833LB4	184227	2000	US TREASURY STRIP	01/10/2008	85,065.00	.000	11/15/2020	150,000.00	4.465	626
912833LB4	189214	2000	US TREASURY STRIP	11/21/2008	57,578.00	.000	11/15/2020	100,000.00	4.660	626
912833LB4	189260	2000	US TREASURY STRIP	11/21/2008	3,050.00	.000	11/15/2020	5,000.00	4.168	626
912833LB4	189959	2000	US TREASURY STRIP	01/12/2009	163,860.00	.000	11/15/2020	250,000.00	3.600	626
912833LB4	190247	2000	US TREASURY STRIP	02/04/2009	62,834.00	.000	11/15/2020	100,000.00	3.985	626
912833LB4	194193	2000	US TREASURY STRIP	11/24/2009	65,206.00	.000	11/15/2020	100,000.00	3.934	626
912833LB4	194726	2000	US TREASURY STRIP	01/28/2010	32,388.00	.000	11/15/2020	50,000.00	4.063	626
912833LB4	201930	2000	US TREASURY STRIP	11/17/2010	37,497.00	.000	11/15/2020	50,000.00	2.900	626
912833LB4	202147	2000	US TREASURY STRIP	11/24/2010	36,668.50	.000	11/15/2020	50,000.00	3.133	626
912833LB4	203387	2000	US TREASURY STRIP	01/31/2011	70,436.00	.000	11/15/2020	100,000.00	3.613	626



Run Date: 3/5/2019 11:25:36 AM

Investments Outstanding As Of Date: 2/28/2019

INVENTORY BY MATURITY REPORT

CUSIP	Investment #	Fund	Issuer	Purchase Date	Current Book	Current Rate	Maturity Date	Current Par	YTM	Days to Maturity
912833LB4	212189	2000	US TREASURY STRIP	11/30/2012	135,129.00	.000	11/15/2020	150,000.00	1.316	626
912833LB4	212319	2000	US TREASURY STRIP	12/13/2012	316,526.00	.000	11/15/2020	350,000.00	1.273	626
912833LB4	212648	2000	US TREASURY STRIP	01/17/2013	44,592.00	.000	11/15/2020	50,000.00	1.468	626
912833LB4	216068	2000	US TREASURY STRIP	11/21/2013	43,347.50	.000	11/15/2020	50,000.00	2.055	626
912833LB4	216413	2000	US TREASURY STRIP	01/09/2014	84,991.00	.000	11/15/2020	100,000.00	2.389	626
912833LB4	219690	2000	US TREASURY STRIP	11/20/2014	222,632.50	.000	11/15/2020	250,000.00	1.946	626
912833LB4	220243	2000	US TREASURY STRIP	01/09/2015	45,392.50	.000	11/15/2020	50,000.00	1.660	626
912833LB4	220345	2000	US TREASURY STRIP	01/20/2015	91,323.00	.000	11/15/2020	100,000.00	1.566	626
912833LB4	220431	2000	US TREASURY STRIP	01/26/2015	91,907.00	.000	11/15/2020	100,000.00	1.460	626
912833LB4	220452	2000	US TREASURY STRIP	01/26/2015	45,875.50	.000	11/15/2020	50,000.00	1.490	626
912833LB4	220471	2000	US TREASURY STRIP	01/26/2015	36,724.80	.000	11/15/2020	40,000.00	1.478	626
912833LB4	220500	2000	US TREASURY STRIP	01/27/2015	229,117.50	.000	11/15/2020	250,000.00	1.510	626
912833LB4	220604	2000	US TREASURY STRIP	01/29/2015	228,420.00	.000	11/15/2020	250,000.00	1.564	626
912833LB4	225019	2000	USTREASURYSTRIP	12/24/2015	229,770.00	.000	11/15/2020	250,000.00	1.732	626
912833LB4	225340	2000	USTREASURYSTRIP	02/04/2016	93,537.00	.000	11/15/2020	100,000.00	1.403	626
912820WZ6	228569	2000	US TREASURY STRI ZERO-% 1	11/14/2016	17,137.80	.000	11/15/2020	18,000.00	1.230	626
912833LB4	229102	2000	S 0 11-15-20	01/12/2017	18,716.40	.000	11/15/2020	20,000.00	1.735	626
912833LB4	229104	2000	S 0 11-15-20	01/12/2017	18,716.40	.000	11/15/2020	20,000.00	1.735	626
912833LB4	229269	2000	S 0 11-15-20	01/26/2017	234,242.50	.000	11/15/2020	250,000.00	1.720	626
912833LB4	229395	2000	S 0 11-15-20	02/02/2017	37,477.20	.000	11/15/2020	40,000.00	1.730	626
912833LB4	234355	2000	S 0 11-15-20	11/16/2017	94,799.00	.000	11/15/2020	100,000.00	1.790	626
912833LB4	234928	2000	S 0 11-15-20	01/25/2018	37,620.00	.000	11/15/2020	40,000.00	2.200	626
912833LB4	235053	2000	S 0 11-15-20	02/02/2018	37,596.80	.000	11/15/2020	40,000.00	2.240	626
166764AY6	230085	1030	CVX 2.419 11-17-20	03/29/2017	5,462,385.72	2.419	11/17/2020	5,412,000.00	2.151	628
LD1900298	238969	3050	BROCK & ASSOCIATES BUILDE	11/19/2018	222,687.00	2.000	11/19/2020	222,687.00	2.000	630
3136G3Y82	227770	1010	FNMA DEBENTURE 1.200 11-2	08/24/2016	9,972,500.00	1.200	11/24/2020	10,000,000.00	1.267	635
LD1900306	239030	3050	JIMS OPEN KITCHEN LLC	11/28/2018	264,000.00	2.000	11/27/2020	264,000.00	2.000	638
912828A42	225691	1020	US TREASURY NOTE	03/11/2016	15,397,851.56	2.000	11/30/2020	15,000,000.00	1.417	641
912828M98	227462	1020	US TREASURY NOTE 1.625 11-	07/25/2016	20,478,125.00	1.625	11/30/2020	20,000,000.00	1.061	641
LD1900314	239054	3050	PORTAGE HEALTH NETWORK	11/30/2018	440,000.00	2.000	11/30/2020	440,000.00	2.000	641
RE1900043	239091	3040	F&K CONCEPTS INC.	12/06/2018	28,302.00	2.000	12/04/2020	28,302.00	2.000	645
3130A3UQ5	228261	1010	FHLB DEBENTURE 1.875 12-11	10/11/2016	11,214,114.00	1.875	12/11/2020	10,950,000.00	1.279	652
LD1900322	239126	3050	HJR NEWLON LTD	12/12/2018	95,959.79	2.000	12/11/2020	95,959.79	2.000	652



Run Date: 3/5/2019 11:25:36 AM

Investments Outstanding As Of Date: 2/28/2019

## INVENTORY BY MATURITY REPORT

CUSIP	Investment #	Fund	Issuer	Purchase Date	Current Book	Current Rate	Maturity Date	Current Par	YTM	Days to Maturity
EC1900579	239133	3030	KEVIN CASTEEL	12/13/2018	75,000.00	2.000	12/11/2020	75,000.00	2.000	652
EC1900595	239134	3030	ANDREW ROTHMEELER	12/13/2018	206,167.50	2.000	12/11/2020	206,167.50	2.000	652
EC1900611	239135	3030	NICHOLAS KERR	12/13/2018	107,998.00	2.000	12/11/2020	107,998.00	2.000	652
EC1900629	239136	3030	DENNIS AND KRISTA HOODLE	12/13/2018	210,000.00	2.000	12/11/2020	210,000.00	2.000	652
EC1900637	239137	3030	JESSICA AND CHRISTOPHER S	12/13/2018	100,000.00	2.000	12/11/2020	100,000.00	2.000	652
EC1900553	239138	3030	LAURA VAN ANTWERP	12/13/2018	350,000.00	2.000	12/11/2020	350,000.00	2.000	652
EC1900561	239139	3030	TODD BATTSON	12/13/2018	149,910.00	2.000	12/11/2020	149,910.00	2.000	652
EC1900587	239140	3030	MICHAEL HALLABRIN	12/13/2018	181,678.00	2.000	12/11/2020	181,678.00	2.000	652
EC1900603	239141	3030	KAREN MURRAY	12/13/2018	143,500.00	2.000	12/11/2020	143,500.00	2.000	652
EC1900645	239142	3030	IRENE AND IHOR CHOMA AND	12/13/2018	75,700.00	2.000	12/11/2020	75,700.00	2.000	652
EC1900652	239143	3030	SETH AND CLARISSA JOHN SO	12/13/2018	174,831.40	2.000	12/11/2020	174,831.40	2.000	652
EC1900660	239144	3030	BARBARA BROCK	12/13/2018	53,035.00	2.000	12/11/2020	53,035.00	2.000	652
EC1900678	239145	3030	MATTHEW JOHNSON	12/13/2018	176,890.00	2.000	12/11/2020	176,890.00	2.000	652
EC1900686	239146	3030	MOLLY ROBERTSHAW	12/13/2018	75,000.00	2.000	12/11/2020	75,000.00	2.000	652
9128283L2	238118	1020	T 1 7-8 12-15-20	09/04/2018	24,572,265.63	1.875	12/15/2020	25,000,000.00	2.653	656
EC1900694	239171	3030	RYAN BERTHOLD	12/17/2018	56,000.00	2.000	12/17/2020	56,000.00	2.000	658
EC1900702	239172	3030	KIMBERLY AND PATRICK MCC	12/17/2018	75,000.00	2.000	12/17/2020	75,000.00	2.000	658
EC1900710	239173	3030	FRANK MYERS	12/17/2018	100,000.00	2.000	12/17/2020	100,000.00	2.000	658
EC1900728	239174	3030	BRANT CULLER	12/17/2018	73,625.00	2.000	12/17/2020	73,625.00	2.000	658
EC1900736	239175	3030	LYNN BREEN	12/17/2018	140,911.85	2.000	12/17/2020	140,911.85	2.000	658
EC1900744	239176	3030	ANNA BOWERS	12/17/2018	71,870.00	2.000	12/17/2020	71,870.00	2.000	658
EC1900751	239177	3030	GREG DENBY	12/17/2018	87,650.00	2.000	12/17/2020	87,650.00	2.000	658
EC1900769	239178	3030	TIMOTHY MEADE	12/17/2018	259,356.30	2.000	12/17/2020	259,356.30	2.000	658
EC1900777	239179	3030	THAD AND COLLEEN BREJ	12/17/2018	210,000.00	2.000	12/17/2020	210,000.00	2.000	658
EC1900785	239180	3030	MICHAEL BEAM	12/17/2018	207,095.00	2.000	12/17/2020	207,095.00	2.000	658
EC1900793	239181	3030	JOHN MARIUS	12/17/2018	350,000.00	2.000	12/17/2020	350,000.00	2.000	658
EC1900801	239182	3030	DAVID BLACKWOOD	12/17/2018	43,500.00	2.000	12/17/2020	43,500.00	2.000	658
EC1900819	239218	3030	MORGAN CHENG	12/19/2018	116,000.00	2.000	12/18/2020	116,000.00	2.000	659
EC1900827	239219	3030	MORGAN CHENG	12/19/2018	63,500.00	2.000	12/18/2020	63,500.00	2.000	659
EC1900835	239220	3030	RYAN BEERS	12/19/2018	144,500.00	2.000	12/18/2020	144,500.00	2.000	659
EC1900843	239221	3030	MICHAEL DAVIS	12/19/2018	125,000.00	2.000	12/18/2020	125,000.00	2.000	659
EC1900850	239222	3030	CRISTINA SHERER	12/19/2018	103,750.00	2.000	12/18/2020	103,750.00	2.000	659
EC1900868	239223	3030	TERRY BUCKENDAHL	12/19/2018	134,765.30	2.000	12/18/2020	134,765.30	2.000	659



Run Date: 3/5/2019 11:25:36 AM

Investments Outstanding As Of Date: 2/28/2019

## INVENTORY BY MATURITY REPORT

CUSIP	Investment #	Fund	Issuer	Purchase Date	Current Book	Current Rate	Maturity Date	Current Par	YTM	Days to Maturity
EC1900876	239224	3030	CARON AND CLAYTON KUGLE	12/19/2018	289,170.00	2.000	12/18/2020	289,170.00	2.000	659
EC1900884	239225	3030	PATRICIA SHIPLEY	12/19/2018	312,963.00	2.000	12/18/2020	312,963.00	2.000	659
EC1900892	239226	3030	FRANK AND BARBARA KLAN	12/19/2018	339,500.00	2.000	12/18/2020	339,500.00	2.000	659
EC1900900	239227	3030	LEE BROWN	12/19/2018	350,000.00	2.000	12/18/2020	350,000.00	2.000	659
EC1900918	239228	3030	JAY DOTSON	12/19/2018	125,000.00	2.000	12/18/2020	125,000.00	2.000	659
EC1900926	239229	3030	CHARLES WORKMAN	12/19/2018	50,000.00	2.000	12/18/2020	50,000.00	2.000	659
EC1900934	239230	3030	ERIC ANDOLINA	12/19/2018	350,000.00	2.000	12/18/2020	350,000.00	2.000	659
EC1900942	239231	3030	JOSEPH KICKEL AND PATRICI	12/19/2018	126,125.00	2.000	12/18/2020	126,125.00	2.000	659
LD1900330	239257	3050	ADVANCED HEATING AND CO	12/20/2018	287,500.00	2.000	12/18/2020	287,500.00	2.000	659
3134G9E52	227173	1010	FHLMC MEDIUM TER 1.330 12	06/30/2016	15,000,000.00	1.330	12/30/2020	15,000,000.00	1.330	671
912828N48	225774	1020	US TREASURY NOTE	03/16/2016	15,171,900.00	1.750	12/31/2020	15,000,000.00	1.501	672
912828N48	226848	1020	US TREASURY NOTE 1.750 12-	05/19/2016	15,273,600.00	1.750	12/31/2020	15,000,000.00	1.341	672
912828N48	231781	1020	T 1 3-4 12-31-20	06/21/2017	10,039,843.75	1.750	12/31/2020	10,000,000.00	1.633	672
LD1900348	239342	3050	HATCHERS GREENHOUSE INC	01/02/2019	320,000.00	2.250	01/01/2021	320,000.00	2.250	673
EC1900959	239373	3030	SHANE PASTERCHEK	01/04/2019	220,500.00	2.250	01/04/2021	220,500.00	2.250	676
EC1900967	239374	3030	RITA RICE	01/04/2019	31,500.00	2.250	01/04/2021	31,500.00	2.250	676
EC1900975	239375	3030	MICHAEL DURSCH	01/04/2019	64,500.00	2.250	01/04/2021	64,500.00	2.250	676
EC1900983	239376	3030	CAROL CARTER	01/04/2019	79,002.00	2.250	01/04/2021	79,002.00	2.250	676
EC1900991	239377	3030	JEFFREY BILLHIMER	01/04/2019	182,000.00	2.250	01/04/2021	182,000.00	2.250	676
EC1901007	239378	3030	JOSEPH PALLOTTO	01/04/2019	74,940.00	2.250	01/04/2021	74,940.00	2.250	676
EC1901015	239379	3030	JOHN ASMAR	01/04/2019	75,750.00	2.250	01/04/2021	75,750.00	2.250	676
LD1900355	239387	3050	EDDIES LAWN AND LANDSCAP	01/07/2019	39,250.00	2.250	01/07/2021	39,250.00	2.250	679
24422ETF6	225253	1030	JOHN DEERE CAPITAL CORP	01/26/2016	5,070,800.00	2.550	01/08/2021	5,000,000.00	2.246	680
LD1900363	239449	3050	DEBANALE PRINTING INC.	01/11/2019	18,636.18	2.250	01/11/2021	18,636.18	2.250	683
76116FAG2	179053	2000	REF CORP STRIP	11/28/2006	245,380.20	.000	01/15/2021	489,000.00	4.940	687
76116EFX3	179700	2000	REF CORP STRIP	01/31/2007	72,754.50	.000	01/15/2021	150,000.00	5.252	687
LD1900371	239478	3050	INDOOR ENVIRONMENTAL SP	01/15/2019	49,719.31	2.250	01/15/2021	49,719.31	2.250	687
LD1900389	239479	3050	INDOOR ENVIRONMENTAL SP	01/15/2019	32,162.48	2.250	01/15/2021	32,162.48	2.250	687
LD1900397	239480	3050	BROOKYS INC	01/15/2019	87,536.62	2.250	01/15/2021	87,536.62	2.250	687
LD1900405	239513	3050	E HALL FUNERAL HOME INC	01/17/2019	109,725.00	2.250	01/15/2021	109,725.00	2.250	687
LD1900413	239531	3050	VALCO INDUSTRIES INC.	01/18/2019	321,437.35	2.250	01/18/2021	321,437.35	2.250	690
3133EF3R6	226506	1010	FFCB DEBENTURE 1.600 1-19-	04/22/2016	9,977,400.00	1.600	01/19/2021	10,000,000.00	1.650	691
EC1901023	239552	3030	JEFFREY IWANSKI	01/22/2019	279,022.52	2.250	01/22/2021	279,022.52	2.250	694





Run Date: 3/5/2019 11:25:36 AM

Investments Outstanding As Of Date: 2/28/2019

INVENTORY BY MATURITY REPORT

CUSIP	Investment #	Fund	Issuer	Purchase Date	Current Book	Current Rate	Maturity Date	Current Par	YTM	Days to Maturity
LD1900421	239553	3050	CLOVERLEAF MECHANICAL LL	01/22/2019	30,105.91	2.250	01/22/2021	30,105.91	2.250	694
LD1900439	239637	3050	ADVANCED BUILDING RESTOR	01/28/2019	31,370.63	2.250	01/28/2021	31,370.63	2.250	700
91159HHL7	228644	1030	US BANCORP 2.350 1-29-21	11/18/2016	10,105,100.00	2.350	01/29/2021	10,000,000.00	2.087	701
91159HHL7	228775	1030	USB 2.35 01-29-21 MTN	12/05/2016	2,734,592.00	2.350	01/29/2021	2,725,000.00	2.260	701
912828N89	225452	1020	US TREASURY NOTE	02/12/2016	10,165,161.80	1.375	01/31/2021	10,000,000.00	1.033	703
912828N89	233006	1020	T 1 3-8 01-31-21	07/05/2017	9,880,468.75	1.375	01/31/2021	10,000,000.00	1.721	703
912828N89	234651	1020	T 1.375	12/26/2017	9,804,296.88	1.375	01/31/2021	10,000,000.00	2.030	703
912828N89	239195	1020	T 1 3-8 01-31-21	12/19/2018	24,334,960.94	1.375	01/31/2021	25,000,000.00	2.676	703
46513YBC1	235140	1010	ISRAEL BOND	02/15/2018	15,000,000.00	3.150	02/01/2021	15,000,000.00	3.150	704
742718EN5	233801	1030	PG 1.85 02-02-21	09/28/2017	3,671,278.40	1.850	02/02/2021	3,680,000.00	1.923	705
LD1900447	239698	3050	THE RIDGE INN	02/04/2019	235,723.52	2.250	02/04/2021	235,723.52	2.250	707
3133EG6N0	229583	1010	FFCB 1.94 02-09-21	02/16/2017	9,975,000.00	1.940	02/09/2021	10,000,000.00	2.006	712
LD1900454	239783	3050	NAILS 90 SPA LLC	02/11/2019	186,752.96	2.250	02/11/2021	186,752.96	2.250	714
LD1900462	239822	3050	B E DAVIS TRUCKING	02/14/2019	270,000.00	2.250	02/12/2021	270,000.00	2.250	715
LD1900470	239823	3050	B E DAVIS TRUCKING LLC	02/14/2019	101,283.50	2.250	02/12/2021	101,283.50	2.250	715
912833LC2	180368	2000	US TREASURY STRIP	04/03/2007	25,342.00	.000	02/15/2021	50,000.00	4.960	718
912833LC2	180520	2000	US TREASURY STRIP	04/12/2007	50,081.00	.000	02/15/2021	100,000.00	5.058	718
912833LC2	180736	2000	US TREASURY STRIP	04/30/2007	50,938.00	.000	02/15/2021	100,000.00	4.950	718
912833LC2	184838	2000	US TREASURY STRIP	02/28/2008	5,510.45	.000	02/15/2021	10,000.00	4.650	718
912833LC2	185228	2000	US TREASURY STRIP	03/27/2008	5,780.00	.000	02/15/2021	10,000.00	4.299	718
912833LC2	185271	2000	US TREASURY STRIP	03/28/2008	28,610.50	.000	02/15/2021	50,000.00	4.380	718
912833LC2	185597	2000	US TREASURY STRIP	04/16/2008	29,111.00	.000	02/15/2021	50,000.00	4.260	718
912833LC2	185616	2000	US TREASURY STRIP	04/16/2008	5,820.00	.000	02/15/2021	10,000.00	4.263	718
912833LC2	185883	2000	US TREASURY STRIP	04/28/2008	13,968.00	.000	02/15/2021	25,000.00	4.600	718
912833LC2	190597	2000	US TREASURY STRIP	02/27/2009	31,722.00	.000	02/15/2021	50,000.00	3.839	718
912833LC2	190828	2000	US TREASURY STRIP	03/20/2009	31,565.00	.000	02/15/2021	50,000.00	3.900	718
912833LC2	190954	2000	US TREASURY STRIP	03/30/2009	64,312.00	.000	02/15/2021	100,000.00	3.750	718
912833LC2	191120	2000	US TREASURY STRIP	04/13/2009	3,300.00	.000	02/15/2021	5,000.00	3.540	718
912833LC2	191207	2000	US TREASURY STRIP	04/16/2009	31,873.50	.000	02/15/2021	50,000.00	3.841	718
912833LC2	191858	2000	US TREASURY STRIP	04/24/2009	32,170.00	.000	02/15/2021	50,000.00	3.768	718
912833LC2	194855	2000	US TREASURY STRIP	02/08/2010	63,118.00	.000	02/15/2021	100,000.00	4.220	718
912833LC2	195181	2000	US TREASURY STRIP	03/03/2010	31,812.50	.000	02/15/2021	50,000.00	4.170	718
912833LC2	195388	2000	US TREASURY STRIP	03/12/2010	63,368.00	.000	02/15/2021	100,000.00	4.217	718



Run Date: 3/5/2019 11:25:36 AM

Investments Outstanding As Of Date: 2/28/2019

INVENTORY BY MATURITY REPORT

CUSIP	Investment #	Fund	Issuer	Purchase Date	Current Book	Current Rate	Maturity Date	Current Par	YTM	Days to Maturity
912833LC2	195857	2000	US TREASURY STRIP	04/08/2010	31,662.00	.000	02/15/2021	50,000.00	4.253	718
912833LC2	196882	2000	US TREASURY STRIP	04/30/2010	32,074.50	.000	02/15/2021	50,000.00	4.155	718
912833LC2	203856	2000	US TREASURY STRIP	02/28/2011	34,580.50	.000	02/15/2021	50,000.00	3.735	718
912833LC2	204503	2000	US TREASURY STRIP	04/12/2011	68,998.00	.000	02/15/2021	100,000.00	3.805	718
912833LC2	205416	2000	US TREASURY STRIP	05/05/2011	70,839.00	.000	02/15/2021	100,000.00	3.556	718
912833LC2	208699	2000	US TREASURY STRIP	02/16/2012	42,196.00	.000	02/15/2021	50,000.00	1.895	718
912833LC2	208870	2000	US TREASURY STRIP	03/05/2012	84,535.00	.000	02/15/2021	100,000.00	1.886	718
912833LC2	209009	2000	US TREASURY STRIP	03/19/2012	41,036.00	.000	02/15/2021	50,000.00	2.230	718
912833LC2	209134	2000	US TREASURY STRIP	04/05/2012	41,463.00	.000	02/15/2021	50,000.00	2.124	718
912833LC2	209926	2000	US TREASURY STRIP	04/30/2012	42,358.00	.000	02/15/2021	50,000.00	1.895	718
912833LC2	213283	2000	US TREASURY STRIP	03/25/2013	44,158.00	.000	02/15/2021	50,000.00	1.580	718
912833LC2	213358	2000	US TREASURY STRIP	03/28/2013	88,417.00	.000	02/15/2021	100,000.00	1.567	718
912833LC2	213435	2000	US TREASURY STRIP	04/04/2013	44,537.00	.000	02/15/2021	50,000.00	1.476	718
912833LC2	213502	2000	US TREASURY STRIP	04/12/2013	89,674.00	.000	02/15/2021	100,000.00	1.394	718
912833LC2	214253	2000	US TREASURY STRIP	05/02/2013	90,189.00	.000	02/15/2021	100,000.00	1.330	718
912833LC2	216908	2000	US TREASURY STRIP	03/21/2014	214,645.00	.000	02/15/2021	250,000.00	2.220	718
912833LC2	220873	2000	US TREASURY STRIP	02/13/2015	36,047.60	.000	02/15/2021	40,000.00	1.740	718
912833LC2	222347	2000	US TREASURY STRIP	04/30/2015	36,513.20	.000	02/15/2021	40,000.00	1.580	718
880591EL2	225521	1010	TVA DEBENTURE	02/19/2016	16,757,550.00	3.875	02/15/2021	15,000,000.00	1.433	718
912833LC2	225727	2000	USTREASURYSTRIP	03/17/2016	37,035.60	.000	02/15/2021	40,000.00	1.573	718
912833LC2	225755	2000	USTREASURYSTRIP	03/17/2016	16,891.65	.000	02/15/2021	18,250.00	1.580	718
912833LC2	229649	2000	S 0 02-15-21	02/24/2017	48,386.52	.000	02/15/2021	52,000.00	1.820	718
912833LC2	230015	2000	S 0 02-15-21	03/24/2017	371,992.00	.000	02/15/2021	400,000.00	1.871	718
912833LC2	230129	2000	S 0 02-15-21	03/30/2017	233,080.00	.000	02/15/2021	250,000.00	1.814	718
912833LC2	230233	2000	S 0 02-15-21	04/06/2017	46,728.50	.000	02/15/2021	50,000.00	1.760	718
912833LC2	230351	2000	S 0 02-15-21	04/17/2017	37,473.60	.000	02/15/2021	40,000.00	1.710	718
912833LC2	230986	2000	S 0 02-15-21	04/28/2017	234,420.00	.000	02/15/2021	250,000.00	1.700	718
912833LC2	235195	2000	S 0 02-15-21	02/15/2018	37,403.20	.000	02/15/2021	40,000.00	2.250	718
912833LC2	235364	2000	S 0 02-15-21	03/01/2018	37,348.00	.000	02/15/2021	40,000.00	2.330	718
912833LC2	235390	2000	S 0 02-15-21	03/01/2018	37,331.20	.000	02/15/2021	40,000.00	2.345	718
912833LC2	235449	2000	S 0 02-15-21	03/05/2018	186,406.00	.000	02/15/2021	200,000.00	2.400	718
912833LC2	235522	2000	S 0 02-15-21	03/08/2018	37,359.60	.000	02/15/2021	40,000.00	2.335	718
912833LC2	236304	2000	S 0 02-15-21	04/26/2018	37,223.20	.000	02/15/2021	40,000.00	2.580	718



Run Date: 3/5/2019 11:25:36 AM

Investments Outstanding As Of Date: 2/28/2019

INVENTORY BY MATURITY REPORT

CUSIP	Investment #	Fund	Issuer	Purchase Date	Current Book	Current Rate	Maturity Date	Current Par	YTM	Days to Maturity
3130A7CV5	225798	1010	FHLB DEBENTURE	03/18/2016	9,945,200.00	1.375	02/18/2021	10,000,000.00	1.491	721
3130A7CV5	226542	1010	FHLB DEBENTURE 1.375 2-18-	04/25/2016	9,973,500.00	1.375	02/18/2021	10,000,000.00	1.432	721
459200JF9	230171	1030	IBM 2 1-4 02-19-21	04/03/2017	5,026,250.00	2.250	02/19/2021	5,000,000.00	2.108	722
LD1900488	239899	3050	JA MCMAHON INC	02/22/2019	400,000.00	2.250	02/22/2021	400,000.00	2.250	725
LD1900496	239900	3050	SADLER CORPORATION	02/22/2019	60,112.97	2.250	02/22/2021	60,112.97	2.250	725
037833BS8	228867	1030	AAPL 2 1-4 02-23-21	12/16/2016	10,006,900.00	2.250	02/23/2021	10,000,000.00	2.232	726
EC1901031	239914	3030	THOMAS AND JENNIFER WHIT	02/25/2019	84,238.80	2.250	02/25/2021	84,238.80	2.250	728
EC1901049	239915	3030	JEREMY FRANCIS	02/25/2019	333,060.00	2.250	02/25/2021	333,060.00	2.250	728
EC1901056	239916	3030	DARIN WEST	02/25/2019	185,000.00	2.250	02/25/2021	185,000.00	2.250	728
EC1901064	239917	3030	JAMES AND TAMMY LUNSFOR	02/25/2019	125,000.00	2.250	02/25/2021	125,000.00	2.250	728
EC1901072	239918	3030	RODNEY NORMAN	02/25/2019	209,790.00	2.250	02/25/2021	209,790.00	2.250	728
EC1901080	239919	3030	TIMOTHY MCGRATH	02/25/2019	167,862.00	2.250	02/25/2021	167,862.00	2.250	728
3136G2YP6	225423	1010	FNMA DEBENTURE	02/26/2016	15,326,250.00	1.875	02/26/2021	15,000,000.00	1.423	729
EC1901148	239955	3030	GEORGE MIHALACHIOAIE	02/27/2019	350,000.00	2.250	02/26/2021	350,000.00	2.250	729
EC1901130	239956	3030	CHRISTOPHER J AND ANGELA	02/27/2019	60,000.00	2.250	02/26/2021	60,000.00	2.250	729
EC1901122	239957	3030	DARRYL MCGINTY	02/27/2019	30,972.00	2.250	02/26/2021	30,972.00	2.250	729
EC1901114	239958	3030	ROBERT MILLER	02/27/2019	350,000.00	2.250	02/26/2021	350,000.00	2.250	729
EC1901106	239959	3030	HOWARD HEVEKER	02/27/2019	44,285.00	2.250	02/26/2021	44,285.00	2.250	729
EC1901098	239960	3030	BRADLEY ROMER	02/27/2019	182,500.85	2.250	02/26/2021	182,500.85	2.250	729
912828P87	226912	1020	US TREASURY NOTE 1.125 2-2	05/25/2016	14,813,671.88	1.125	02/28/2021	15,000,000.00	1.395	731
912828P87	228850	1020	T 1 1-8 02-28-21	12/12/2016	14,619,140.63	1.125	02/28/2021	15,000,000.00	1.752	731
30231GAV4	225840	1030	EXXON MOBIL CORPORATION	03/28/2016	5,066,000.00	2.222	03/01/2021	5,000,000.00	1.940	732
478160BS2	226025	1030	JOHNSON & JOHNSO 1.650 3-	04/18/2016	1,502,329.44	1.650	03/01/2021	1,488,000.00	1.444	732
30231GAV4	229912	1030	XOM 2.222 03-01-21	03/15/2017	4,975,000.00	2.222	03/01/2021	5,000,000.00	2.355	732
313382K69	226556	1010	FHLB DEBENTURE 1.750 3-12-	04/27/2016	7,089,180.00	1.750	03/12/2021	7,000,000.00	1.478	743
3134A4BT0	178680	2000	FHLMC STRIP	10/31/2006	1,565,318.96	.000	03/15/2021	3,286,000.00	5.227	746
31364DNW2	128968	2000	FNMA STRIP	02/07/2000	918,760.00	.000	03/23/2021	4,000,000.00	7.087	754
3133EFR82	226793	1010	FFCB DEBENTURE 1.850 3-23-	05/13/2016	10,050,000.00	1.850	03/23/2021	10,000,000.00	1.742	754
3136G4AZ6	228043	1010	FNMA DEBENTURE 1.480 3-29	09/29/2016	10,000,000.00	1.480	03/29/2021	10,000,000.00	1.480	760
3136G37H2	227991	1010	FNMA DEBENTURE 1.500 3-30	09/30/2016	10,000,000.00	1.500	03/30/2021	10,000,000.00	1.500	761
912828Q37	225905	1020	US TREASURY NOTE	04/01/2016	14,995,312.50	1.250	03/31/2021	15,000,000.00	1.256	762
912828Q37	226846	1020	US TREASURY NOTE 1.250 3-3	05/19/2016	9,960,937.50	1.250	03/31/2021	10,000,000.00	1.333	762
912828Q37	228301	1020	US TREASURY NOTE 1.250 3-3	10/13/2016	14,961,914.06	1.250	03/31/2021	15,000,000.00	1.309	762



Run Date: 3/5/2019 11:25:36 AM

Investments Outstanding As Of Date: 2/28/2019

INVENTORY BY MATURITY REPORT

CUSIP	Investment #	Fund	Issuer	Purchase Date	Current Book	Current Rate	Maturity Date	Current Par	YTM	Days to Maturity
46513CSU1	225998	1010	ISRAEL BOND	04/15/2016	7,500,000.00	2.690	04/01/2021	7,500,000.00	2.690	763
46513CTU0	225999	1010	ISRAEL FLOATER	04/15/2016	7,500,000.00	3.600	04/01/2021	7,500,000.00	3.600	763
3133EHC68	233845	1010	FFCB 1.88 04-05-21	10/05/2017	15,000,000.00	1.880	04/05/2021	15,000,000.00	1.880	767
713448DX3	234880	1030	PEP 2 04-15-21	01/23/2018	8,312,302.80	2.000	04/15/2021	8,440,000.00	2.490	777
9128284G2	236445	1020	T 2 3-8 04-15-21	04/25/2018	9,923,437.50	2.375	04/15/2021	10,000,000.00	2.644	777
3133EF4D6	226381	1010	FFCB DEBENTURE 1.620 4-20-	04/21/2016	12,487,500.00	1.620	04/20/2021	12,500,000.00	1.641	782
912828Q78	226800	1020	US TREASURY NOTE 1.375 4-3	05/16/2016	15,089,062.50	1.375	04/30/2021	15,000,000.00	1.251	792
912828Q78	234894	1020	T 1 3-8 04-30-21	01/23/2018	9,723,437.50	1.375	04/30/2021	10,000,000.00	2.257	792
3133EGC78	228449	1010	FFCB DEBENTURE 1.490 5-03-	11/03/2016	9,987,500.00	1.490	05/03/2021	10,000,000.00	1.519	795
3133EGC78	229056	1010	FFCB 1.49 05-03-21	01/05/2017	10,075,839.20	1.490	05/03/2021	10,280,000.00	1.971	795
3133EGC78	233709	1010	FFCB 1.49 05-03-21	09/19/2017	4,952,500.00	1.490	05/03/2021	5,000,000.00	1.762	795
037833AR1	228776	1030	AAPL 2.85 05-06-21	12/05/2016	3,171,018.30	2.850	05/06/2021	3,097,000.00	2.278	798
3135GOK69	228799	1010	FNMA 1 1-4 05-06-21	12/05/2016	9,762,300.00	1.250	05/06/2021	10,000,000.00	1.812	798
31358C7V2	178652	2000	FNMA STRIP	10/27/2006	2,283,419.60	.000	05/15/2021	4,895,000.00	5.309	807
912833LDO	181167	2000	US TREASURY STRIP	05/31/2007	24,490.50	.000	05/15/2021	50,000.00	5.180	807
912833LDO	181415	2000	US TREASURY STRIP	06/26/2007	23,777.50	.000	05/15/2021	50,000.00	5.425	807
912833LDO	181556	2000	US TREASURY STRIP	07/06/2007	24,218.50	.000	05/15/2021	50,000.00	5.300	807
912833LDO	181862	2000	US TREASURY STRIP	07/30/2007	49,258.00	.000	05/15/2021	100,000.00	5.200	807
912833LDO	182552	2000	US TREASURY STRIP	09/25/2007	50,030.00	.000	05/15/2021	100,000.00	5.143	807
912833LDO	186334	2010	US TREASURY STRIP	05/22/2008	4,162,709.74	.000	05/15/2021	7,538,000.00	4.627	807
912833LDO	186420	2000	US TREASURY STRIP	05/27/2008	27,829.00	.000	05/15/2021	50,000.00	4.570	807
912833LDO	186665	2000	US TREASURY STRIP	06/09/2008	13,735.75	.000	05/15/2021	25,000.00	4.685	807
912833LDO	187228	2000	US TREASURY STRIP	07/11/2008	5,596.70	.000	05/15/2021	10,000.00	4.570	807
912833LDO	192216	2000	US TREASURY STRIP	05/13/2009	90,420.00	.000	05/15/2021	150,000.00	4.261	807
912833LDO	193235	2000	US TREASURY STRIP	08/18/2009	29,674.86	.000	05/15/2021	50,000.00	4.493	807
912833LDO	197100	2000	US TREASURY STRIP	05/11/2010	196,327.15	.000	05/15/2021	306,000.00	4.071	807
912833LDO	197195	2000	US TREASURY STRIP	05/14/2010	16,078.75	.000	05/15/2021	25,000.00	4.052	807
912833LDO	198375	2000	US TREASURY STRIP	06/30/2010	34,237.00	.000	05/15/2021	50,000.00	3.513	807
912833LDO	198701	2000	US TREASURY STRIP	07/13/2010	68,000.00	.000	05/15/2021	100,000.00	3.590	807
912833LDO	205475	2000	US TREASURY STRIP	05/09/2011	70,191.00	.000	05/15/2021	100,000.00	3.565	807
912833LDO	206120	2000	US TREASURY STRIP	06/13/2011	72,981.00	.000	05/15/2021	100,000.00	3.200	807
912833LDO	206334	2000	US TREASURY STRIP	06/23/2011	36,345.00	.000	05/15/2021	50,000.00	3.250	807
912833LDO	206372	2000	US TREASURY STRIP	06/27/2011	36,334.50	.000	05/15/2021	50,000.00	3.257	807



Run Date: 3/5/2019 11:25:36 AM

Investments Outstanding As Of Date: 2/28/2019

INVENTORY BY MATURITY REPORT

CUSIP	Investment #	Fund	Issuer	Purchase Date	Current Book	Current Rate	Maturity Date	Current Par	YTM	Days to Maturity
912833LDO	210179	2000	US TREASURY STRIP	05/16/2012	42,577.50	.000	05/15/2021	50,000.00	1.794	807
912833LDO	210394	2000	US TREASURY STRIP	06/06/2012	44,089.50	.000	05/15/2021	50,000.00	1.412	807
912833LDO	210600	2000	US TREASURY STRIP	06/25/2012	43,385.50	.000	05/15/2021	50,000.00	1.603	807
912833LDO	214704	2000	US TREASURY STRIP	06/17/2013	43,053.00	.000	05/15/2021	50,000.00	1.900	807
912833LDO	218183	2000	US TREASURY STRIP	06/26/2014	42,831.50	.000	05/15/2021	50,000.00	2.260	807
912833LDO	218209	2000	US TREASURY STRIP	06/27/2014	42,770.00	.000	05/15/2021	50,000.00	2.282	807
912833LDO	218579	2000	US TREASURY STRIP	07/31/2014	43,111.00	.000	05/15/2021	50,000.00	2.195	807
912833LDO	222623	2000	US TREASURY STRIP	05/21/2015	223,615.00	.000	05/15/2021	250,000.00	1.873	807
912833LDO	226886	2000	US TREASURY STRI ZERO-% 5	05/26/2016	111,685.20	.000	05/15/2021	120,000.00	1.450	807
912833LDO	227313	2000	US TREASURY STRI ZERO-% 5	07/15/2016	47,474.50	.000	05/15/2021	50,000.00	1.075	807
912833LDO	227497	2000	US TREASURY STRI ZERO-% 5	07/29/2016	37,859.60	.000	05/15/2021	40,000.00	1.150	807
912833LDO	227668	2000	US TREASURY STRI ZERO-% 5	08/12/2016	94,623.00	.000	05/15/2021	100,000.00	1.165	807
912833LDO	231303	2000	S 0 05-15-21	05/11/2017	37,187.60	.000	05/15/2021	40,000.00	1.826	807
912833LDO	231585	2000	S 0 05-15-21	06/02/2017	37,412.00	.000	05/15/2021	40,000.00	1.700	807
9128284P2	236992	1020	T 2 5-8 05-15-21	06/08/2018	14,987,109.38	2.625	05/15/2021	15,000,000.00	2.655	807
912833LDO	237030	2000	S 0 05-15-21	06/14/2018	37,020.40	.000	05/15/2021	40,000.00	2.670	807
912833LDO	237315	2000	S 0 05-15-21	07/06/2018	37,113.20	.000	05/15/2021	40,000.00	2.638	807
912833LDO	237408	2000	S 0 05-15-21	07/12/2018	37,084.40	.000	05/15/2021	40,000.00	2.680	807
166764BG4	229491	1030	CVX 2.1 05-16-21	02/09/2017	12,151,448.20	2.100	05/16/2021	12,245,000.00	2.288	808
3133EGAH8	229188	1010	FFCB 1.55 05-17-21	01/18/2017	9,875,000.00	1.550	05/17/2021	10,000,000.00	1.852	809
3130A9X48	228462	1010	FHLB MULTI STEP 2.000 5-18-	11/18/2016	14,996,250.00	2.000	05/18/2021	15,000,000.00	2.009	810
458140AWO	226807	1030	INTEL CORP 1.700 5-19-21	05/19/2016	9,988,500.00	1.700	05/19/2021	10,000,000.00	1.724	811
91159HHA1	230386	1030	USB 4 1-8 05-24-21 MTN	04/19/2017	10,746,700.00	4.125	05/24/2021	10,000,000.00	2.208	816
912828R77	227129	1020	US TREASURY NOTE 1.375 5-3	06/24/2016	15,112,500.00	1.375	05/31/2021	15,000,000.00	1.218	823
912828R77	229027	1020	T 1 3-8 05-31-21	12/30/2016	14,671,875.00	1.375	05/31/2021	15,000,000.00	1.893	823
912828S27	227261	1020	US TREASURY NOTE 1.125 6-3	07/08/2016	15,123,046.88	1.125	06/30/2021	15,000,000.00	.956	853
912828S27	228259	1020	US TREASURY NOTE 1.125 6-3	10/11/2016	14,886,328.13	1.125	06/30/2021	15,000,000.00	1.291	853
912828S27	233562	1020	T 1 1-8 06-30-21	09/01/2017	14,748,046.88	1.125	06/30/2021	15,000,000.00	1.579	853
02665WBF7	227542	1030	AMERICAN HONDA F 1.650 7-	08/01/2016	8,493,051.75	1.650	07/12/2021	8,475,000.00	1.605	865
912828Y20	237686	1020	T 2 5-8 07-15-21	08/02/2018	9,955,859.38	2.625	07/15/2021	10,000,000.00	2.782	868
3136G3D93	227329	1010	FNMA MULTI STEP .625 7-20-	07/20/2016	15,000,000.00	1.600	07/20/2021	15,000,000.00	1.600	873
3136G3D77	227330	1010	FNMA MULTI STEP 1.625 7-20	07/20/2016	15,000,000.00	1.625	07/20/2021	15,000,000.00	1.625	873
949746SA0	227443	1030	WELLS FARGO & CO 2.100 7-2	07/26/2016	5,005,000.00	2.100	07/26/2021	5,000,000.00	2.079	879



Run Date: 3/5/2019 11:25:36 AM

Investments Outstanding As Of Date: 2/28/2019

INVENTORY BY MATURITY REPORT

CUSIP	Investment #	Fund	Issuer	Purchase Date	Current Book	Current Rate	Maturity Date	Current Par	YTM	Days to Maturity
3136G3XZ3	227239	1010	FNMA DEBENTURE 1.500 7-28	07/28/2016	15,000,000.00	1.500	07/28/2021	15,000,000.00	1.500	881
3134GSSL0	237483	1010	FHLMC 2 1-2 07-30-21 0000	07/30/2018	15,000,000.00	2.500	07/30/2021	15,000,000.00	2.500	883
912828S76	227654	1020	US TREASURY NOTE 1.125 7-3	08/09/2016	14,995,898.44	1.125	07/31/2021	15,000,000.00	1.131	884
912828S76	229079	1020	T 1 1-8 07-31-21	01/09/2017	19,359,375.00	1.125	07/31/2021	20,000,000.00	1.861	884
912828S76	239551	1020	T 1 1-8 07-31-21	01/23/2019	14,472,070.31	1.125	07/31/2021	15,000,000.00	2.575	884
594918BP8	227710	1030	MICROSOFT CORP 1.550 8-08-	08/16/2016	10,022,000.00	1.550	08/08/2021	10,000,000.00	1.504	892
3134G94E4	227529	1010	FHLMC DEBENTURE 1.500 8-1	08/10/2016	10,000,000.00	1.500	08/10/2021	10,000,000.00	1.500	894
912833LE8	178333	2000	US TREASURY STRIP	10/04/2006	24,277.50	.000	08/15/2021	50,000.00	4.920	899
912833LE8	178587	2000	US TREASURY STRIP	10/26/2006	65,704.56	.000	08/15/2021	138,000.00	5.076	899
912833LE8	178997	2000	US TREASURY STRIP	11/28/2006	24,808.50	.000	08/15/2021	50,000.00	4.820	899
912833LE8	182221	2000	US TREASURY STRIP	08/28/2007	49,631.00	.000	08/15/2021	100,000.00	5.080	899
912833LE8	182757	2000	US TREASURY STRIP	10/05/2007	50,705.00	.000	08/15/2021	100,000.00	4.960	899
912833LE8	188068	2000	US TREASURY STRIP	09/15/2008	29,050.00	.000	08/15/2021	50,000.00	4.249	899
912833LE8	188163	2010	US TREASURY STRIP	09/22/2008	339,684.48	.000	08/15/2021	576,000.00	4.137	899
912833LE8	193254	2000	US TREASURY STRIP	08/18/2009	58,879.25	.000	08/15/2021	100,000.00	4.466	899
912833LE8	199561	2000	US TREASURY STRIP	08/13/2010	34,594.00	.000	08/15/2021	50,000.00	3.375	899
912833LE8	200624	2000	US TREASURY STRIP	09/24/2010	71,034.00	.000	08/15/2021	100,000.00	3.165	899
912833LE8	207491	2000	US TREASURY STRIP	09/23/2011	40,528.50	.000	08/15/2021	50,000.00	2.134	899
912833LE8	207861	2000	US TREASURY STRIP	10/31/2011	79,323.00	.000	08/15/2021	100,000.00	2.380	899
912833LE8	207914	2000	US TREASURY STRIP	11/03/2011	39,611.50	.000	08/15/2021	50,000.00	2.395	899
912833LE8	211240	2000	US TREASURY STRIP	08/17/2012	43,207.00	.000	08/15/2021	50,000.00	1.630	899
912833LE8	211300	2000	US TREASURY STRIP	08/22/2012	85,578.00	.000	08/15/2021	100,000.00	1.742	899
912833LE8	215295	2000	US TREASURY STRIP	08/16/2013	41,120.00	.000	08/15/2021	50,000.00	2.460	899
912833LE8	215618	2000	US TREASURY STRIP	09/26/2013	41,365.50	.000	08/15/2021	50,000.00	2.419	899
912833LE8	215882	2000	US TREASURY STRIP	11/01/2013	84,203.00	.000	08/15/2021	100,000.00	2.220	899
912833LE8	218837	2000	US TREASURY STRIP	08/28/2014	344,292.00	.000	08/15/2021	400,000.00	2.165	899
912833LE8	219029	2000	US TREASURY STRIP	09/18/2014	85,300.00	.000	08/15/2021	100,000.00	2.315	899
912833LE8	219289	2000	US TREASURY STRIP	10/17/2014	35,012.00	.000	08/15/2021	40,000.00	1.960	899
912833LE8	224321	2000	USTREASURYSTRI	10/08/2015	90,856.00	.000	08/15/2021	100,000.00	1.645	899
912833LE8	224483	2000	USTREASURYSTRI	10/22/2015	90,730.00	.000	08/15/2021	100,000.00	1.680	899
912833LE8	224552	2000	USTREASURYSTRI	10/29/2015	36,226.00	.000	08/15/2021	40,000.00	1.717	899
912833LE8	228089	2000	US TREASURY STRI ZERO-% 8	09/23/2016	47,019.00	.000	08/15/2021	50,000.00	1.260	899
912833LE8	228285	2000	US TREASURY STRI ZERO-% 8	10/14/2016	234,192.50	.000	08/15/2021	250,000.00	1.355	899



Run Date: 3/5/2019 11:25:36 AM

Investments Outstanding As Of Date: 2/28/2019

INVENTORY BY MATURITY REPORT

CUSIP	Investment #	Fund	Issuer	Purchase Date	Current Book	Current Rate	Maturity Date	Current Par	YTM	Days to Maturity
46623EKG3	228712	1030	JP MORGAN CHASE & CO	11/28/2016	7,971,163.20	2.295	08/15/2021	8,085,000.00	2.614	899
912833LE8	234128	2000	S 0 08-15-21	10/26/2017	37,293.60	.000	08/15/2021	40,000.00	1.850	899
912833LE8	234152	2000	S 0 08-15-21	10/26/2017	46,634.50	.000	08/15/2021	50,000.00	1.840	899
912833LE8	234187	2000	S 0 08-15-21	10/27/2017	23,309.75	.000	08/15/2021	25,000.00	1.850	899
912833LE8	237890	2000	S 0 08-15-21	08/23/2018	110,886.00	.000	08/15/2021	120,000.00	2.670	899
912833LE8	237917	2000	S 0 08-15-21	08/23/2018	36,972.80	.000	08/15/2021	40,000.00	2.660	899
912833LE8	237930	2000	S 0 08-15-21	08/23/2018	231,005.00	.000	08/15/2021	250,000.00	2.671	899
912833LE8	238207	2000	S 0 08-15-21	09/13/2018	36,922.00	.000	08/15/2021	40,000.00	2.760	899
912833LE8	238692	2000	S 0 08-15-21	10/25/2018	368,308.00	.000	08/15/2021	400,000.00	2.962	899
3134GACC6	227687	1010	FHLMC MULTI STEP .600 8-23-	08/23/2016	15,000,000.00	1.770	08/23/2021	15,000,000.00	1.770	907
3130A9B34	227877	1010	FHLB MULTI STEP .750 8-24-2	09/08/2016	15,000,000.00	1.620	08/24/2021	15,000,000.00	1.620	908
9128282F6	227998	1020	US TREASURY NOTE 1.125 8-3	09/13/2016	14,932,031.25	1.125	08/31/2021	15,000,000.00	1.219	915
9128282F6	233563	1020	T 1 1-8 08-31-21	09/01/2017	14,724,609.38	1.125	08/31/2021	15,000,000.00	1.601	915
191216BY5	227911	1030	COCA COLA COMPAN 1.550 9-	09/02/2016	5,005,500.00	1.550	09/01/2021	5,000,000.00	1.527	916
02665WBG5	227974	1030	AMERICAN HONDA F 1.700 9-	09/12/2016	10,001,400.00	1.700	09/09/2021	10,000,000.00	1.697	924
3130ACF33	234123	1010	FHLB 1 7-8 09-13-21	10/24/2017	9,946,000.00	1.875	09/13/2021	10,000,000.00	2.020	928
3134A4BU7	178679	2000	FHLMC STRIP	10/31/2006	3,050,379.20	.000	09/15/2021	6,590,000.00	5.247	930
3134A4BU7	178682	2000	FHLMC STRIP	10/31/2006	192,822.21	.000	09/15/2021	421,000.00	5.320	930
88579YAU5	228041	1030	3 M CO 1.625 9-19-21	09/20/2016	7,035,700.00	1.625	09/19/2021	7,000,000.00	1.519	934
48128GW30	238337	1030	JPM Float 09-21-21 000B	09/21/2018	10,000,000.00	2.827	09/21/2021	10,000,000.00	2.827	936
3130A9H61	228005	1010	FHLB MULTI STEP 2.000 9-29-	09/29/2016	15,000,000.00	2.000	09/29/2021	15,000,000.00	2.000	944
912828T34	228217	1020	US TREASURY NOTE 1.125 9-3	10/05/2016	14,950,781.25	1.125	09/30/2021	15,000,000.00	1.193	945
912828T34	228247	1020	US TREASURY NOTE 1.125 9-3	10/07/2016	9,933,593.75	1.125	09/30/2021	10,000,000.00	1.263	945
458140AJ9	228372	1030	INTEL CORP 3.300 10-01-21	10/24/2016	5,681,004.16	3.300	10/01/2021	5,288,000.00	1.723	946
3133EHOM8	233458	1010	FFCB 1.95 10-05-21	08/23/2017	10,000,000.00	1.950	10/05/2021	10,000,000.00	1.950	950
713448DL9	228221	1030	PEPSICO INC 1.700 10-06-21	10/07/2016	9,992,400.00	1.700	10/06/2021	10,000,000.00	1.716	951
713448DL9	229858	1030	PEP 1.7 10-06-21	03/10/2017	6,796,230.00	1.700	10/06/2021	7,000,000.00	2.375	951
3135G0O89	228353	1010	FNMA DEBENTURE 1.375 10-0	10/19/2016	9,979,000.00	1.375	10/07/2021	10,000,000.00	1.419	952
3135G0O89	228730	1010	FNMA DEBENTURE	11/25/2016	4,869,375.00	1.375	10/07/2021	5,000,000.00	1.940	952
3134GBQ70	233959	1010	FHLMC 2 10-12-21 0000	10/12/2017	4,998,600.00	2.000	10/12/2021	5,000,000.00	2.007	957
36962G5J9	231787	1030	GE 4.65 10-17-21 MTN	06/23/2017	11,069,500.00	4.650	10/17/2021	10,000,000.00	2.048	962
3130ACLN2	233941	1010	FHLB 2 10-26-21 0002	10/26/2017	5,000,000.00	2.000	10/26/2021	5,000,000.00	2.000	971
912828T67	228446	1020	US TREASURY NOTE 1.250 10-	10/31/2016	9,967,968.75	1.250	10/31/2021	10,000,000.00	1.316	976



Run Date: 3/5/2019 11:25:36 AM

Investments Outstanding As Of Date: 2/28/2019

INVENTORY BY MATURITY REPORT

CUSIP	Investment #	Fund	Issuer	Purchase Date	Current Book	Current Rate	Maturity Date	Current Par	YTM	Days to Maturity
912828T67	228604	1020	US TREASURY NOTE 1.250 10-	11/10/2016	9,888,671.88	1.250	10/31/2021	10,000,000.00	1.483	976
912828T67	228898	1020	T 1 1-4 10-31-21	12/19/2016	9,622,656.25	1.250	10/31/2021	10,000,000.00	2.069	976
459200HA2	231391	1030	IBM 2.9 11-01-21	05/18/2017	5,146,600.00	2.900	11/01/2021	5,000,000.00	2.205	977
3133EHN58	234246	1010	FFCB 2.14 11-01-21	11/01/2017	5,000,000.00	2.140	11/01/2021	5,000,000.00	2.140	977
742718EQ8	228540	1030	PROCTER & GAMBLE 1.700 11	11/08/2016	5,015,250.00	1.700	11/03/2021	5,000,000.00	1.636	979
742718EQ8	228769	1030	PG 1.7 11-03-21	12/02/2016	1,509,939.20	1.700	11/03/2021	1,532,000.00	2.009	979
3134GBJV5	231215	1010	FHLMC 1 1-4 11-10-21	05/10/2017	4,996,000.00	2.350	11/10/2021	5,000,000.00	2.374	986
912833LF5	179295	2000	US TREASURY STRIP	12/18/2006	122,757.50	.000	11/15/2021	250,000.00	4.828	991
912833LF5	179701	2000	US TREASURY STRIP	01/31/2007	70,956.00	.000	11/15/2021	150,000.00	5.127	991
912833LF5	183731	2000	US TREASURY STRIP	12/05/2007	26,815.00	.000	11/15/2021	50,000.00	4.518	991
912833LF5	183938	2000	US TREASURY STRIP	12/19/2007	51,285.00	.000	11/15/2021	100,000.00	4.860	991
912833LF5	184228	2000	US TREASURY STRIP	01/10/2008	80,970.00	.000	11/15/2021	150,000.00	4.503	991
912833LF5	189215	2000	US TREASURY STRIP	11/21/2008	54,777.00	.000	11/15/2021	100,000.00	4.690	991
912833LF5	189261	2000	US TREASURY STRIP	11/21/2008	2,900.00	.000	11/15/2021	5,000.00	4.240	991
912833LF5	189960	2000	US TREASURY STRIP	01/12/2009	156,332.50	.000	11/15/2021	250,000.00	3.690	991
912833LF5	190248	2000	US TREASURY STRIP	02/04/2009	59,801.00	.000	11/15/2021	100,000.00	4.065	991
912833LF5	194194	2000	US TREASURY STRIP	11/24/2009	61,591.00	.000	11/15/2021	100,000.00	4.088	991
912833LF5	194727	2000	US TREASURY STRIP	01/28/2010	30,544.50	.000	11/15/2021	50,000.00	4.222	991
912833LF5	201933	2000	US TREASURY STRIP	11/17/2010	35,344.50	.000	11/15/2021	50,000.00	3.180	991
912833LF5	202148	2000	US TREASURY STRIP	11/24/2010	34,551.00	.000	11/15/2021	50,000.00	3.396	991
912833LF5	203388	2000	US TREASURY STRIP	01/31/2011	66,261.00	.000	11/15/2021	100,000.00	3.852	991
912833LF5	212190	2000	US TREASURY STRIP	11/30/2012	130,705.50	.000	11/15/2021	150,000.00	1.543	991
912833LF5	212320	2000	US TREASURY STRIP	12/13/2012	306,099.50	.000	11/15/2021	350,000.00	1.508	991
912833LF5	212649	2000	US TREASURY STRIP	01/17/2013	42,963.00	.000	11/15/2021	50,000.00	1.726	991
912833LF5	216069	2000	US TREASURY STRIP	11/21/2013	41,378.00	.000	11/15/2021	50,000.00	2.385	991
912833LF5	216414	2000	US TREASURY STRIP	01/09/2014	80,998.00	.000	11/15/2021	100,000.00	2.703	991
912833LF5	219691	2000	US TREASURY STRIP	11/20/2014	215,610.00	.000	11/15/2021	250,000.00	2.130	991
912833LF5	220244	2000	US TREASURY STRIP	01/09/2015	44,316.00	.000	11/15/2021	50,000.00	1.770	991
912833LF5	220346	2000	US TREASURY STRIP	01/20/2015	89,074.00	.000	11/15/2021	100,000.00	1.704	991
912833LF5	220432	2000	US TREASURY STRIP	01/26/2015	89,728.00	.000	11/15/2021	100,000.00	1.600	991
912833LF5	220453	2000	US TREASURY STRIP	01/26/2015	44,760.00	.000	11/15/2021	50,000.00	1.634	991
912833LF5	220472	2000	US TREASURY STRIP	01/26/2015	35,842.80	.000	11/15/2021	40,000.00	1.620	991
912833LF5	220501	2000	US TREASURY STRIP	01/27/2015	223,725.00	.000	11/15/2021	250,000.00	1.640	991





Run Date: 3/5/2019 11:25:36 AM

Investments Outstanding As Of Date: 2/28/2019

INVENTORY BY MATURITY REPORT

CUSIP	Investment #	Fund	Issuer	Purchase Date	Current Book	Current Rate	Maturity Date	Current Par	YTM	Days to Maturity
912833LF5	220605	2000	US TREASURY STRIP	01/29/2015	222,852.50	.000	11/15/2021	250,000.00	1.699	991
912833LF5	225020	2000	USTREASURYSTRIP	12/24/2015	222,765.00	.000	11/15/2021	250,000.00	1.967	991
912833LF5	225341	2000	USTREASURYSTRIP	02/04/2016	91,102.00	.000	11/15/2021	100,000.00	1.620	991
912833LF5	228570	2000	US TREASURY STRI ZERO-% 1	11/14/2016	16,781.58	.000	11/15/2021	18,000.00	1.406	991
912833LF5	229105	2000	S 0 11-15-21	01/12/2017	18,194.00	.000	11/15/2021	20,000.00	1.965	991
912833LF5	229107	2000	S 0 11-15-21	01/12/2017	18,194.00	.000	11/15/2021	20,000.00	1.965	991
912833LF5	229270	2000	S 0 11-15-21	01/26/2017	227,652.50	.000	11/15/2021	250,000.00	1.960	991
912833LF5	229396	2000	S 0 11-15-21	02/02/2017	36,386.40	.000	11/15/2021	40,000.00	1.990	991
912833LF5	234356	2000	S 0 11-15-21	11/16/2017	92,573.00	.000	11/15/2021	100,000.00	1.940	991
912833LF5	234929	2000	S 0 11-15-21	01/25/2018	36,612.40	.000	11/15/2021	40,000.00	2.340	991
912833LF5	235054	2000	S 0 11-15-21	02/02/2018	36,590.00	.000	11/15/2021	40,000.00	2.370	991
3130A9Y21	228535	1010	FHLB MULTI STEP COUPON B	11/30/2016	10,000,000.00	1.500	11/26/2021	10,000,000.00	1.500	1002
3130AABG2	228783	1010	FHLB 1 7-8 11-29-21	12/02/2016	4,967,300.00	1.875	11/29/2021	5,000,000.00	2.013	1005
912828U65	228720	1020	US TREASURY NOTE	11/30/2016	9,977,734.38	1.750	11/30/2021	10,000,000.00	1.797	1006
912828U65	228782	1020	T 1 3-4 11-30-21	12/02/2016	9,935,937.50	1.750	11/30/2021	10,000,000.00	1.885	1006
912828U65	233867	1020	T 1 3-4 11-30-21	10/03/2017	14,945,507.81	1.750	11/30/2021	15,000,000.00	1.841	1006
3133EHXM0	233586	1010	FFCB 1.93 12-06-21	09/06/2017	10,000,000.00	1.930	12/06/2021	10,000,000.00	1.930	1012
69353REY0	229228	1030	PNC 2.55 12-09-21 BKNT	01/24/2017	9,941,700.00	2.550	12/09/2021	10,000,000.00	2.678	1015
3130ACW59	234465	1010	FHLB 2.2 12-15-21	12/15/2017	10,000,000.00	2.200	12/15/2021	10,000,000.00	2.200	1021
3130AACT3	231392	1010	FHLB 1 1-2 12-28-21 0003	05/16/2017	5,000,000.00	2.400	12/28/2021	5,000,000.00	2.400	1034
3130AAET1	231687	1010	FHLB 2.05 12-29-21	06/13/2017	8,400,000.00	2.050	12/29/2021	8,400,000.00	2.050	1035
3134GBK68	233687	1010	FHLMC 2 12-29-21 0004	09/29/2017	10,000,000.00	2.000	12/29/2021	10,000,000.00	2.000	1035
912828U81	229026	1020	T 2 12-31-21	01/03/2017	10,011,718.75	2.000	12/31/2021	10,000,000.00	1.975	1037
912828U81	233008	1020	T 2 12-31-21	07/05/2017	15,080,859.38	2.000	12/31/2021	15,000,000.00	1.874	1037
912828U81	238564	1020	T 2 12-31-21	10/12/2018	9,710,156.25	2.000	12/31/2021	10,000,000.00	2.950	1037
31359YCK1	173956	2000	FNMA STRIP	12/13/2005	138,142.38	.000	01/15/2022	318,000.00	5.250	1052
3134A4MY7	178666	2000	FHLMC STRIP	10/30/2006	2,561,364.96	.000	01/15/2022	5,619,000.00	5.233	1052
91159HHP8	229284	1030	USB 2 5-8 01-24-22	01/26/2017	5,027,150.00	2.625	01/24/2022	5,000,000.00	2.509	1061
91159HHP8	229865	1030	USB 2 5-8 01-24-22	03/13/2017	4,984,300.00	2.625	01/24/2022	5,000,000.00	2.694	1061
3133EHGM9	230953	1010	FFCB 2.05 01-24-22	04/25/2017	6,793,948.00	2.050	01/24/2022	6,800,000.00	2.070	1061
3134GSRX5	237423	1010	FHLMC 3 01-26-22 0000	07/26/2018	10,000,000.00	3.000	01/26/2022	10,000,000.00	3.000	1063
459200JQ5	229351	1030	IBM 2 1-2 01-27-22	01/31/2017	9,995,300.00	2.500	01/27/2022	10,000,000.00	2.510	1064
912828H86	229805	1020	T 1 1-2 01-31-22	03/06/2017	9,740,625.00	1.500	01/31/2022	10,000,000.00	2.058	1068



Run Date: 3/5/2019 11:25:36 AM

Investments Outstanding As Of Date: 2/28/2019

INVENTORY BY MATURITY REPORT

CUSIP	Investment #	Fund	Issuer	Purchase Date	Current Book	Current Rate	Maturity Date	Current Par	YTM	Days to Maturity
084670BF4	230356	1030	BRK 3.4 01-31-22	04/17/2017	5,487,336.32	3.400	01/31/2022	5,216,000.00	2.247	1068
912828V72	233023	1020	T 1 7-8 01-31-22	07/06/2017	14,996,484.38	1.875	01/31/2022	15,000,000.00	1.880	1068
912828V72	238203	1020	T 1 7-8 01-31-22	09/11/2018	9,706,250.00	1.875	01/31/2022	10,000,000.00	2.790	1068
742718DY2	237500	1030	PG 2.3 02-06-22	07/18/2018	4,882,900.00	2.300	02/06/2022	5,000,000.00	3.000	1074
037833CM0	229502	1030	AAPL 2 1-2 02-09-22	02/10/2017	15,071,400.00	2.500	02/09/2022	15,000,000.00	2.398	1077
3130ABVN3	233153	1010	FHLB 2 02-09-22	08/09/2017	15,000,000.00	2.000	02/09/2022	15,000,000.00	2.000	1077
58933YAO8	238575	1030	MRK 2.35 02-10-22	10/15/2018	4,851,250.00	2.350	02/10/2022	5,000,000.00	3.303	1078
3133EHJF1	231881	1010	FFCB 2.14 02-11-22	06/28/2017	9,800,000.00	2.140	02/11/2022	9,800,000.00	2.140	1079
912833LG3	180369	2000	US TREASURY STRIP	04/03/2007	24,060.00	.000	02/15/2022	50,000.00	4.980	1083
912833LG3	180521	2000	US TREASURY STRIP	04/12/2007	47,349.00	.000	02/15/2022	100,000.00	5.100	1083
912833LG3	180737	2000	US TREASURY STRIP	04/30/2007	48,332.00	.000	02/15/2022	100,000.00	4.975	1083
912833LG3	184839	2000	US TREASURY STRIP	02/28/2008	5,212.86	.000	02/15/2022	10,000.00	4.720	1083
912833LG3	185229	2000	US TREASURY STRIP	03/27/2008	5,465.00	.000	02/15/2022	10,000.00	4.399	1083
912833LG3	185272	2000	US TREASURY STRIP	03/28/2008	27,138.00	.000	02/15/2022	50,000.00	4.450	1083
912833LG3	185598	2000	US TREASURY STRIP	04/16/2008	27,571.00	.000	02/15/2022	50,000.00	4.350	1083
912833LG3	185617	2000	US TREASURY STRIP	04/16/2008	5,510.00	.000	02/15/2022	10,000.00	4.356	1083
912833LG3	185884	2000	US TREASURY STRIP	04/28/2008	13,221.50	.000	02/15/2022	25,000.00	4.670	1083
912833LG3	190598	2000	US TREASURY STRIP	02/27/2009	30,269.00	.000	02/15/2022	50,000.00	3.908	1083
912833LG3	190829	2000	US TREASURY STRIP	03/20/2009	30,215.50	.000	02/15/2022	50,000.00	3.940	1083
912833LG3	190955	2000	US TREASURY STRIP	03/30/2009	61,343.00	.000	02/15/2022	100,000.00	3.830	1083
912833LG3	191121	2000	US TREASURY STRIP	04/13/2009	3,150.00	.000	02/15/2022	5,000.00	3.630	1083
912833LG3	191209	2000	US TREASURY STRIP	04/16/2009	30,285.00	.000	02/15/2022	50,000.00	3.945	1083
912833LG3	191859	2000	US TREASURY STRIP	04/24/2009	30,550.00	.000	02/15/2022	50,000.00	3.882	1083
912833LG3	194856	2000	US TREASURY STRIP	02/08/2010	59,477.00	.000	02/15/2022	100,000.00	4.370	1083
912833LG3	195182	2000	US TREASURY STRIP	03/03/2010	29,884.50	.000	02/15/2022	50,000.00	4.352	1083
912833LG3	195389	2000	US TREASURY STRIP	03/12/2010	59,529.00	.000	02/15/2022	100,000.00	4.395	1083
912833LG3	195858	2000	US TREASURY STRIP	04/08/2010	29,343.00	.000	02/15/2022	50,000.00	4.546	1083
912833LG3	196883	2000	US TREASURY STRIP	04/30/2010	30,279.50	.000	02/15/2022	50,000.00	4.298	1083
912833LG3	203857	2000	US TREASURY STRIP	02/28/2011	32,524.00	.000	02/15/2022	50,000.00	3.961	1083
912833LG3	204504	2000	US TREASURY STRIP	04/12/2011	64,668.00	.000	02/15/2022	100,000.00	4.060	1083
912833LG3	205417	2000	US TREASURY STRIP	05/05/2011	66,786.00	.000	02/15/2022	100,000.00	3.779	1083
912833LG3	208700	2000	US TREASURY STRIP	02/16/2012	40,576.00	.000	02/15/2022	50,000.00	2.100	1083
912833LG3	208871	2000	US TREASURY STRIP	03/05/2012	81,320.00	.000	02/15/2022	100,000.00	2.089	1083



Run Date: 3/5/2019 11:25:36 AM

Investments Outstanding As Of Date: 2/28/2019

INVENTORY BY MATURITY REPORT

CUSIP	Investment #	Fund	Issuer	Purchase Date	Current Book	Current Rate	Maturity Date	Current Par	YTM	Days to Maturity
912833LG3	209010	2000	US TREASURY STRIP	03/19/2012	39,357.00	.000	02/15/2022	50,000.00	2.430	1083
912833LG3	209135	2000	US TREASURY STRIP	04/05/2012	39,816.50	.000	02/15/2022	50,000.00	2.323	1083
912833LG3	209927	2000	US TREASURY STRIP	04/30/2012	40,591.00	.000	02/15/2022	50,000.00	2.140	1083
912833LG3	213284	2000	US TREASURY STRIP	03/25/2013	42,445.50	.000	02/15/2022	50,000.00	1.850	1083
912833LG3	213359	2000	US TREASURY STRIP	03/28/2013	85,091.00	.000	02/15/2022	100,000.00	1.825	1083
912833LG3	213436	2000	US TREASURY STRIP	04/04/2013	42,901.50	.000	02/15/2022	50,000.00	1.734	1083
912833LG3	213503	2000	US TREASURY STRIP	04/12/2013	86,609.00	.000	02/15/2022	100,000.00	1.632	1083
912833LG3	214254	2000	US TREASURY STRIP	05/02/2013	87,156.00	.000	02/15/2022	100,000.00	1.570	1083
912833LG3	216909	2000	US TREASURY STRIP	03/21/2014	205,575.00	.000	02/15/2022	250,000.00	2.490	1083
912833LG3	220874	2000	US TREASURY STRIP	02/13/2015	35,134.40	.000	02/15/2022	40,000.00	1.860	1083
912833LG3	222348	2000	US TREASURY STRIP	04/30/2015	35,533.60	.000	02/15/2022	40,000.00	1.750	1083
912833LG3	225730	2000	USTREASURYSTRIIP	03/17/2016	36,140.00	.000	02/15/2022	40,000.00	1.723	1083
912833LG3	225757	2000	USTREASURYSTRIIP	03/17/2016	16,491.79	.000	02/15/2022	18,250.00	1.720	1083
912833LG3	229650	2000	S 0 02-15-22	02/24/2017	46,982.52	.000	02/15/2022	52,000.00	2.050	1083
912833LG3	230016	2000	S 0 02-15-22	03/24/2017	361,420.00	.000	02/15/2022	400,000.00	2.082	1083
912833LG3	230130	2000	S 0 02-15-22	03/30/2017	226,605.00	.000	02/15/2022	250,000.00	2.023	1083
912833LG3	230235	2000	S 0 02-15-22	04/06/2017	45,476.50	.000	02/15/2022	50,000.00	1.960	1083
912833LG3	230352	2000	S 0 02-15-22	04/17/2017	36,463.60	.000	02/15/2022	40,000.00	1.925	1083
912833LG3	230987	2000	S 0 02-15-22	04/28/2017	228,192.50	.000	02/15/2022	250,000.00	1.910	1083
912833LG3	235196	2000	S 0 02-15-22	02/15/2018	36,244.40	.000	02/15/2022	40,000.00	2.480	1083
912833LG3	235365	2000	S 0 02-15-22	03/01/2018	36,222.40	.000	02/15/2022	40,000.00	2.520	1083
912833LG3	235386	2000	S 0 02-15-22	03/01/2018	36,188.80	.000	02/15/2022	40,000.00	2.544	1083
912833LG3	235450	2000	S 0 02-15-22	03/05/2018	180,598.00	.000	02/15/2022	200,000.00	2.600	1083
912833LG3	235523	2000	S 0 02-15-22	03/08/2018	36,214.80	.000	02/15/2022	40,000.00	2.538	1083
912833LG3	236305	2000	S 0 02-15-22	04/26/2018	36,036.40	.000	02/15/2022	40,000.00	2.760	1083
3130ABVW3	233278	1010	FHLB 2 02-16-22	08/16/2017	7,020,000.00	2.000	02/16/2022	7,020,000.00	2.000	1084
912828J43	229757	1020	T 1 3-4 02-28-22	03/02/2017	9,872,330.00	1.750	02/28/2022	10,000,000.00	2.020	1096
3134GBD74	233523	1010	FHLMC 2 02-28-22 0005	08/29/2017	7,000,000.00	2.000	02/28/2022	7,000,000.00	2.000	1096
3136G4LR2	233568	1010	FNMA 2.06 02-28-22	09/01/2017	10,035,100.00	2.060	02/28/2022	10,000,000.00	1.978	1096
3133EJEA3	235309	1010	FFCB 2.8 02-28-22	02/28/2018	5,000,000.00	2.800	02/28/2022	5,000,000.00	2.800	1096
912828W55	239253	1020	T 1 7-8 02-28-22	12/21/2018	14,648,437.50	1.875	02/28/2022	15,000,000.00	2.645	1096
478160CD4	229772	1030	JNJ 2 1-4 03-03-22	03/06/2017	9,974,600.00	2.250	03/03/2022	10,000,000.00	2.304	1099
3133EHYQ0	233615	1010	FFCB 1.95 03-14-22	09/14/2017	10,000,000.00	1.950	03/14/2022	10,000,000.00	1.950	1110



Run Date: 3/5/2019 11:25:36 AM

Investments Outstanding As Of Date: 2/28/2019

INVENTORY BY MATURITY REPORT

CUSIP	Investment #	Fund	Issuer	Purchase Date	Current Book	Current Rate	Maturity Date	Current Par	YTM	Days to Maturity
3133EHYQ0	234696	1010	FFCB 1.95 03-14-22	12/29/2017	4,931,250.00	1.950	03/14/2022	5,000,000.00	2.294	1110
3134A4BV5	178685	2000	FHLMC STRIP	10/31/2006	2,080,702.26	.000	03/15/2022	4,602,000.00	5.231	1111
3134GBJ45	233700	1010	FHLMC 2 03-29-22 0003	09/29/2017	9,998,000.00	2.000	03/29/2022	10,000,000.00	2.005	1125
912828W89	231009	1020	T 1 7-8 03-31-22	04/27/2017	10,007,031.25	1.875	03/31/2022	10,000,000.00	1.860	1127
912828W89	231248	1020	T 1 7-8 03-31-22	05/05/2017	10,000,000.00	1.875	03/31/2022	10,000,000.00	1.875	1127
912828J76	233314	1020	T 1 3-4 03-31-22	08/09/2017	19,959,375.00	1.750	03/31/2022	20,000,000.00	1.796	1127
46513XGT1	230154	1010	ISRAEL BOND	04/03/2017	7,500,000.00	3.500	04/01/2022	7,500,000.00	3.500	1128
46513XHT0	230155	1010	ISRAEL FLOATING RATE BOND	04/03/2017	7,500,000.00	3.600	04/01/2022	7,500,000.00	3.600	1128
46513XBT6	230156	1010	ISRAEL BOND	04/03/2017	10,000,000.00	3.200	04/01/2022	10,000,000.00	3.200	1128
3135G0T45	234649	1010	FNMA 1 7-8 04-05-22	12/26/2017	9,858,300.00	1.875	04/05/2022	10,000,000.00	2.224	1132
912828WZ9	233221	1020	T 1 3-4 04-30-22	07/27/2017	14,922,656.25	1.750	04/30/2022	15,000,000.00	1.863	1157
88059EHH0	178620	2000	TVA STRIP	10/25/2006	652,987.44	.000	05/01/2022	1,512,000.00	5.484	1158
88059EHH0	179128	2000	TVA STRIP	12/04/2006	330,466.68	.000	05/01/2022	718,000.00	5.100	1158
19416QDZ0	238546	1030	CL 2.3 05-03-22 MTN	10/12/2018	6,729,307.90	2.300	05/03/2022	6,935,000.00	3.188	1160
037833CQ1	231272	1030	AAPL 2.3 05-11-22	05/11/2017	4,997,650.00	2.300	05/11/2022	5,000,000.00	2.310	1168
458140BB5	235810	1030	INTC 2.35 05-11-22	04/06/2018	6,078,233.92	2.350	05/11/2022	6,224,000.00	2.961	1168
912833LH1	181168	2000	US TREASURY STRIP	05/31/2007	23,210.00	.000	05/15/2022	50,000.00	5.198	1172
912833LH1	181416	2000	US TREASURY STRIP	06/26/2007	22,522.00	.000	05/15/2022	50,000.00	5.430	1172
912833LH1	181557	2000	US TREASURY STRIP	07/06/2007	22,978.50	.000	05/15/2022	50,000.00	5.301	1172
912833LH1	181863	2000	US TREASURY STRIP	07/30/2007	46,659.00	.000	05/15/2022	100,000.00	5.220	1172
912833LH1	186335	2010	US TREASURY STRIP	05/22/2008	3,945,766.10	.000	05/15/2022	7,538,000.00	4.684	1172
912833LH1	186421	2000	US TREASURY STRIP	05/27/2008	26,382.50	.000	05/15/2022	50,000.00	4.630	1172
912833LH1	186666	2000	US TREASURY STRIP	06/09/2008	14,231.00	.000	05/15/2022	25,000.00	4.085	1172
912833LH1	187229	2000	US TREASURY STRIP	07/11/2008	5,315.50	.000	05/15/2022	10,000.00	4.617	1172
912833LH1	192217	2000	US TREASURY STRIP	05/13/2009	85,515.00	.000	05/15/2022	150,000.00	4.368	1172
912833LH1	193236	2000	US TREASURY STRIP	08/18/2009	28,103.67	.000	05/15/2022	50,000.00	4.573	1172
912833LH1	197101	2000	US TREASURY STRIP	05/11/2010	186,893.17	.000	05/15/2022	306,000.00	4.147	1172
912833LH1	197196	2000	US TREASURY STRIP	05/14/2010	15,253.25	.000	05/15/2022	25,000.00	4.159	1172
912833LH1	198376	2000	US TREASURY STRIP	06/30/2010	32,457.50	.000	05/15/2022	50,000.00	3.672	1172
912833LH1	198702	2000	US TREASURY STRIP	07/13/2010	64,500.00	.000	05/15/2022	100,000.00	3.738	1172
912833LH1	205476	2000	US TREASURY STRIP	05/09/2011	66,326.00	.000	05/15/2022	100,000.00	3.762	1172
912833LH1	206121	2000	US TREASURY STRIP	06/13/2011	68,827.00	.000	05/15/2022	100,000.00	3.450	1172
912833LH1	206333	2000	US TREASURY STRIP	06/23/2011	34,390.50	.000	05/15/2022	50,000.00	3.465	1172



Run Date: 3/5/2019 11:25:36 AM

Investments Outstanding As Of Date: 2/28/2019

INVENTORY BY MATURITY REPORT

CUSIP	Investment #	Fund	Issuer	Purchase Date	Current Book	Current Rate	Maturity Date	Current Par	YTM	Days to Maturity
912833LH1	206373	2000	US TREASURY STRIP	06/27/2011	34,353.50	.000	05/15/2022	50,000.00	3.479	1172
912833LH1	210180	2000	US TREASURY STRIP	05/16/2012	41,028.50	.000	05/15/2022	50,000.00	1.988	1172
912833LH1	210395	2000	US TREASURY STRIP	06/06/2012	42,642.00	.000	05/15/2022	50,000.00	1.608	1172
912833LH1	210601	2000	US TREASURY STRIP	06/25/2012	41,952.50	.000	05/15/2022	50,000.00	1.783	1172
912833LH1	214705	2000	US TREASURY STRIP	06/17/2013	41,361.50	.000	05/15/2022	50,000.00	2.140	1172
912833LH1	218184	2000	US TREASURY STRIP	06/26/2014	41,232.00	.000	05/15/2022	50,000.00	2.460	1172
912833LH1	218210	2000	US TREASURY STRIP	06/27/2014	41,138.50	.000	05/15/2022	50,000.00	2.490	1172
912833LH1	218580	2000	US TREASURY STRIP	07/31/2014	41,615.50	.000	05/15/2022	50,000.00	2.370	1172
912833LH1	222624	2000	US TREASURY STRIP	05/21/2015	217,085.00	.000	05/15/2022	250,000.00	2.032	1172
912833LH1	226887	2000	US TREASURY STRI ZERO-% 5	05/26/2016	109,060.80	.000	05/15/2022	120,000.00	1.608	1172
912833LH1	227314	2000	US TREASURY STRI ZERO-% 5	07/15/2016	46,507.50	.000	05/15/2022	50,000.00	1.245	1172
912833LH1	227498	2000	US TREASURY STRI ZERO-% 5	07/29/2016	37,063.20	.000	05/15/2022	40,000.00	1.320	1172
912833LH1	227669	2000	US TREASURY STRI ZERO-% 5	08/12/2016	92,731.00	.000	05/15/2022	100,000.00	1.315	1172
912833LH1	231304	2000	S 0 05-15-22	05/11/2017	36,169.60	.000	05/15/2022	40,000.00	2.019	1172
912833LH1	231587	2000	S 0 05-15-22	06/02/2017	36,460.80	.000	05/15/2022	40,000.00	1.880	1172
912833LH1	237031	2000	S 0 05-15-22	06/14/2018	35,912.40	.000	05/15/2022	40,000.00	2.770	1172
912833LH1	237316	2000	S 0 05-15-22	07/06/2018	36,041.20	.000	05/15/2022	40,000.00	2.719	1172
912833LH1	237405	2000	S 0 05-15-22	07/12/2018	36,029.60	.000	05/15/2022	40,000.00	2.739	1172
084664BT7	238846	1030	BRK 3 05-15-22	11/08/2018	9,886,300.00	3.000	05/15/2022	10,000,000.00	3.345	1172
3134GBNA6	231332	1010	FHLMC 2.05 05-25-22 0000	05/25/2017	9,982,500.00	2.050	05/25/2022	10,000,000.00	2.087	1182
3134GB3D2	234331	1010	FHLMC 2.2 05-25-22	11/29/2017	10,000,000.00	2.200	05/25/2022	10,000,000.00	2.200	1182
191216CF5	235310	1030	KO 2.2 05-25-22	02/23/2018	2,437,625.00	2.200	05/25/2022	2,500,000.00	2.826	1182
912828XR6	231877	1020	T 1 3-4 05-31-22	06/28/2017	9,979,687.50	1.750	05/31/2022	10,000,000.00	1.793	1188
912828XR6	234073	1020	T 1 3-4 05-31-22	10/19/2017	9,910,156.25	1.750	05/31/2022	10,000,000.00	1.954	1188
88579YAF8	234396	1030	MMM 2 06-26-22 MTN	11/20/2017	987,320.00	2.000	06/26/2022	1,000,000.00	2.292	1214
3133EH4T7	234627	1010	FFCB 2.44 06-27-22	12/27/2017	10,000,000.00	2.440	06/27/2022	10,000,000.00	2.440	1215
3134GSAGO	234603	1010	FHLMC 2.35 06-28-22	12/28/2017	4,550,000.00	2.350	06/28/2022	4,550,000.00	2.350	1216
3134GSQV0	237147	1010	FHLMC 3 06-28-22 0001	06/28/2018	10,000,000.00	3.000	06/28/2022	10,000,000.00	3.000	1216
3134GSQV0	237292	1010	FHLMC 3 06-28-22 0001	06/29/2018	2,125,000.00	3.000	06/28/2022	2,125,000.00	3.000	1216
3134GBTS1	231702	1010	FHLMC 2 1-8 06-29-22	06/29/2017	6,250,000.00	2.125	06/29/2022	6,250,000.00	2.125	1217
3134GBTS1	231829	1010	FHLMC 2 1-8 06-29-22	06/29/2017	10,000,000.00	2.125	06/29/2022	10,000,000.00	2.125	1217
912828XW5	231908	1020	T 1 3-4 06-30-22	06/30/2017	9,959,375.00	1.750	06/30/2022	10,000,000.00	1.835	1218
912828XW5	233003	1020	T 1 3-4 06-30-22	07/05/2017	9,930,468.75	1.750	06/30/2022	10,000,000.00	1.897	1218



Run Date: 3/5/2019 11:25:36 AM

Investments Outstanding As Of Date: 2/28/2019

INVENTORY BY MATURITY REPORT

CUSIP	Investment #	Fund	Issuer	Purchase Date	Current Book	Current Rate	Maturity Date	Current Par	YTM	Days to Maturity
912828XW5	234770	1020	T 1 3-4 06-30-22	01/08/2018	19,599,218.75	1.750	06/30/2022	20,000,000.00	2.223	1218
9128282P4	233835	1020	T 1 7-8 07-31-22	09/28/2017	9,985,156.25	1.875	07/31/2022	10,000,000.00	1.907	1249
9128282P4	234096	1020	T 1 7-8 07-31-22	10/23/2017	9,942,968.75	1.875	07/31/2022	10,000,000.00	2.001	1249
9128282P4	235438	1020	T 1 7-8 07-31-22	03/01/2018	14,527,148.44	1.875	07/31/2022	15,000,000.00	2.635	1249
3134GSS55	237510	1010	FHLMC 3 08-10-22	08/10/2018	10,000,000.00	3.000	08/10/2022	10,000,000.00	3.000	1259
742718EU9	233340	1030	PG 2.15 08-11-22	08/15/2017	10,015,100.00	2.150	08/11/2022	10,000,000.00	2.118	1260
742718EU9	234675	1030	PG 2.15 08-11-22	12/29/2017	7,990,654.42	2.150	08/11/2022	8,081,000.00	2.407	1260
912833LJ7	178334	2000	US TREASURY STRIP	10/04/2006	23,197.50	.000	08/15/2022	50,000.00	4.900	1264
912833LJ7	178588	2000	US TREASURY STRIP	10/26/2006	62,540.22	.000	08/15/2022	138,000.00	5.071	1264
912833LJ7	178998	2000	US TREASURY STRIP	11/28/2006	23,720.00	.000	08/15/2022	50,000.00	4.802	1264
912833LJ7	182222	2000	US TREASURY STRIP	08/28/2007	47,341.00	.000	08/15/2022	100,000.00	5.060	1264
912833LJ7	182553	2000	US TREASURY STRIP	09/25/2007	47,020.00	.000	08/15/2022	100,000.00	5.133	1264
912833LJ7	182758	2000	US TREASURY STRIP	10/05/2007	48,316.00	.000	08/15/2022	100,000.00	4.955	1264
912833LJ7	188069	2000	US TREASURY STRIP	09/15/2008	27,700.00	.000	08/15/2022	50,000.00	4.289	1264
912833LJ7	188164	2010	US TREASURY STRIP	09/22/2008	324,547.20	.000	08/15/2022	576,000.00	4.171	1264
912833LJ7	193255	2000	US TREASURY STRIP	08/18/2009	55,853.25	.000	08/15/2022	100,000.00	4.534	1264
912833LJ7	199562	2000	US TREASURY STRIP	08/13/2010	32,907.50	.000	08/15/2022	50,000.00	3.515	1264
912833LJ7	200625	2000	US TREASURY STRIP	09/24/2010	67,660.00	.000	08/15/2022	100,000.00	3.313	1264
912833LJ7	207492	2000	US TREASURY STRIP	09/23/2011	38,898.50	.000	08/15/2022	50,000.00	2.318	1264
912833LJ7	207862	2000	US TREASURY STRIP	10/31/2011	76,036.00	.000	08/15/2022	100,000.00	2.555	1264
912833LJ7	207915	2000	US TREASURY STRIP	11/03/2011	37,998.00	.000	08/15/2022	50,000.00	2.562	1264
912833LJ7	211241	2000	US TREASURY STRIP	08/17/2012	41,780.50	.000	08/15/2022	50,000.00	1.805	1264
912833LJ7	211301	2000	US TREASURY STRIP	08/22/2012	82,580.00	.000	08/15/2022	100,000.00	1.927	1264
912833LJ7	215296	2000	US TREASURY STRIP	08/16/2013	39,420.00	.000	08/15/2022	50,000.00	2.660	1264
912833LJ7	215619	2000	US TREASURY STRIP	09/26/2013	39,489.50	.000	08/15/2022	50,000.00	2.673	1264
912833LJ7	215883	2000	US TREASURY STRIP	11/01/2013	80,560.00	.000	08/15/2022	100,000.00	2.475	1264
912833LJ7	218838	2000	US TREASURY STRIP	08/28/2014	332,868.00	.000	08/15/2022	400,000.00	2.320	1264
912833LJ7	219030	2000	US TREASURY STRIP	09/18/2014	82,300.00	.000	08/15/2022	100,000.00	2.479	1264
912833LJ7	219291	2000	US TREASURY STRIP	10/17/2014	33,925.60	.000	08/15/2022	40,000.00	2.115	1264
912833LJ7	224330	2000	USTREASURYSTRIP	10/08/2015	88,473.00	.000	08/15/2022	100,000.00	1.795	1264
912833LJ7	224484	2000	USTREASURYSTRIP	10/22/2015	88,325.00	.000	08/15/2022	100,000.00	1.830	1264
912833LJ7	224553	2000	USTREASURYSTRIP	10/29/2015	35,230.00	.000	08/15/2022	40,000.00	1.877	1264
912833LJ7	228090	2000	US TREASURY STRI ZERO-% 8	09/23/2016	46,053.00	.000	08/15/2022	50,000.00	1.400	1264



Run Date: 3/5/2019 11:25:36 AM

Investments Outstanding As Of Date: 2/28/2019

INVENTORY BY MATURITY REPORT

CUSIP	Investment #	Fund	Issuer	Purchase Date	Current Book	Current Rate	Maturity Date	Current Par	YTM	Days to Maturity
912833LJ7	228286	2000	US TREASURY STRI ZERO-% 8	10/14/2016	229,382.50	.000	08/15/2022	250,000.00	1.480	1264
912833LJ7	234129	2000	S 0 08-15-22	10/26/2017	36,300.80	.000	08/15/2022	40,000.00	2.030	1264
912833LJ7	234153	2000	S 0 08-15-22	10/26/2017	45,376.00	.000	08/15/2022	50,000.00	2.030	1264
912833LJ7	234188	2000	S 0 08-15-22	10/27/2017	22,678.50	.000	08/15/2022	25,000.00	2.040	1264
912833LJ7	237891	2000	S 0 08-15-22	08/23/2018	107,770.80	.000	08/15/2022	120,000.00	2.720	1264
912833LJ7	237918	2000	S 0 08-15-22	08/23/2018	35,923.60	.000	08/15/2022	40,000.00	2.720	1264
912833LJ7	237931	2000	S 0 08-15-22	08/23/2018	224,560.00	.000	08/15/2022	250,000.00	2.716	1264
912833LJ7	238208	2000	S 0 08-15-22	09/13/2018	35,843.20	.000	08/15/2022	40,000.00	2.818	1264
912833LJ7	238691	2000	S 0 08-15-22	10/25/2018	356,804.00	.000	08/15/2022	400,000.00	3.024	1264
3130ACBU7	233457	1010	FHLB 1.3 08-26-22	08/30/2017	15,000,000.00	2.350	08/26/2022	15,000,000.00	2.350	1275
9128282S8	233680	1020	T 1 5-8 08-31-22	09/15/2017	9,925,000.00	1.625	08/31/2022	10,000,000.00	1.784	1280
3130ACC51	233538	1010	FHLB 2.05 09-01-22	09/01/2017	10,000,000.00	2.050	09/01/2022	10,000,000.00	2.050	1281
3130ACCA0	233478	1010	FHLB 1.3 09-07-22	09/07/2017	15,000,000.00	2.340	09/07/2022	15,000,000.00	2.340	1287
44932HAC7	233601	1030	IBM 2.2 09-08-22	09/08/2017	5,007,950.00	2.200	09/08/2022	5,000,000.00	2.166	1288
44932HAC7	234330	1030	IBM 2.2 09-08-22	11/13/2017	4,940,050.00	2.200	09/08/2022	5,000,000.00	2.465	1288
89236TEC5	237425	1030	TOYOTA 2.15 09-08-22 MTN	07/12/2018	2,324,400.65	2.150	09/08/2022	2,431,000.00	3.287	1288
3134A4BW3	178619	2000	FHLMC STRIP	10/25/2006	928,044.36	.000	09/15/2022	2,166,000.00	5.406	1295
3130ACCY8	233585	1010	FHLB 2 09-15-22	09/15/2017	10,000,000.00	2.000	09/15/2022	10,000,000.00	2.000	1295
589331AT4	233710	1030	MRK 2.4 09-15-22	09/20/2017	5,895,810.80	2.400	09/15/2022	5,819,000.00	2.120	1295
589331AT4	234427	1030	MRK 2.4 09-15-22	11/24/2017	4,992,000.00	2.400	09/15/2022	5,000,000.00	2.435	1295
46625HJE1	234372	1030	JP MORGAN CHASE 3.25 09-23	11/15/2017	2,562,325.00	3.250	09/23/2022	2,500,000.00	2.698	1303
3130ACF66	239463	1010	FHLB 2.15 09-26-22	01/15/2019	4,892,500.00	2.150	09/26/2022	5,000,000.00	2.765	1306
3130ACF66	239532	1010	FHLB 2.15 09-26-22	01/22/2019	4,880,000.00	2.150	09/26/2022	5,000,000.00	2.841	1306
3134GBK84	233701	1010	FHLMC 2 09-27-22 0000	09/27/2017	12,600,000.00	2.000	09/27/2022	12,600,000.00	2.000	1307
3130ACET7	233650	1010	FHLB 1.3 09-29-22	09/29/2017	15,000,000.00	2.300	09/29/2022	15,000,000.00	2.300	1309
9128282W9	233872	1020	T 1 7-8 09-30-22	10/04/2017	9,970,312.50	1.875	09/30/2022	10,000,000.00	1.938	1310
912828L57	234010	1020	T 1 3-4 09-30-22	10/13/2017	9,901,562.50	1.750	09/30/2022	10,000,000.00	1.959	1310
9128282W9	234850	1020	T 1 7-8 09-30-22	01/19/2018	9,769,531.25	1.875	09/30/2022	10,000,000.00	2.397	1310
369604BD4	234405	1030	GE 2.7 10-09-22	11/20/2017	1,295,418.88	2.700	10/09/2022	1,288,000.00	2.573	1319
3130ACGF5	233713	1010	FHLB 1.3 10-12-22	10/12/2017	15,000,000.00	2.350	10/12/2022	15,000,000.00	2.350	1322
3130ACKG8	233907	1010	FHLB 2.2 10-24-22	10/24/2017	10,000,000.00	2.200	10/24/2022	10,000,000.00	2.200	1334
3130ACLM4	233922	1010	FHLB 1.3 10-25-22	10/25/2017	15,000,000.00	2.375	10/25/2022	15,000,000.00	2.375	1335
3134GBR20	233958	1010	FHLMC 2 10-26-22	10/26/2017	5,000,000.00	2.000	10/26/2022	5,000,000.00	2.000	1336



Run Date: 3/5/2019 11:25:36 AM

Investments Outstanding As Of Date: 2/28/2019

INVENTORY BY MATURITY REPORT

CUSIP	Investment #	Fund	Issuer	Purchase Date	Current Book	Current Rate	Maturity Date	Current Par	YTM	Days to Maturity
3130ACQ64	234124	1010	FHLB 2 10-26-22	10/30/2017	10,000,000.00	2.000	10/26/2022	10,000,000.00	2.000	1336
3134GBV66	234204	1010	FHLMC 2 1-4 10-26-22	10/30/2017	8,930,000.00	2.250	10/26/2022	8,930,000.00	2.250	1336
9128283C2	234382	1020	T 2 10-31-22	11/15/2017	9,971,093.75	2.000	10/31/2022	10,000,000.00	2.062	1341
9128283C2	234417	1020	T 2 10-31-22	11/21/2017	9,966,406.25	2.000	10/31/2022	10,000,000.00	2.072	1341
88059EHJ6	50860	2000	TVA STRIP	04/13/1998	3,264,977.32	.000	11/01/2022	14,828,000.00	6.260	1342
3134GBU26	234104	1010	FHLMC 2.3 11-03-22	11/03/2017	10,000,000.00	2.300	11/03/2022	10,000,000.00	2.300	1344
594918BH6	239007	1030	MSFT 2.65 11-03-22	11/28/2018	2,445,300.00	2.650	11/03/2022	2,500,000.00	3.247	1344
912833LK4	179296	2000	US TREASURY STRIP	12/18/2006	117,020.00	.000	11/15/2022	250,000.00	4.829	1356
912833LK4	183732	2000	US TREASURY STRIP	12/05/2007	25,535.00	.000	11/15/2022	50,000.00	4.547	1356
912833LK4	183939	2000	US TREASURY STRIP	12/19/2007	48,809.00	.000	11/15/2022	100,000.00	4.870	1356
912833LK4	184229	2000	US TREASURY STRIP	01/10/2008	77,070.00	.000	11/15/2022	150,000.00	4.536	1356
912833LK4	189216	2000	US TREASURY STRIP	11/21/2008	52,153.00	.000	11/15/2022	100,000.00	4.710	1356
912833LK4	189262	2000	US TREASURY STRIP	11/21/2008	2,850.00	.000	11/15/2022	5,000.00	4.061	1356
912833LK4	189961	2000	US TREASURY STRIP	01/12/2009	149,395.00	.000	11/15/2022	250,000.00	3.755	1356
912833LK4	190249	2000	US TREASURY STRIP	02/04/2009	56,864.00	.000	11/15/2022	100,000.00	4.140	1356
912833LK4	194195	2000	US TREASURY STRIP	11/24/2009	58,187.00	.000	11/15/2022	100,000.00	4.217	1356
912833LK4	194728	2000	US TREASURY STRIP	01/28/2010	28,850.50	.000	11/15/2022	50,000.00	4.344	1356
912833LK4	201934	2000	US TREASURY STRIP	11/17/2010	33,330.00	.000	11/15/2022	50,000.00	3.410	1356
912833LK4	202149	2000	US TREASURY STRIP	11/24/2010	32,553.00	.000	11/15/2022	50,000.00	3.616	1356
912833LK4	203389	2000	US TREASURY STRIP	01/31/2011	62,330.00	.000	11/15/2022	100,000.00	4.051	1356
912833LK4	212191	2000	US TREASURY STRIP	11/30/2012	126,030.00	.000	11/15/2022	150,000.00	1.756	1356
912833LK4	212335	2000	US TREASURY STRIP	12/13/2012	295,326.50	.000	11/15/2022	350,000.00	1.719	1356
912833LK4	212650	2000	US TREASURY STRIP	01/17/2013	41,372.00	.000	11/15/2022	50,000.00	1.937	1356
912833LK4	216070	2000	US TREASURY STRIP	11/21/2013	39,487.00	.000	11/15/2022	50,000.00	2.645	1356
912833LK4	216415	2000	US TREASURY STRIP	01/09/2014	77,212.00	.000	11/15/2022	100,000.00	2.944	1356
912833LK4	219692	2000	US TREASURY STRIP	11/20/2014	208,682.50	.000	11/15/2022	250,000.00	2.275	1356
912833LK4	220245	2000	US TREASURY STRIP	01/09/2015	43,204.50	.000	11/15/2022	50,000.00	1.870	1356
912833LK4	220347	2000	US TREASURY STRIP	01/20/2015	86,821.00	.000	11/15/2022	100,000.00	1.816	1356
912833LK4	220433	2000	US TREASURY STRIP	01/26/2015	87,629.00	.000	11/15/2022	100,000.00	1.700	1356
912833LK4	220454	2000	US TREASURY STRIP	01/26/2015	43,755.00	.000	11/15/2022	50,000.00	1.718	1356
912833LK4	220473	2000	US TREASURY STRIP	01/26/2015	35,002.80	.000	11/15/2022	40,000.00	1.718	1356
912833LK4	220502	2000	US TREASURY STRIP	01/27/2015	218,745.00	.000	11/15/2022	250,000.00	1.720	1356
912833LK4	220606	2000	US TREASURY STRIP	01/29/2015	218,097.50	.000	11/15/2022	250,000.00	1.760	1356





Run Date: 3/5/2019 11:25:36 AM

Investments Outstanding As Of Date: 2/28/2019

INVENTORY BY MATURITY REPORT

CUSIP	Investment #	Fund	Issuer	Purchase Date	Current Book	Current Rate	Maturity Date	Current Par	YTM	Days to Maturity
912833LK4	225015	2000	USTREASURYSTRIP	12/24/2015	216,370.00	.000	11/15/2022	250,000.00	2.107	1356
912833LK4	225342	2000	USTREASURYSTRIP	02/04/2016	88,675.00	.000	11/15/2022	100,000.00	1.781	1356
912833LK4	228571	2000	US TREASURY STRI ZERO-% 1	11/14/2016	17,303.68	.000	11/15/2022	19,000.00	1.564	1356
912833LK4	229108	2000	S O 11-15-22	01/12/2017	17,652.00	.000	11/15/2022	20,000.00	2.150	1356
912833LK4	229110	2000	S O 11-15-22	01/12/2017	17,652.00	.000	11/15/2022	20,000.00	2.150	1356
912833LK4	229271	2000	S O 11-15-22	01/26/2017	220,705.00	.000	11/15/2022	250,000.00	2.160	1356
912833LK4	229397	2000	S O 11-15-22	02/02/2017	35,246.80	.000	11/15/2022	40,000.00	2.200	1356
912833LK4	234357	2000	S O 11-15-22	11/16/2017	89,998.00	.000	11/15/2022	100,000.00	2.120	1356
912833LK4	234930	2000	S O 11-15-22	01/25/2018	35,601.20	.000	11/15/2022	40,000.00	2.440	1356
912833LK4	235056	2000	S O 11-15-22	02/02/2018	35,552.80	.000	11/15/2022	40,000.00	2.480	1356
19416OEL0	237855	1030	CL 2 1-4 11-15-22 GMTN	08/20/2018	4,386,999.75	2.250	11/15/2022	4,515,000.00	2.967	1356
02665WCA7	237859	1030	HNDA 2.6 11-16-22 MTN	08/20/2018	1,785,005.28	2.600	11/16/2022	1,831,000.00	3.238	1357
02665WCA7	237868	1030	HNDA 2.6 11-16-22 MTN	08/21/2018	976,210.00	2.600	11/16/2022	1,000,000.00	3.204	1357
3130ACRA4	234255	1010	FHLB 1 1-2 11-22-22 0000	11/22/2017	15,000,000.00	2.625	11/22/2022	15,000,000.00	2.625	1363
3134GBY63	234261	1010	FHLMC 2.4 11-28-22	11/28/2017	5,000,000.00	2.400	11/28/2022	5,000,000.00	2.400	1369
14913Q2E8	235618	1030	CAT 2.55 11-29-22 MTN	03/14/2018	4,877,700.00	2.550	11/29/2022	5,000,000.00	3.112	1370
912828M80	234483	1020	T 2 11-30-22	12/01/2017	9,952,792.00	2.000	11/30/2022	10,000,000.00	2.100	1371
912828M80	234534	1020	T 2 11-30-22	12/11/2017	9,933,593.75	2.000	11/30/2022	10,000,000.00	2.142	1371
912828M80	234617	1020	T 2 11-30-22	12/20/2017	9,896,093.75	2.000	11/30/2022	10,000,000.00	2.223	1371
166764AB6	235349	1030	CVX 2.355 12-05-22	02/27/2018	4,867,050.00	2.355	12/05/2022	5,000,000.00	2.956	1376
166764AB6	235506	1030	CVX 2.355 12-05-22	03/07/2018	1,458,390.00	2.355	12/05/2022	1,500,000.00	2.986	1376
931142DU4	234520	1030	WMT 2.35 12-15-22	12/15/2017	4,986,200.00	2.350	12/15/2022	5,000,000.00	2.408	1386
458140AM2	234546	1030	INTC 2.7 12-15-22	12/15/2017	5,047,250.00	2.700	12/15/2022	5,000,000.00	2.498	1386
3134GB7M8	234522	1010	FHLMC 1.65 12-29-22	12/29/2017	15,000,000.00	2.770	12/29/2022	15,000,000.00	2.770	1400
3134GB7F3	234535	1010	FHLMC 2 1-2 12-29-22	12/29/2017	4,000,000.00	2.500	12/29/2022	4,000,000.00	2.500	1400
912828N30	234790	1020	T 2 1-8 12-31-22	01/10/2018	4,958,593.75	2.125	12/31/2022	5,000,000.00	2.302	1402
912828N30	234811	1020	T 2 1-8 12-31-22	01/16/2018	4,942,187.50	2.125	12/31/2022	5,000,000.00	2.374	1402
912828N30	234881	1020	T 2 1-8 12-31-22	01/22/2018	4,930,468.75	2.125	12/31/2022	5,000,000.00	2.425	1402
912828N30	236831	1020	T 2 1-8 12-31-22	05/18/2018	9,659,375.00	2.125	12/31/2022	10,000,000.00	2.918	1402
3134GSBJ3	234650	1010	FHLMC 1.65 1-12-23	01/12/2018	15,000,000.00	2.800	01/12/2023	15,000,000.00	2.800	1414
31359YCM7	173957	2000	FNMA STRIP	12/13/2005	130,752.99	.000	01/15/2023	317,000.00	5.250	1417
88059ENC4	179702	2000	TVA STRIP	01/31/2007	63,690.00	.000	01/15/2023	150,000.00	5.441	1417
3134GSCD5	234783	1010	FHLMC 2.55 01-30-23 0001	01/30/2018	10,000,000.00	2.550	01/30/2023	10,000,000.00	2.550	1432



Run Date: 3/5/2019 11:25:36 AM

Investments Outstanding As Of Date: 2/28/2019

INVENTORY BY MATURITY REPORT

CUSIP	Investment #	Fund	Issuer	Purchase Date	Current Book	Current Rate	Maturity Date	Current Par	YTM	Days to Maturity
3134GSR56	237428	1010	FHLMC 3 01-30-23	07/30/2018	5,200,000.00	3.000	01/30/2023	5,200,000.00	3.000	1432
9128283U2	235035	1020	T 2 3-8 01-31-23	01/31/2018	4,978,125.00	2.375	01/31/2023	5,000,000.00	2.469	1433
9128283U2	235899	1020	T 2 3-8 01-31-23	04/17/2018	14,789,062.50	2.375	01/31/2023	15,000,000.00	2.689	1433
19416QEA4	235011	1030	CL 1.95 02-01-23 MTN	02/01/2018	9,647,400.00	1.950	02/01/2023	10,000,000.00	2.709	1434
46513YCC0	235139	1010	ISRAEL BOND	02/15/2018	10,000,000.00	3.640	02/01/2023	10,000,000.00	3.640	1434
46513YGQ5	235141	1010	ISRAEL BOND FLOATING RATE	02/15/2018	5,000,000.00	3.500	02/01/2023	5,000,000.00	3.500	1434
44932HAH6	235228	1030	IBM 3 02-06-23	02/15/2018	4,987,350.00	3.000	02/06/2023	5,000,000.00	3.055	1439
31358CZ90	143510	2000	FNMA STRIP	08/10/2000	471,386.65	.000	02/07/2023	2,135,000.00	6.830	1440
3130AFC88	238726	1010	FHLB 3.22 02-13-23	11/13/2018	10,000,000.00	3.220	02/13/2023	10,000,000.00	3.220	1446
313490CK8	49399	2000	FED JUDICIARY	03/30/1998	716,040.00	.000	02/15/2023	3,400,000.00	6.362	1448
912833LL2	180370	2000	US TREASURY STRIP	04/03/2007	22,905.50	.000	02/15/2023	50,000.00	4.980	1448
912833LL2	180522	2000	US TREASURY STRIP	04/12/2007	45,059.00	.000	02/15/2023	100,000.00	5.095	1448
912833LL2	180738	2000	US TREASURY STRIP	04/30/2007	46,014.00	.000	02/15/2023	100,000.00	4.975	1448
912833LL2	184840	2000	US TREASURY STRIP	02/28/2008	4,939.02	.000	02/15/2023	10,000.00	4.770	1448
912833LL2	185230	2000	US TREASURY STRIP	03/27/2008	5,210.00	.000	02/15/2023	10,000.00	4.428	1448
912833LL2	185273	2000	US TREASURY STRIP	03/28/2008	25,818.50	.000	02/15/2023	50,000.00	4.490	1448
912833LL2	185599	2000	US TREASURY STRIP	04/16/2008	26,218.00	.000	02/15/2023	50,000.00	4.400	1448
912833LL2	185618	2000	US TREASURY STRIP	04/16/2008	5,260.00	.000	02/15/2023	10,000.00	4.379	1448
912833LL2	185885	2000	US TREASURY STRIP	04/28/2008	12,570.50	.000	02/15/2023	25,000.00	4.700	1448
912833LL2	190599	2000	US TREASURY STRIP	02/27/2009	28,794.50	.000	02/15/2023	50,000.00	3.990	1448
912833LL2	190830	2000	US TREASURY STRIP	03/20/2009	28,901.50	.000	02/15/2023	50,000.00	3.980	1448
912833LL2	190956	2000	US TREASURY STRIP	03/30/2009	59,081.00	.000	02/15/2023	100,000.00	3.827	1448
912833LL2	191122	2000	US TREASURY STRIP	04/13/2009	3,000.00	.000	02/15/2023	5,000.00	3.725	1448
912803BB8	191213	2000	US TREASURY STRIP (P)	04/16/2009	29,076.50	.000	02/15/2023	50,000.00	3.957	1448
912803BB8	191860	2000	US TREASURY STRIP (P)	04/24/2009	29,230.00	.000	02/15/2023	50,000.00	3.925	1448
912833LL2	194858	2000	US TREASURY STRIP	02/08/2010	56,026.00	.000	02/15/2023	100,000.00	4.500	1448
912833LL2	195183	2000	US TREASURY STRIP	03/03/2010	28,166.50	.000	02/15/2023	50,000.00	4.479	1448
912833LL2	195390	2000	US TREASURY STRIP	03/12/2010	56,065.00	.000	02/15/2023	100,000.00	4.525	1448
912833LL2	195859	2000	US TREASURY STRIP	04/08/2010	27,596.50	.000	02/15/2023	50,000.00	4.677	1448
912833LL2	196884	2000	US TREASURY STRIP	04/30/2010	28,595.50	.000	02/15/2023	50,000.00	4.415	1448
912833LL2	203858	2000	US TREASURY STRIP	02/28/2011	30,677.50	.000	02/15/2023	50,000.00	4.125	1448
912833LL2	204505	2000	US TREASURY STRIP	04/12/2011	60,977.00	.000	02/15/2023	100,000.00	4.220	1448
912833LL2	205418	2000	US TREASURY STRIP	05/05/2011	63,064.00	.000	02/15/2023	100,000.00	3.952	1448



Run Date: 3/5/2019 11:25:36 AM

Investments Outstanding As Of Date: 2/28/2019

INVENTORY BY MATURITY REPORT

CUSIP	Investment #	Fund	Issuer	Purchase Date	Current Book	Current Rate	Maturity Date	Current Par	YTM	Days to Maturity
912833LL2	208701	2000	US TREASURY STRIP	02/16/2012	38,882.00	.000	02/15/2023	50,000.00	2.300	1448
912833LL2	208872	2000	US TREASURY STRIP	03/05/2012	78,016.00	.000	02/15/2023	100,000.00	2.281	1448
912833LL2	209011	2000	US TREASURY STRIP	03/19/2012	37,599.00	.000	02/15/2023	50,000.00	2.630	1448
912833LL2	209136	2000	US TREASURY STRIP	04/05/2012	38,044.00	.000	02/15/2023	50,000.00	2.532	1448
912833LL2	209928	2000	US TREASURY STRIP	04/30/2012	39,096.50	.000	02/15/2023	50,000.00	2.292	1448
912833LL2	213288	2000	US TREASURY STRIP	03/25/2013	40,822.50	.000	02/15/2023	50,000.00	2.060	1448
912833LL2	213360	2000	US TREASURY STRIP	03/28/2013	81,786.00	.000	02/15/2023	100,000.00	2.044	1448
912833LL2	213437	2000	US TREASURY STRIP	04/04/2013	41,317.50	.000	02/15/2023	50,000.00	1.942	1448
912833LL2	213504	2000	US TREASURY STRIP	04/12/2013	83,508.00	.000	02/15/2023	100,000.00	1.839	1448
912833LL2	214255	2000	US TREASURY STRIP	05/02/2013	84,236.00	.000	02/15/2023	100,000.00	1.760	1448
912833LL2	216910	2000	US TREASURY STRIP	03/21/2014	197,055.00	.000	02/15/2023	250,000.00	2.690	1448
912833LL2	220875	2000	US TREASURY STRIP	02/13/2015	34,244.80	.000	02/15/2023	40,000.00	1.950	1448
912833LL2	222349	2000	US TREASURY STRIP	04/30/2015	34,650.80	.000	02/15/2023	40,000.00	1.850	1448
912833LL2	225732	2000	USTREASURYSTRIP	03/17/2016	35,260.80	.000	02/15/2023	40,000.00	1.832	1448
912833LL2	225759	2000	USTREASURYSTRIP	03/17/2016	16,089.93	.000	02/15/2023	18,250.00	1.830	1448
912833LL2	229651	2000	S 0 02-15-23	02/24/2017	45,627.40	.000	02/15/2023	52,000.00	2.200	1448
912833LL2	230017	2000	S 0 02-15-23	03/24/2017	350,920.00	.000	02/15/2023	400,000.00	2.232	1448
912833LL2	230131	2000	S 0 02-15-23	03/30/2017	220,037.50	.000	02/15/2023	250,000.00	2.183	1448
912833LL2	230237	2000	S 0 02-15-23	04/06/2017	44,186.00	.000	02/15/2023	50,000.00	2.120	1448
912833LL2	230353	2000	S 0 02-15-23	04/17/2017	35,463.20	.000	02/15/2023	40,000.00	2.075	1448
912833LL2	230988	2000	S 0 02-15-23	04/28/2017	221,975.00	.000	02/15/2023	250,000.00	2.060	1448
912833LL2	235197	2000	S 0 02-15-23	02/15/2018	35,170.80	.000	02/15/2023	40,000.00	2.590	1448
912833LL2	235366	2000	S 0 02-15-23	03/01/2018	35,136.80	.000	02/15/2023	40,000.00	2.630	1448
912833LL2	235391	2000	S 0 02-15-23	03/01/2018	35,097.20	.000	02/15/2023	40,000.00	2.653	1448
912833LL2	235451	2000	S 0 02-15-23	03/05/2018	175,084.00	.000	02/15/2023	200,000.00	2.706	1448
912833LL2	235524	2000	S 0 02-15-23	03/08/2018	35,117.60	.000	02/15/2023	40,000.00	2.652	1448
912833LL2	236306	2000	S 0 02-15-23	04/26/2018	34,912.80	.000	02/15/2023	40,000.00	2.850	1448
30231GAR3	238864	1030	XOM 2.726 03-01-23	11/09/2018	2,915,490.00	2.726	03/01/2023	3,000,000.00	3.434	1462
24422ETG4	236246	1030	DE 2.8 03-06-23 MTN	04/23/2018	4,886,500.00	2.800	03/06/2023	5,000,000.00	3.308	1467
3133EGTF2	239196	1010	FFCB 1.8 03-06-23	12/19/2018	12,428,910.00	1.800	03/06/2023	13,000,000.00	2.915	1467
3134GSEJ0	235166	1010	FHLMC 3 03-15-23	03/15/2018	5,000,000.00	3.000	03/15/2023	5,000,000.00	3.000	1476
084670BR8	235499	1030	BRK 2 3-4 03-15-23	03/15/2018	4,940,550.00	2.750	03/15/2023	5,000,000.00	3.008	1476
084670BR8	235908	1030	BRK 2 3-4 03-15-23	04/19/2018	4,904,850.00	2.750	03/15/2023	5,000,000.00	3.172	1476



Run Date: 3/5/2019 11:25:36 AM

Investments Outstanding As Of Date: 2/28/2019

INVENTORY BY MATURITY REPORT

CUSIP	Investment #	Fund	Issuer	Purchase Date	Current Book	Current Rate	Maturity Date	Current Par	YTM	Days to Maturity
3134GSEQ4	236984	1010	FHLMC 3 03-15-23 0000	06/07/2018	9,953,900.00	3.000	03/15/2023	10,000,000.00	3.104	1476
3130ADTX0	235627	1010	FHLB 2 1-2 03-29-23	03/29/2018	7,000,000.00	2.500	03/29/2023	7,000,000.00	2.500	1490
9128284D9	235878	1020	T 2 1-2 03-31-23	04/13/2018	9,931,250.00	2.500	03/31/2023	10,000,000.00	2.649	1492
9128284D9	235907	1020	T 2 1-2 03-31-23	04/18/2018	9,911,718.75	2.500	03/31/2023	10,000,000.00	2.691	1492
9128284D9	236242	1020	T 2 1-2 03-31-23	04/20/2018	9,884,375.00	2.500	03/31/2023	10,000,000.00	2.751	1492
9128284D9	236444	1020	T 2 1-2 03-31-23	04/25/2018	4,922,265.63	2.500	03/31/2023	5,000,000.00	2.840	1492
191216AZ3	236670	1030	KO 2 1-2 04-01-23	05/03/2018	4,846,250.00	2.500	04/01/2023	5,000,000.00	3.181	1493
191216AZ3	238625	1030	KO 2 1-2 04-01-23	10/19/2018	3,861,800.00	2.500	04/01/2023	4,000,000.00	3.342	1493
3133EJJK4	239545	1010	FFCB 2.97 04-10-23	01/23/2019	9,955,050.00	2.970	04/10/2023	9,975,000.00	3.020	1502
931142DH3	235789	1030	WMT 2.55 04-11-23	04/11/2018	5,866,045.50	2.550	04/11/2023	6,018,000.00	3.099	1503
3134GSJC0	235809	1010	FHLMC 3.05 04-27-23	04/27/2018	5,000,000.00	3.050	04/27/2023	5,000,000.00	3.050	1519
3134GSJJ5	239066	1010	FHLMC 3.1 04-27-23	12/04/2018	5,269,339.68	3.100	04/27/2023	5,302,000.00	3.251	1519
9128284L1	237508	1020	T 2 3-4 04-30-23	07/18/2018	9,999,609.38	2.750	04/30/2023	10,000,000.00	2.750	1522
19416QECO	236538	1030	CL 2.1 05-01-23 MTN	05/02/2018	6,664,490.00	2.100	05/01/2023	7,000,000.00	3.144	1523
037833AK6	238766	1030	AAPL 2.4 05-03-23	10/31/2018	4,789,500.00	2.400	05/03/2023	5,000,000.00	3.416	1525
3134GSW68	239605	1010	FHLMC 2.93 05-12-23	02/12/2019	10,000,000.00	2.930	05/12/2023	10,000,000.00	2.930	1534
912833LN8	181169	2000	US TREASURY STRIP	05/31/2007	22,092.00	.000	05/15/2023	50,000.00	5.185	1537
912833LN8	181417	2000	US TREASURY STRIP	06/26/2007	21,380.50	.000	05/15/2023	50,000.00	5.420	1537
912833LN8	181558	2000	US TREASURY STRIP	07/06/2007	21,843.00	.000	05/15/2023	50,000.00	5.291	1537
912833LN8	181864	2000	US TREASURY STRIP	07/30/2007	44,452.00	.000	05/15/2023	100,000.00	5.200	1537
912833LN8	186336	2010	US TREASURY STRIP	05/22/2008	3,749,099.68	.000	05/15/2023	7,538,000.00	4.717	1537
912833LN8	186422	2000	US TREASURY STRIP	05/27/2008	25,055.00	.000	05/15/2023	50,000.00	4.670	1537
912833LN8	186667	2000	US TREASURY STRIP	06/09/2008	13,580.25	.000	05/15/2023	25,000.00	4.129	1537
912833LN8	187230	2000	US TREASURY STRIP	07/11/2008	5,062.10	.000	05/15/2023	10,000.00	4.639	1537
912833LN8	192218	2000	US TREASURY STRIP	05/13/2009	81,210.00	.000	05/15/2023	150,000.00	4.429	1537
912833LN8	193237	2000	US TREASURY STRIP	08/18/2009	26,764.00	.000	05/15/2023	50,000.00	4.600	1537
912833LN8	197102	2000	US TREASURY STRIP	05/11/2010	177,569.35	.000	05/15/2023	306,000.00	4.227	1537
912833LN8	197197	2000	US TREASURY STRIP	05/14/2010	14,466.00	.000	05/15/2023	25,000.00	4.252	1537
912833LN8	198377	2000	US TREASURY STRIP	06/30/2010	30,733.00	.000	05/15/2023	50,000.00	3.816	1537
912833LN8	198704	2000	US TREASURY STRIP	07/13/2010	61,200.00	.000	05/15/2023	100,000.00	3.861	1537
912833LN8	205477	2000	US TREASURY STRIP	05/09/2011	62,720.00	.000	05/15/2023	100,000.00	3.920	1537
912833LN8	206122	2000	US TREASURY STRIP	06/13/2011	64,973.00	.000	05/15/2023	100,000.00	3.650	1537
912833LN8	206332	2000	US TREASURY STRIP	06/23/2011	32,480.50	.000	05/15/2023	50,000.00	3.660	1537



Run Date: 3/5/2019 11:25:36 AM

Investments Outstanding As Of Date: 2/28/2019

INVENTORY BY MATURITY REPORT

CUSIP	Investment #	Fund	Issuer	Purchase Date	Current Book	Current Rate	Maturity Date	Current Par	YTM	Days to Maturity
912833LN8	206374	2000	US TREASURY STRIP	06/27/2011	32,419.50	.000	05/15/2023	50,000.00	3.679	1537
912833LN8	210181	2000	US TREASURY STRIP	05/16/2012	39,408.00	.000	05/15/2023	50,000.00	2.176	1537
912833LN8	210396	2000	US TREASURY STRIP	06/06/2012	41,171.50	.000	05/15/2023	50,000.00	1.784	1537
912833LN8	210602	2000	US TREASURY STRIP	06/25/2012	40,402.50	.000	05/15/2023	50,000.00	1.967	1537
912833LN8	214706	2000	US TREASURY STRIP	06/17/2013	39,743.50	.000	05/15/2023	50,000.00	2.330	1537
912833LN8	218185	2000	US TREASURY STRIP	06/26/2014	39,605.50	.000	05/15/2023	50,000.00	2.640	1537
912833LN8	218211	2000	US TREASURY STRIP	06/27/2014	39,528.50	.000	05/15/2023	50,000.00	2.663	1537
912833LN8	218581	2000	US TREASURY STRIP	07/31/2014	40,155.00	.000	05/15/2023	50,000.00	2.510	1537
912833LN8	222626	2000	US TREASURY STRIP	05/21/2015	210,577.50	.000	05/15/2023	250,000.00	2.161	1537
912833LN8	226888	2000	US TREASURY STRI ZERO-% 5	05/26/2016	106,412.40	.000	05/15/2023	120,000.00	1.732	1537
912833LN8	227315	2000	US TREASURY STRI ZERO-% 5	07/15/2016	45,576.50	.000	05/15/2023	50,000.00	1.360	1537
912833LN8	227499	2000	US TREASURY STRI ZERO-% 5	07/29/2016	36,246.80	.000	05/15/2023	40,000.00	1.455	1537
912833LN8	227670	2000	US TREASURY STRI ZERO-% 5	08/12/2016	90,637.00	.000	05/15/2023	100,000.00	1.460	1537
912833LN8	231305	2000	S 0 05-15-23	05/11/2017	35,162.40	.000	05/15/2023	40,000.00	2.156	1537
912833LN8	231589	2000	S 0 05-15-23	06/02/2017	35,522.00	.000	05/15/2023	40,000.00	2.005	1537
912833LN8	237032	2000	S 0 05-15-23	06/14/2018	34,819.60	.000	05/15/2023	40,000.00	2.840	1537
912833LN8	237317	2000	S 0 05-15-23	07/06/2018	34,985.20	.000	05/15/2023	40,000.00	2.776	1537
912833LN8	237406	2000	S 0 05-15-23	07/12/2018	35,001.60	.000	05/15/2023	40,000.00	2.776	1537
912828VB3	239254	1020	T 1 3-4 05-15-23	12/21/2018	9,622,656.25	1.750	05/15/2023	10,000,000.00	2.664	1537
166764BK5	238919	1030	CVX 2.566 05-16-23	11/16/2018	2,401,650.00	2.566	05/16/2023	2,500,000.00	3.519	1538
58933YAF2	236838	1030	MRK 2.8 05-18-23	05/22/2018	4,873,950.00	2.800	05/18/2023	5,000,000.00	3.353	1540
3130AFW52	239795	1010	FHLB 2.7 05-26-23	02/26/2019	15,000,000.00	2.700	05/26/2023	15,000,000.00	2.700	1548
3134GSLZ6	236735	1010	FHLMC 3 05-30-23	05/30/2018	5,000,000.00	3.000	05/30/2023	5,000,000.00	3.000	1552
9128284S6	238481	1020	T 2 3-4 05-31-23	10/04/2018	9,907,812.50	2.750	05/31/2023	10,000,000.00	2.963	1553
24422EUH0	236968	1030	DE 3.45 06-07-23 GMTN	06/07/2018	2,007,760.00	3.450	06/07/2023	2,000,000.00	3.365	1560
3130AEEJ5	236937	1010	FHLB 3.05 06-13-23	06/13/2018	10,000,000.00	3.050	06/13/2023	10,000,000.00	3.050	1566
3133EGEE1	239661	1010	FFCB 1.98 06-13-23	01/31/2019	9,678,000.00	1.980	06/13/2023	10,000,000.00	2.768	1566
166764AH3	237293	1030	CVX 3.191 06-24-23	06/29/2018	5,729,067.52	3.191	06/24/2023	5,753,000.00	3.282	1577
931142EK5	238626	1030	WMT 3.4 06-26-23	10/19/2018	4,996,950.00	3.400	06/26/2023	5,000,000.00	3.413	1579
931142EK5	238647	1030	WMT 3.4 06-26-23	10/22/2018	4,986,150.00	3.400	06/26/2023	5,000,000.00	3.464	1579
912828S35	237509	1020	T 1 3-8 06-30-23	07/18/2018	9,362,500.00	1.375	06/30/2023	10,000,000.00	2.761	1583
9128284U1	237586	1020	T 2 5-8 06-30-23	07/25/2018	9,907,812.50	2.625	06/30/2023	10,000,000.00	2.826	1583
02665WCJ8	238451	1030	HNDA 3.45 07-14-23 GMTN	10/03/2018	8,263,594.95	3.450	07/14/2023	8,265,000.00	3.453	1597



Run Date: 3/5/2019 11:25:36 AM

Investments Outstanding As Of Date: 2/28/2019

INVENTORY BY MATURITY REPORT

CUSIP	Investment #	Fund	Issuer	Purchase Date	Current Book	Current Rate	Maturity Date	Current Par	YTM	Days to Maturity
3134A4NB6	158997	2000	FHLMC STRIP	01/23/2003	1,006,230.00	.000	07/15/2023	3,400,000.00	6.035	1598
90331HNV1	237782	1030	USB 3.4 07-24-23 BKNT	08/10/2018	4,999,950.00	3.400	07/24/2023	5,000,000.00	3.400	1607
90331HNV1	239090	1030	USB 3.4 07-24-23 BKNT	12/10/2018	4,980,150.00	3.400	07/24/2023	5,000,000.00	3.493	1607
31358C2A3	108978	2000	FNMA STRIP	06/28/1999	591,450.00	.000	08/07/2023	3,000,000.00	6.849	1621
594918BQ6	238918	1030	MSFT 2 08-08-23	11/16/2018	5,227,101.00	2.000	08/08/2023	5,550,000.00	3.340	1622
912833LMO	178335	2000	US TREASURY STRIP	10/04/2006	22,029.00	.000	08/15/2023	50,000.00	4.920	1629
912833LMO	178589	2000	US TREASURY STRIP	10/26/2006	59,534.58	.000	08/15/2023	138,000.00	5.066	1629
912833LMO	178999	2000	US TREASURY STRIP	11/28/2006	22,591.50	.000	08/15/2023	50,000.00	4.810	1629
912833LMO	182223	2000	US TREASURY STRIP	08/28/2007	44,963.00	.000	08/15/2023	100,000.00	5.070	1629
912833LMO	182554	2000	US TREASURY STRIP	09/25/2007	44,750.00	.000	08/15/2023	100,000.00	5.125	1629
912833LMO	182759	2000	US TREASURY STRIP	10/05/2007	46,008.00	.000	08/15/2023	100,000.00	4.955	1629
912833LMO	188070	2000	US TREASURY STRIP	09/15/2008	26,175.00	.000	08/15/2023	50,000.00	4.387	1629
912833LMO	188165	2010	US TREASURY STRIP	09/22/2008	311,149.44	.000	08/15/2023	576,000.00	4.177	1629
912833LMO	193256	2000	US TREASURY STRIP	08/18/2009	53,283.25	.000	08/15/2023	100,000.00	4.550	1629
912833LMO	199563	2000	US TREASURY STRIP	08/13/2010	31,177.00	.000	08/15/2023	50,000.00	3.665	1629
912833LMO	200626	2000	US TREASURY STRIP	09/24/2010	64,220.00	.000	08/15/2023	100,000.00	3.465	1629
912833LMO	207493	2000	US TREASURY STRIP	09/23/2011	37,299.00	.000	08/15/2023	50,000.00	2.479	1629
912833LMO	207863	2000	US TREASURY STRIP	10/31/2011	72,805.00	.000	08/15/2023	100,000.00	2.710	1629
912833LMO	207916	2000	US TREASURY STRIP	11/03/2011	36,347.00	.000	08/15/2023	50,000.00	2.725	1629
912833LMO	211242	2000	US TREASURY STRIP	08/17/2012	40,209.00	.000	08/15/2023	50,000.00	1.992	1629
912833LMO	211302	2000	US TREASURY STRIP	08/22/2012	79,422.00	.000	08/15/2023	100,000.00	2.109	1629
912833LMO	215297	2000	US TREASURY STRIP	08/16/2013	37,531.00	.000	08/15/2023	50,000.00	2.890	1629
912833LMO	215620	2000	US TREASURY STRIP	09/26/2013	37,660.50	.000	08/15/2023	50,000.00	2.887	1629
912833LMO	215884	2000	US TREASURY STRIP	11/01/2013	77,061.00	.000	08/15/2023	100,000.00	2.680	1629
912833LMO	218839	2000	US TREASURY STRIP	08/28/2014	321,552.00	.000	08/15/2023	400,000.00	2.450	1629
912833LMO	219031	2000	US TREASURY STRIP	09/18/2014	79,200.00	.000	08/15/2023	100,000.00	2.635	1629
912833LMO	219292	2000	US TREASURY STRIP	10/17/2014	32,772.80	.000	08/15/2023	40,000.00	2.270	1629
912833LMO	224331	2000	USTREASURYSTRIP	10/08/2015	85,898.00	.000	08/15/2023	100,000.00	1.945	1629
912833LMO	224485	2000	USTREASURYSTRIP	10/22/2015	85,928.00	.000	08/15/2023	100,000.00	1.950	1629
912833LMO	224554	2000	USTREASURYSTRIP	10/29/2015	34,293.60	.000	08/15/2023	40,000.00	1.984	1629
912833LMO	228091	2000	US TREASURY STRI ZERO-% 8	09/23/2016	44,982.00	.000	08/15/2023	50,000.00	1.540	1629
912833LMO	228287	2000	US TREASURY STRI ZERO-% 8	10/14/2016	223,737.50	.000	08/15/2023	250,000.00	1.630	1629
912833LMO	234130	2000	S 0 08-15-23	10/26/2017	35,270.00	.000	08/15/2023	40,000.00	2.180	1629



Run Date: 3/5/2019 11:25:36 AM

Investments Outstanding As Of Date: 2/28/2019

INVENTORY BY MATURITY REPORT

CUSIP	Investment #	Fund	Issuer	Purchase Date	Current Book	Current Rate	Maturity Date	Current Par	YTM	Days to Maturity
912833LM0	234154	2000	S 0 08-15-23	10/26/2017	44,087.50	.000	08/15/2023	50,000.00	2.180	1629
912833LM0	234189	2000	S 0 08-15-23	10/27/2017	22,019.75	.000	08/15/2023	25,000.00	2.200	1629
912833LM0	237892	2000	S 0 08-15-23	08/23/2018	104,796.00	.000	08/15/2023	120,000.00	2.740	1629
912833LM0	237919	2000	S 0 08-15-23	08/23/2018	34,949.20	.000	08/15/2023	40,000.00	2.730	1629
912833LM0	237932	2000	S 0 08-15-23	08/23/2018	218,420.00	.000	08/15/2023	250,000.00	2.731	1629
742718EB1	238084	1030	PG 3.1 08-15-23	08/31/2018	3,778,926.00	3.100	08/15/2023	3,775,000.00	3.077	1629
912833LM0	238209	2000	S 0 08-15-23	09/13/2018	34,833.60	.000	08/15/2023	40,000.00	2.830	1629
912833LM0	238690	2000	S 0 08-15-23	10/25/2018	345,784.00	.000	08/15/2023	400,000.00	3.053	1629
3134GSUZ6	237840	1010	FHLMC 3.05 08-28-23	08/28/2018	10,000,000.00	3.050	08/28/2023	10,000,000.00	3.050	1642
9128284X5	238202	1020	T 2 3-4 08-31-23	09/11/2018	9,968,750.00	2.750	08/31/2023	10,000,000.00	2.818	1645
9128284X5	238335	1020	T 2 3-4 08-31-23	09/21/2018	9,901,562.50	2.750	08/31/2023	10,000,000.00	2.965	1645
3134GSVP7	237872	1010	FHLMC 2 3-4 09-05-23	09/05/2018	10,000,000.00	2.750	09/05/2023	10,000,000.00	2.750	1650
3133EJZE2	238527	1010	FFCB 3.22 09-11-23	10/10/2018	7,462,500.00	3.220	09/11/2023	7,500,000.00	3.331	1656
3134GSXL4	238107	1010	FHLMC 2 1-2 09-20-23	09/20/2018	15,000,000.00	2.500	09/20/2023	15,000,000.00	2.500	1665
3134GSXW0	238204	1010	FHLMC 3 1-4 09-27-23	09/28/2018	12,500,000.00	3.250	09/27/2023	12,500,000.00	3.250	1672
3134GSXP5	238270	1010	FHLMC 3.35 09-28-23 0000	09/28/2018	9,992,500.00	3.350	09/28/2023	10,000,000.00	3.366	1673
3130AEYH7	238336	1010	FHLB 3.42 09-28-23	09/28/2018	10,000,000.00	3.420	09/28/2023	10,000,000.00	3.420	1673
9128285D8	238449	1020	T 2 7-8 09-30-23	10/02/2018	9,965,625.00	2.875	09/30/2023	10,000,000.00	2.950	1675
9128285D8	238486	1020	T 2 7-8 09-30-23	10/04/2018	9,942,187.50	2.875	09/30/2023	10,000,000.00	3.001	1675
9128285D8	238511	1020	T 2 7-8 09-30-23	10/09/2018	9,910,156.25	2.875	09/30/2023	10,000,000.00	3.071	1675
3133EJD48	238865	1010	FFCB 3.05 10-02-23	11/08/2018	4,978,450.00	3.050	10/02/2023	5,000,000.00	3.145	1677
3130AF4N4	238725	1010	FHLB 3.48 10-18-23	10/25/2018	4,996,500.00	3.480	10/18/2023	5,000,000.00	3.495	1693
3130AEYR5	238450	1010	FHLB 3 1-4 10-19-23	10/19/2018	10,000,000.00	3.250	10/19/2023	10,000,000.00	3.250	1694
3130AF4L8	238530	1010	FHLB 3.3 10-30-23 0000	10/30/2018	5,198,700.00	3.300	10/30/2023	5,200,000.00	3.305	1705
88059EHL1	128969	2000	TVA STRIP	02/07/2000	470,668.03	.000	11/01/2023	2,401,000.00	6.986	1707
3130AFCL9	238755	1010	FHLB 2 3-4 11-09-23	11/09/2018	15,000,000.00	2.750	11/09/2023	15,000,000.00	2.750	1715
912833LP3	179297	2000	US TREASURY STRIP	12/18/2006	111,512.50	.000	11/15/2023	250,000.00	4.832	1721
912833LP3	179703	2000	US TREASURY STRIP	01/31/2007	64,126.50	.000	11/15/2023	150,000.00	5.127	1721
912833LP3	183733	2000	US TREASURY STRIP	12/05/2007	24,400.00	.000	11/15/2023	50,000.00	4.550	1721
912833LP3	183940	2000	US TREASURY STRIP	12/19/2007	46,516.00	.000	11/15/2023	100,000.00	4.870	1721
912833LP3	184230	2000	US TREASURY STRIP	01/10/2008	73,650.00	.000	11/15/2023	150,000.00	4.540	1721
912833LP3	189217	2000	US TREASURY STRIP	11/21/2008	50,589.00	.000	11/15/2023	100,000.00	4.600	1721
912833LP3	189263	2000	US TREASURY STRIP	11/21/2008	2,675.00	.000	11/15/2023	5,000.00	4.218	1721



Run Date: 3/5/2019 11:25:36 AM

Investments Outstanding As Of Date: 2/28/2019

INVENTORY BY MATURITY REPORT

CUSIP	Investment #	Fund	Issuer	Purchase Date	Current Book	Current Rate	Maturity Date	Current Par	YTM	Days to Maturity
912833LP3	189962	2000	US TREASURY STRIP	01/12/2009	143,260.00	.000	11/15/2023	250,000.00	3.787	1721
912833LP3	190250	2000	US TREASURY STRIP	02/04/2009	54,070.00	.000	11/15/2023	100,000.00	4.205	1721
912833LP3	194196	2000	US TREASURY STRIP	11/24/2009	55,012.00	.000	11/15/2023	100,000.00	4.322	1721
912833LP3	194729	2000	US TREASURY STRIP	01/28/2010	27,171.50	.000	11/15/2023	50,000.00	4.470	1721
912833LP3	201935	2000	US TREASURY STRIP	11/17/2010	31,369.50	.000	11/15/2023	50,000.00	3.620	1721
912833LP3	202150	2000	US TREASURY STRIP	11/24/2010	30,891.00	.000	11/15/2023	50,000.00	3.746	1721
912833LP3	203390	2000	US TREASURY STRIP	01/31/2011	58,735.00	.000	11/15/2023	100,000.00	4.205	1721
912833LP3	212192	2000	US TREASURY STRIP	11/30/2012	121,449.00	.000	11/15/2023	150,000.00	1.936	1721
912833LP3	212322	2000	US TREASURY STRIP	12/13/2012	284,469.50	.000	11/15/2023	350,000.00	1.907	1721
912833LP3	212651	2000	US TREASURY STRIP	01/17/2013	39,734.50	.000	11/15/2023	50,000.00	2.134	1721
912833LP3	216071	2000	US TREASURY STRIP	11/21/2013	37,675.50	.000	11/15/2023	50,000.00	2.855	1721
912833LP3	216416	2000	US TREASURY STRIP	01/09/2014	73,693.00	.000	11/15/2023	100,000.00	3.124	1721
912833LP3	219693	2000	US TREASURY STRIP	11/20/2014	201,742.50	.000	11/15/2023	250,000.00	2.401	1721
912833LP3	220246	2000	US TREASURY STRIP	01/09/2015	42,038.00	.000	11/15/2023	50,000.00	1.970	1721
912833LP3	220348	2000	US TREASURY STRIP	01/20/2015	84,363.00	.000	11/15/2023	100,000.00	1.938	1721
912833LP3	220434	2000	US TREASURY STRIP	01/26/2015	85,261.00	.000	11/15/2023	100,000.00	1.820	1721
912833LP3	220455	2000	US TREASURY STRIP	01/26/2015	42,547.00	.000	11/15/2023	50,000.00	1.842	1721
912833LP3	220474	2000	US TREASURY STRIP	01/26/2015	34,044.80	.000	11/15/2023	40,000.00	1.840	1721
912833LP3	220503	2000	US TREASURY STRIP	01/27/2015	212,790.00	.000	11/15/2023	250,000.00	1.840	1721
912833LP3	220607	2000	US TREASURY STRIP	01/29/2015	211,767.50	.000	11/15/2023	250,000.00	1.897	1721
912833LP3	225021	2000	USTREASURYSTRIP	12/24/2015	210,512.50	.000	11/15/2023	250,000.00	2.190	1721
912833LP3	225343	2000	USTREASURYSTRIP	02/04/2016	86,241.00	.000	11/15/2023	100,000.00	1.912	1721
912833LP3	228572	2000	US TREASURY STRI ZERO-% 1	11/14/2016	16,002.36	.000	11/15/2023	18,000.00	1.687	1721
912833LP3	229111	2000	S 0 11-15-23	01/12/2017	17,150.40	.000	11/15/2023	20,000.00	2.260	1721
912833LP3	229115	2000	S 0 11-15-23	01/12/2017	17,150.40	.000	11/15/2023	20,000.00	2.260	1721
912833LP3	229260	2000	S 0 11-15-23	01/26/2017	214,132.50	.000	11/15/2023	250,000.00	2.290	1721
912833LP3	229398	2000	S 0 11-15-23	02/02/2017	34,184.80	.000	11/15/2023	40,000.00	2.330	1721
912833LP3	234358	2000	S 0 11-15-23	11/16/2017	87,495.00	.000	11/15/2023	100,000.00	2.240	1721
912833LP3	234931	2000	S 0 11-15-23	01/25/2018	34,509.60	.000	11/15/2023	40,000.00	2.560	1721
912833LP3	235057	2000	S 0 11-15-23	02/02/2018	34,430.80	.000	11/15/2023	40,000.00	2.610	1721
3134GS3U7	239885	1010	FHLMC 2.71 11-28-23	02/28/2019	10,000,000.00	2.710	11/28/2023	10,000,000.00	2.710	1734
3130AFGL5	238975	1010	FHLB 2 3-4 12-06-23	12/06/2018	15,000,000.00	2.750	12/06/2023	15,000,000.00	2.750	1742
3133EJ3Q0	239248	1010	FFCB 2 7-8 12-21-23	12/21/2018	10,023,610.00	2.875	12/21/2023	10,000,000.00	2.824	1757





Run Date: 3/5/2019 11:25:36 AM

Investments Outstanding As Of Date: 2/28/2019

INVENTORY BY MATURITY REPORT

CUSIP	Investment #	Fund	Issuer	Purchase Date	Current Book	Current Rate	Maturity Date	Current Par	YTM	Days to Maturity
912828V23	239614	1020	T 2 1-4 12-31-23	01/28/2019	14,773,828.13	2.250	12/31/2023	15,000,000.00	2.578	1767
3130AFME4	239259	1010	FHLB 2 3-4 01-03-24	01/03/2019	15,000,000.00	2.750	01/03/2024	15,000,000.00	2.750	1770
31359YCP0	147429	2000	FNMA STRIP	03/07/2001	278,697.69	.000	01/15/2024	1,143,000.00	6.270	1782
31359YCP0	173958	2000	FNMA STRIP	12/13/2005	109,267.56	.000	01/15/2024	279,000.00	5.250	1782
3130AFQR1	239518	1010	FHLB 2.83 01-22-24	01/22/2019	7,500,000.00	2.830	01/22/2024	7,500,000.00	2.830	1789
3130AFRK5	239516	1010	FHLB 3.05 01-30-24	01/30/2019	15,000,000.00	3.050	01/30/2024	15,000,000.00	3.050	1797
31358C2B1	143509	2000	FNMA STRIP	08/10/2000	312,829.30	.000	02/07/2024	1,505,000.00	6.800	1805
3130AFUK1	239782	1010	FHLB 2.74 02-08-24	02/12/2019	4,998,000.00	2.740	02/08/2024	5,000,000.00	2.749	1806
3134GSW35	239672	1010	FHLMC 3.03 02-14-24	02/14/2019	8,000,000.00	3.030	02/14/2024	8,000,000.00	3.030	1812
88579YBB6	239806	1030	MMM 3 1-4 02-14-24 MTN	02/15/2019	5,062,050.00	3.250	02/14/2024	5,000,000.00	2.981	1812
88579YBB6	239886	1030	MMM 3 1-4 02-14-24 MTN	02/25/2019	5,075,100.00	3.250	02/14/2024	5,000,000.00	2.923	1812
313490CM4	49401	2000	FED JUDICIARY	03/30/1998	478,320.00	.000	02/15/2024	2,400,000.00	6.332	1813
912833LQ1	180371	2000	US TREASURY STRIP	04/03/2007	21,788.00	.000	02/15/2024	50,000.00	4.985	1813
912833LQ1	180523	2000	US TREASURY STRIP	04/12/2007	42,848.00	.000	02/15/2024	100,000.00	5.095	1813
912833LQ1	180739	2000	US TREASURY STRIP	04/30/2007	43,808.00	.000	02/15/2024	100,000.00	4.975	1813
912833LQ1	184841	2000	US TREASURY STRIP	02/28/2008	4,667.73	.000	02/15/2024	10,000.00	4.830	1813
912833LQ1	185231	2000	US TREASURY STRIP	03/27/2008	4,965.00	.000	02/15/2024	10,000.00	4.456	1813
912833LQ1	185274	2000	US TREASURY STRIP	03/28/2008	24,582.50	.000	02/15/2024	50,000.00	4.520	1813
912833LQ1	185600	2000	US TREASURY STRIP	04/16/2008	24,985.00	.000	02/15/2024	50,000.00	4.430	1813
912833LQ1	185619	2000	US TREASURY STRIP	04/16/2008	5,000.00	.000	02/15/2024	10,000.00	4.426	1813
912833LQ1	185886	2000	US TREASURY STRIP	04/28/2008	11,944.50	.000	02/15/2024	25,000.00	4.730	1813
912833LQ1	190600	2000	US TREASURY STRIP	02/27/2009	27,763.00	.000	02/15/2024	50,000.00	3.970	1813
912833LQ1	190831	2000	US TREASURY STRIP	03/20/2009	27,542.00	.000	02/15/2024	50,000.00	4.040	1813
912833LQ1	190957	2000	US TREASURY STRIP	03/30/2009	55,996.00	.000	02/15/2024	100,000.00	3.935	1813
912833LQ1	191123	2000	US TREASURY STRIP	04/13/2009	2,850.00	.000	02/15/2024	5,000.00	3.823	1813
912833LQ1	191214	2000	US TREASURY STRIP	04/16/2009	29,074.50	.000	02/15/2024	50,000.00	3.688	1813
912833LQ1	191861	2000	US TREASURY STRIP	04/24/2009	27,815.00	.000	02/15/2024	50,000.00	3.999	1813
912833LQ1	194859	2000	US TREASURY STRIP	02/08/2010	52,785.00	.000	02/15/2024	100,000.00	4.610	1813
912833LQ1	195184	2000	US TREASURY STRIP	03/03/2010	26,559.00	.000	02/15/2024	50,000.00	4.585	1813
912833LQ1	195391	2000	US TREASURY STRIP	03/12/2010	52,874.00	.000	02/15/2024	100,000.00	4.627	1813
912833LQ1	195860	2000	US TREASURY STRIP	04/08/2010	25,969.50	.000	02/15/2024	50,000.00	4.784	1813
912833LQ1	196885	2000	US TREASURY STRIP	04/30/2010	27,061.50	.000	02/15/2024	50,000.00	4.500	1813
912833LQ1	203859	2000	US TREASURY STRIP	02/28/2011	28,920.00	.000	02/15/2024	50,000.00	4.268	1813



Run Date: 3/5/2019 11:25:36 AM

Investments Outstanding As Of Date: 2/28/2019

INVENTORY BY MATURITY REPORT

CUSIP	Investment #	Fund	Issuer	Purchase Date	Current Book	Current Rate	Maturity Date	Current Par	YTM	Days to Maturity
912833LQ1	204506	2000	US TREASURY STRIP	04/12/2011	57,390.00	.000	02/15/2024	100,000.00	4.370	1813
912833LQ1	205419	2000	US TREASURY STRIP	05/05/2011	59,690.00	.000	02/15/2024	100,000.00	4.078	1813
912833LQ1	208702	2000	US TREASURY STRIP	02/16/2012	37,178.50	.000	02/15/2024	50,000.00	2.485	1813
912833LQ1	208873	2000	US TREASURY STRIP	03/05/2012	74,637.00	.000	02/15/2024	100,000.00	2.463	1813
912833LQ1	209012	2000	US TREASURY STRIP	03/19/2012	35,778.50	.000	02/15/2024	50,000.00	2.830	1813
912833LQ1	209137	2000	US TREASURY STRIP	04/05/2012	36,308.50	.000	02/15/2024	50,000.00	2.716	1813
912833LQ1	209929	2000	US TREASURY STRIP	04/30/2012	37,317.50	.000	02/15/2024	50,000.00	2.496	1813
912833LQ1	213289	2000	US TREASURY STRIP	03/25/2013	39,141.00	.000	02/15/2024	50,000.00	2.260	1813
912833LQ1	213361	2000	US TREASURY STRIP	03/28/2013	78,432.00	.000	02/15/2024	100,000.00	2.244	1813
912833LQ1	213438	2000	US TREASURY STRIP	04/04/2013	39,659.50	.000	02/15/2024	50,000.00	2.143	1813
912833LQ1	213505	2000	US TREASURY STRIP	04/12/2013	80,294.00	.000	02/15/2024	100,000.00	2.034	1813
912833LQ1	214257	2000	US TREASURY STRIP	05/02/2013	80,987.00	.000	02/15/2024	100,000.00	1.964	1813
912833LQ1	216911	2000	US TREASURY STRIP	03/21/2014	188,882.50	.000	02/15/2024	250,000.00	2.850	1813
912833LQ1	220876	2000	US TREASURY STRIP	02/13/2015	33,258.80	.000	02/15/2024	40,000.00	2.060	1813
912833LQ1	222350	2000	US TREASURY STRIP	04/30/2015	33,664.80	.000	02/15/2024	40,000.00	1.970	1813
912833LQ1	225734	2000	USTREASURYSTRIP	03/17/2016	34,400.00	.000	02/15/2024	40,000.00	1.915	1813
912833LQ1	225760	2000	USTREASURYSTRIP	03/17/2016	15,700.84	.000	02/15/2024	18,250.00	1.910	1813
912833LQ1	229653	2000	S 0 02-15-24	02/24/2017	44,241.60	.000	02/15/2024	52,000.00	2.330	1813
912833LQ1	230018	2000	S 0 02-15-24	03/24/2017	340,988.00	.000	02/15/2024	400,000.00	2.327	1813
912833LQ1	230133	2000	S 0 02-15-24	03/30/2017	213,742.50	.000	02/15/2024	250,000.00	2.290	1813
912833LQ1	230230	2000	S 0 02-15-24	04/06/2017	42,913.00	.000	02/15/2024	50,000.00	2.240	1813
912833LQ1	230354	2000	S 0 02-15-24	04/17/2017	34,481.60	.000	02/15/2024	40,000.00	2.185	1813
912833LQ1	230989	2000	S 0 02-15-24	04/28/2017	215,870.00	.000	02/15/2024	250,000.00	2.170	1813
912833LQ1	235198	2000	S 0 02-15-24	02/15/2018	34,054.40	.000	02/15/2024	40,000.00	2.700	1813
912833LQ1	235367	2000	S 0 02-15-24	03/01/2018	34,049.60	.000	02/15/2024	40,000.00	2.720	1813
912833LQ1	235392	2000	S 0 02-15-24	03/01/2018	34,018.80	.000	02/15/2024	40,000.00	2.735	1813
912833LQ1	235452	2000	S 0 02-15-24	03/05/2018	169,552.00	.000	02/15/2024	200,000.00	2.795	1813
912833LQ1	235525	2000	S 0 02-15-24	03/08/2018	34,055.60	.000	02/15/2024	40,000.00	2.726	1813
912833LQ1	236307	2000	S 0 02-15-24	04/26/2018	33,841.60	.000	02/15/2024	40,000.00	2.900	1813
912833LR9	181170	2000	US TREASURY STRIP	05/31/2007	20,972.50	.000	05/15/2024	50,000.00	5.190	1903
912833LR9	181418	2000	US TREASURY STRIP	06/26/2007	20,250.50	.000	05/15/2024	50,000.00	5.425	1903
912833LR9	181559	2000	US TREASURY STRIP	07/06/2007	20,710.00	.000	05/15/2024	50,000.00	5.297	1903
912833LR9	181865	2000	US TREASURY STRIP	07/30/2007	42,158.00	.000	05/15/2024	100,000.00	5.210	1903



Run Date: 3/5/2019 11:25:36 AM

Investments Outstanding As Of Date: 2/28/2019

INVENTORY BY MATURITY REPORT

CUSIP	Investment #	Fund	Issuer	Purchase Date	Current Book	Current Rate	Maturity Date	Current Par	YTM	Days to Maturity
912833LR9	182555	2000	US TREASURY STRIP	09/25/2007	42,920.00	.000	05/15/2024	100,000.00	5.149	1903
912833LR9	186337	2010	US TREASURY STRIP	05/22/2008	3,552,131.74	.000	05/15/2024	7,538,000.00	4.764	1903
912833LR9	186423	2000	US TREASURY STRIP	05/27/2008	23,813.00	.000	05/15/2024	50,000.00	4.700	1903
912833LR9	186668	2000	US TREASURY STRIP	06/09/2008	12,905.75	.000	05/15/2024	25,000.00	4.193	1903
912833LR9	187231	2000	US TREASURY STRIP	07/11/2008	4,836.00	.000	05/15/2024	10,000.00	4.638	1903
912833LR9	192220	2000	US TREASURY STRIP	05/13/2009	76,455.00	.000	05/15/2024	150,000.00	4.542	1903
912833LR9	193238	2000	US TREASURY STRIP	08/18/2009	25,222.79	.000	05/15/2024	50,000.00	4.696	1903
912833LR9	197104	2000	US TREASURY STRIP	05/11/2010	168,631.09	.000	05/15/2024	306,000.00	4.298	1903
912833LR9	197198	2000	US TREASURY STRIP	05/14/2010	13,696.00	.000	05/15/2024	25,000.00	4.344	1903
912833LR9	198378	2000	US TREASURY STRIP	06/30/2010	29,157.50	.000	05/15/2024	50,000.00	3.925	1903
912833LR9	198705	2000	US TREASURY STRIP	07/13/2010	58,250.00	.000	05/15/2024	100,000.00	3.943	1903
912833LR9	205478	2000	US TREASURY STRIP	05/09/2011	56,714.00	.000	05/15/2024	100,000.00	4.405	1903
912833LR9	206123	2000	US TREASURY STRIP	06/13/2011	61,484.00	.000	05/15/2024	100,000.00	3.800	1903
912833LR9	206331	2000	US TREASURY STRIP	06/23/2011	30,695.50	.000	05/15/2024	50,000.00	3.820	1903
912833LR9	206375	2000	US TREASURY STRIP	06/27/2011	30,644.00	.000	05/15/2024	50,000.00	3.837	1903
912833LR9	210182	2000	US TREASURY STRIP	05/16/2012	37,821.00	.000	05/15/2024	50,000.00	2.340	1903
912833LR9	210397	2000	US TREASURY STRIP	06/06/2012	39,731.00	.000	05/15/2024	50,000.00	1.935	1903
912833LR9	210603	2000	US TREASURY STRIP	06/25/2012	38,892.50	.000	05/15/2024	50,000.00	2.124	1903
912833LR9	214707	2000	US TREASURY STRIP	06/17/2013	38,046.00	.000	05/15/2024	50,000.00	2.520	1903
912833LR9	218186	2000	US TREASURY STRIP	06/26/2014	38,168.50	.000	05/15/2024	50,000.00	2.750	1903
912833LR9	218212	2000	US TREASURY STRIP	06/27/2014	38,067.50	.000	05/15/2024	50,000.00	2.778	1903
912833LR9	218582	2000	US TREASURY STRIP	07/31/2014	38,751.50	.000	05/15/2024	50,000.00	2.620	1903
912833LR9	222628	2000	US TREASURY STRIP	05/21/2015	203,855.00	.000	05/15/2024	250,000.00	2.284	1903
912833LR9	226877	2000	US TREASURY STRI ZERO-% 5	05/26/2016	103,884.00	.000	05/15/2024	120,000.00	1.818	1903
912833LR9	227316	2000	US TREASURY STRI ZERO-% 5	07/15/2016	44,753.50	.000	05/15/2024	50,000.00	1.420	1903
912833LR9	227500	2000	US TREASURY STRI ZERO-% 5	07/29/2016	35,532.00	.000	05/15/2024	40,000.00	1.525	1903
912833LR9	227672	2000	US TREASURY STRI ZERO-% 5	08/12/2016	88,848.00	.000	05/15/2024	100,000.00	1.530	1903
912833LR9	231306	2000	S 0 05-15-24	05/11/2017	34,164.40	.000	05/15/2024	40,000.00	2.262	1903
912833LR9	231591	2000	S 0 05-15-24	06/02/2017	34,569.60	.000	05/15/2024	40,000.00	2.110	1903
912833LR9	237033	2000	S 0 05-15-24	06/14/2018	33,752.80	.000	05/15/2024	40,000.00	2.890	1903
912833LR9	237318	2000	S 0 05-15-24	07/06/2018	33,972.40	.000	05/15/2024	40,000.00	2.807	1903
912833LR9	237409	2000	S 0 05-15-24	07/12/2018	33,974.80	.000	05/15/2024	40,000.00	2.814	1903
31358C2C9	132101	2000	FNMA STRIP	03/06/2000	879,017.75	.000	08/07/2024	4,405,000.00	6.709	1987



Run Date: 3/5/2019 11:25:36 AM

Investments Outstanding As Of Date: 2/28/2019

INVENTORY BY MATURITY REPORT

CUSIP	Investment #	Fund	Issuer	Purchase Date	Current Book	Current Rate	Maturity Date	Current Par	YTM	Days to Maturity
912833LS7	178336	2000	US TREASURY STRIP	10/04/2006	20,983.50	.000	08/15/2024	50,000.00	4.920	1995
912833LS7	178590	2000	US TREASURY STRIP	10/26/2006	56,549.64	.000	08/15/2024	138,000.00	5.074	1995
912833LS7	179000	2000	US TREASURY STRIP	11/28/2006	21,524.00	.000	08/15/2024	50,000.00	4.815	1995
912833LS7	182224	2000	US TREASURY STRIP	08/28/2007	42,556.00	.000	08/15/2024	100,000.00	5.100	1995
912833LS7	182760	2000	US TREASURY STRIP	10/05/2007	43,684.00	.000	08/15/2024	100,000.00	4.973	1995
912833LS7	188071	2000	US TREASURY STRIP	09/15/2008	25,200.00	.000	08/15/2024	50,000.00	4.352	1995
912833LS7	188166	2010	US TREASURY STRIP	09/22/2008	297,624.96	.000	08/15/2024	576,000.00	4.197	1995
912833LS7	193257	2000	US TREASURY STRIP	08/18/2009	50,300.25	.000	08/15/2024	100,000.00	4.636	1995
912833LS7	199564	2000	US TREASURY STRIP	08/13/2010	29,634.00	.000	08/15/2024	50,000.00	3.770	1995
912833LS7	200627	2000	US TREASURY STRIP	09/24/2010	61,168.00	.000	08/15/2024	100,000.00	3.570	1995
912833LS7	207494	2000	US TREASURY STRIP	09/23/2011	35,735.50	.000	08/15/2024	50,000.00	2.622	1995
912833LS7	207864	2000	US TREASURY STRIP	10/31/2011	69,763.00	.000	08/15/2024	100,000.00	2.835	1995
912833LS7	207917	2000	US TREASURY STRIP	11/03/2011	34,779.50	.000	08/15/2024	50,000.00	2.860	1995
912833LS7	211243	2000	US TREASURY STRIP	08/17/2012	38,678.50	.000	08/15/2024	50,000.00	2.152	1995
912833LS7	211303	2000	US TREASURY STRIP	08/22/2012	76,301.00	.000	08/15/2024	100,000.00	2.270	1995
912833LS7	215298	2000	US TREASURY STRIP	08/16/2013	35,765.00	.000	08/15/2024	50,000.00	3.070	1995
912833LS7	215621	2000	US TREASURY STRIP	09/26/2013	35,911.50	.000	08/15/2024	50,000.00	3.064	1995
912833LS7	215885	2000	US TREASURY STRIP	11/01/2013	73,534.00	.000	08/15/2024	100,000.00	2.870	1995
912833LS7	218840	2000	US TREASURY STRIP	08/28/2014	310,592.00	.000	08/15/2024	400,000.00	2.555	1995
912833LS7	219032	2000	US TREASURY STRIP	09/18/2014	76,300.00	.000	08/15/2024	100,000.00	2.749	1995
912833LS7	219293	2000	US TREASURY STRIP	10/17/2014	31,700.40	.000	08/15/2024	40,000.00	2.380	1995
912833LS7	224332	2000	USTREASURYSTRIP	10/08/2015	83,224.00	.000	08/15/2024	100,000.00	2.085	1995
912833LS7	224486	2000	USTREASURYSTRIP	10/22/2015	83,108.00	.000	08/15/2024	100,000.00	2.110	1995
912833LS7	224564	2000	USTREASURYSTRIP	10/29/2015	33,210.40	.000	08/15/2024	40,000.00	2.126	1995
912833LS7	228076	2000	US TREASURY STRI ZERO-% 8	09/23/2016	44,020.50	.000	08/15/2024	50,000.00	1.620	1995
912833LS7	228288	2000	US TREASURY STRI ZERO-% 8	10/14/2016	218,855.00	.000	08/15/2024	250,000.00	1.705	1995
912833LS7	234131	2000	S 0 08-15-24	10/26/2017	34,282.00	.000	08/15/2024	40,000.00	2.280	1995
912833LS7	234155	2000	S 0 08-15-24	10/26/2017	42,881.00	.000	08/15/2024	50,000.00	2.270	1995
912833LS7	234190	2000	S 0 08-15-24	10/27/2017	21,413.00	.000	08/15/2024	25,000.00	2.290	1995
912833LS7	237882	2000	S 0 08-15-24	08/23/2018	101,802.00	.000	08/15/2024	120,000.00	2.770	1995
912833LS7	237920	2000	S 0 08-15-24	08/23/2018	33,954.00	.000	08/15/2024	40,000.00	2.760	1995
912833LS7	237933	2000	S 0 08-15-24	08/23/2018	212,152.50	.000	08/15/2024	250,000.00	2.765	1995
912833LS7	238210	2000	S 0 08-15-24	09/13/2018	33,809.20	.000	08/15/2024	40,000.00	2.860	1995



Run Date: 3/5/2019 11:25:36 AM

Investments Outstanding As Of Date: 2/28/2019

INVENTORY BY MATURITY REPORT

CUSIP	Investment #	Fund	Issuer	Purchase Date	Current Book	Current Rate	Maturity Date	Current Par	YTM	Days to Maturity
912833LS7	238689	2000	S 0 08-15-24	10/25/2018	334,564.00	.000	08/15/2024	400,000.00	3.100	1995
912833LT5	179298	2000	US TREASURY STRIP	12/18/2006	106,165.00	.000	11/15/2024	250,000.00	4.840	2087
912833LT5	183734	2000	US TREASURY STRIP	12/05/2007	23,205.00	.000	11/15/2024	50,000.00	4.582	2087
912833LT5	183941	2000	US TREASURY STRIP	12/19/2007	44,185.00	.000	11/15/2024	100,000.00	4.890	2087
912833LT5	184231	2000	US TREASURY STRIP	01/10/2008	70,140.00	.000	11/15/2024	150,000.00	4.564	2087
912833LT5	189218	2000	US TREASURY STRIP	11/21/2008	49,875.00	.000	11/15/2024	100,000.00	4.400	2087
912833LT5	189264	2000	US TREASURY STRIP	11/21/2008	2,600.00	.000	11/15/2024	5,000.00	4.133	2087
912833LT5	189963	2000	US TREASURY STRIP	01/12/2009	142,012.50	.000	11/15/2024	250,000.00	3.602	2087
912833LT5	190251	2000	US TREASURY STRIP	02/04/2009	52,959.00	.000	11/15/2024	100,000.00	4.070	2087
912833LT5	194197	2000	US TREASURY STRIP	11/24/2009	51,822.00	.000	11/15/2024	100,000.00	4.438	2087
912833LT5	194730	2000	US TREASURY STRIP	01/28/2010	25,675.50	.000	11/15/2024	50,000.00	4.556	2087
912833LT5	201936	2000	US TREASURY STRIP	11/17/2010	29,484.00	.000	11/15/2024	50,000.00	3.810	2087
912833LT5	202151	2000	US TREASURY STRIP	11/24/2010	28,988.50	.000	11/15/2024	50,000.00	3.939	2087
912833LT5	203391	2000	US TREASURY STRIP	01/31/2011	55,167.00	.000	11/15/2024	100,000.00	4.361	2087
912833LT5	212193	2000	US TREASURY STRIP	11/30/2012	116,995.50	.000	11/15/2024	150,000.00	2.089	2087
912833LT5	212323	2000	US TREASURY STRIP	12/13/2012	273,833.00	.000	11/15/2024	350,000.00	2.069	2087
912833LT5	212652	2000	US TREASURY STRIP	01/17/2013	38,165.50	.000	11/15/2024	50,000.00	2.297	2087
912833LT5	216072	2000	US TREASURY STRIP	11/21/2013	35,877.00	.000	11/15/2024	50,000.00	3.045	2087
912833LT5	216417	2000	US TREASURY STRIP	01/09/2014	70,073.00	.000	11/15/2024	100,000.00	3.305	2087
912833LT5	219694	2000	US TREASURY STRIP	11/20/2014	194,320.00	.000	11/15/2024	250,000.00	2.539	2087
912833LT5	220247	2000	US TREASURY STRIP	01/09/2015	40,861.50	.000	11/15/2024	50,000.00	2.060	2087
912833LT5	220349	2000	US TREASURY STRIP	01/20/2015	81,953.00	.000	11/15/2024	100,000.00	2.038	2087
912833LT5	220435	2000	US TREASURY STRIP	01/26/2015	83,001.00	.000	11/15/2024	100,000.00	1.910	2087
912833LT5	220456	2000	US TREASURY STRIP	01/26/2015	41,430.00	.000	11/15/2024	50,000.00	1.928	2087
912833LT5	220475	2000	US TREASURY STRIP	01/26/2015	33,142.40	.000	11/15/2024	40,000.00	1.928	2087
912833LT5	220504	2000	US TREASURY STRIP	01/27/2015	207,312.50	.000	11/15/2024	250,000.00	1.920	2087
912833LT5	220608	2000	US TREASURY STRIP	01/29/2015	206,422.50	.000	11/15/2024	250,000.00	1.965	2087
912833LT5	225022	2000	USTREASURYSTRIP	12/24/2015	204,282.50	.000	11/15/2024	250,000.00	2.284	2087
912833LT5	225344	2000	USTREASURYSTRIP	02/04/2016	83,692.00	.000	11/15/2024	100,000.00	2.039	2087
912833LT5	228573	2000	US TREASURY STRI ZERO-% 1	11/14/2016	15,608.88	.000	11/15/2024	18,000.00	1.789	2087
912833LT5	229113	2000	S 0 11-15-24	01/12/2017	16,626.80	.000	11/15/2024	20,000.00	2.370	2087
912833LT5	229116	2000	S 0 11-15-24	01/12/2017	16,626.80	.000	11/15/2024	20,000.00	2.370	2087
912833LT5	229261	2000	S 0 11-15-24	01/26/2017	207,385.00	.000	11/15/2024	250,000.00	2.410	2087



Run Date: 3/5/2019 11:25:36 AM

Investments Outstanding As Of Date: 2/28/2019

INVENTORY BY MATURITY REPORT

CUSIP	Investment #	Fund	Issuer	Purchase Date	Current Book	Current Rate	Maturity Date	Current Par	YTM	Days to Maturity
912833LT5	229399	2000	S 0 11-15-24	02/02/2017	33,095.20	.000	11/15/2024	40,000.00	2.450	2087
912833LT5	234359	2000	S 0 11-15-24	11/16/2017	85,095.00	.000	11/15/2024	100,000.00	2.320	2087
912833LT5	234932	2000	S 0 11-15-24	01/25/2018	33,507.60	.000	11/15/2024	40,000.00	2.620	2087
912833LT5	235058	2000	S 0 11-15-24	02/02/2018	33,437.20	.000	11/15/2024	40,000.00	2.660	2087
31359YCR6	173959	2000	FNMA STRIP	12/13/2005	98,180.60	.000	01/15/2025	266,000.00	5.290	2148
76116EGF1	179704	2000	REF CORP STRIP	01/31/2007	59,028.00	.000	01/15/2025	150,000.00	5.262	2148
31358C2D7	143508	2000	FNMA STRIP	08/10/2000	427,761.60	.000	02/07/2025	2,195,000.00	6.790	2171
912833LU2	180372	2000	US TREASURY STRIP	04/03/2007	20,723.00	.000	02/15/2025	50,000.00	4.990	2179
912833LU2	180524	2000	US TREASURY STRIP	04/12/2007	40,692.00	.000	02/15/2025	100,000.00	5.103	2179
912833LU2	180740	2000	US TREASURY STRIP	04/30/2007	41,671.00	.000	02/15/2025	100,000.00	4.980	2179
912833LU2	184842	2000	US TREASURY STRIP	02/28/2008	4,450.19	.000	02/15/2025	10,000.00	4.830	2179
912833LU2	185232	2000	US TREASURY STRIP	03/27/2008	4,740.00	.000	02/15/2025	10,000.00	4.470	2179
912833LU2	185275	2000	US TREASURY STRIP	03/28/2008	23,820.50	.000	02/15/2025	50,000.00	4.440	2179
912833LU2	185601	2000	US TREASURY STRIP	04/16/2008	23,797.00	.000	02/15/2025	50,000.00	4.460	2179
912833LU2	185623	2000	US TREASURY STRIP	04/16/2008	4,800.00	.000	02/15/2025	10,000.00	4.408	2179
912833LU2	185887	2000	US TREASURY STRIP	04/28/2008	11,305.75	.000	02/15/2025	25,000.00	4.780	2179
912833LU2	190601	2000	US TREASURY STRIP	02/27/2009	26,736.50	.000	02/15/2025	50,000.00	3.959	2179
912833LU2	190832	2000	US TREASURY STRIP	03/20/2009	26,256.50	.000	02/15/2025	50,000.00	4.090	2179
912833LU2	190958	2000	US TREASURY STRIP	03/30/2009	53,103.00	.000	02/15/2025	100,000.00	4.025	2179
912833LU2	191124	2000	US TREASURY STRIP	04/13/2009	2,750.00	.000	02/15/2025	5,000.00	3.809	2179
912833LU2	191215	2000	US TREASURY STRIP	04/16/2009	26,355.50	.000	02/15/2025	50,000.00	4.085	2179
912833LU2	191862	2000	US TREASURY STRIP	04/24/2009	26,435.00	.000	02/15/2025	50,000.00	4.072	2179
912833LU2	194861	2000	US TREASURY STRIP	02/08/2010	49,845.00	.000	02/15/2025	100,000.00	4.690	2179
912833LU2	195185	2000	US TREASURY STRIP	03/03/2010	25,037.00	.000	02/15/2025	50,000.00	4.679	2179
912833LU2	195392	2000	US TREASURY STRIP	03/12/2010	49,804.00	.000	02/15/2025	100,000.00	4.724	2179
912833LU2	195861	2000	US TREASURY STRIP	04/08/2010	24,416.00	.000	02/15/2025	50,000.00	4.883	2179
912833LU2	196886	2000	US TREASURY STRIP	04/30/2010	25,530.00	.000	02/15/2025	50,000.00	4.595	2179
912833LU2	203860	2000	US TREASURY STRIP	02/28/2011	27,180.00	.000	02/15/2025	50,000.00	4.413	2179
912833LU2	204507	2000	US TREASURY STRIP	04/12/2011	53,930.00	.000	02/15/2025	100,000.00	4.510	2179
912833LU2	205420	2000	US TREASURY STRIP	05/05/2011	56,398.00	.000	02/15/2025	100,000.00	4.199	2179
912833LU2	208703	2000	US TREASURY STRIP	02/16/2012	35,489.00	.000	02/15/2025	50,000.00	2.655	2179
912833LU2	208874	2000	US TREASURY STRIP	03/05/2012	71,366.00	.000	02/15/2025	100,000.00	2.622	2179
912833LU2	209013	2000	US TREASURY STRIP	03/19/2012	34,043.00	.000	02/15/2025	50,000.00	3.000	2179



Run Date: 3/5/2019 11:25:36 AM

Investments Outstanding As Of Date: 2/28/2019

INVENTORY BY MATURITY REPORT

CUSIP	Investment #	Fund	Issuer	Purchase Date	Current Book	Current Rate	Maturity Date	Current Par	YTM	Days to Maturity
912833LU2	209138	2000	US TREASURY STRIP	04/05/2012	34,583.00	.000	02/15/2025	50,000.00	2.887	2179
912833LU2	209930	2000	US TREASURY STRIP	04/30/2012	35,684.00	.000	02/15/2025	50,000.00	2.654	2179
912833LU2	213290	2000	US TREASURY STRIP	03/25/2013	37,514.00	.000	02/15/2025	50,000.00	2.430	2179
912833LU2	213362	2000	US TREASURY STRIP	03/28/2013	75,184.00	.000	02/15/2025	100,000.00	2.414	2179
912833LU2	213439	2000	US TREASURY STRIP	04/04/2013	38,052.50	.000	02/15/2025	50,000.00	2.314	2179
912833LU2	213506	2000	US TREASURY STRIP	04/12/2013	77,296.00	.000	02/15/2025	100,000.00	2.186	2179
912833LU2	214258	2000	US TREASURY STRIP	05/02/2013	78,032.00	.000	02/15/2025	100,000.00	2.115	2179
912833LU2	216912	2000	US TREASURY STRIP	03/21/2014	180,677.50	.000	02/15/2025	250,000.00	3.000	2179
912833LU2	220877	2000	US TREASURY STRIP	02/13/2015	32,390.80	.000	02/15/2025	40,000.00	2.120	2179
912833LU2	222351	2000	US TREASURY STRIP	04/30/2015	32,756.00	.000	02/15/2025	40,000.00	2.050	2179
912833LU2	225735	2000	USTREASURYSTRIIP	03/17/2016	33,329.60	.000	02/15/2025	40,000.00	2.057	2179
912833LU2	225748	2000	USTREASURYSTRIIP	03/17/2016	15,189.11	.000	02/15/2025	18,250.00	2.070	2179
912833LU2	229655	2000	S 0 02-15-25	02/24/2017	42,821.48	.000	02/15/2025	52,000.00	2.450	2179
912833LU2	230019	2000	S 0 02-15-25	03/24/2017	330,096.00	.000	02/15/2025	400,000.00	2.447	2179
912833LU2	230114	2000	S 0 02-15-25	03/30/2017	207,365.00	.000	02/15/2025	250,000.00	2.387	2179
912833LU2	230234	2000	S 0 02-15-25	04/06/2017	41,675.00	.000	02/15/2025	50,000.00	2.330	2179
912833LU2	230355	2000	S 0 02-15-25	04/17/2017	33,492.80	.000	02/15/2025	40,000.00	2.280	2179
912833LU2	230990	2000	S 0 02-15-25	04/28/2017	209,797.50	.000	02/15/2025	250,000.00	2.260	2179
912833LU2	235199	2000	S 0 02-15-25	02/15/2018	32,902.40	.000	02/15/2025	40,000.00	2.810	2179
912833LU2	235368	2000	S 0 02-15-25	03/01/2018	32,960.80	.000	02/15/2025	40,000.00	2.800	2179
912833LU2	235393	2000	S 0 02-15-25	03/01/2018	32,919.20	.000	02/15/2025	40,000.00	2.818	2179
912833LU2	235453	2000	S 0 02-15-25	03/05/2018	164,144.00	.000	02/15/2025	200,000.00	2.863	2179
912833LU2	235526	2000	S 0 02-15-25	03/08/2018	32,958.80	.000	02/15/2025	40,000.00	2.809	2179
912833LU2	236308	2000	S 0 02-15-25	04/26/2018	32,771.20	.000	02/15/2025	40,000.00	2.950	2179
31364DKF2	128970	2000	FNMA STRIP	02/07/2000	223,375.00	.000	04/08/2025	1,250,000.00	6.961	2231
912833LV0	181171	2000	US TREASURY STRIP	05/31/2007	19,959.50	.000	05/15/2025	50,000.00	5.180	2268
912833LV0	181419	2000	US TREASURY STRIP	06/26/2007	19,228.50	.000	05/15/2025	50,000.00	5.415	2268
912833LV0	181560	2000	US TREASURY STRIP	07/06/2007	19,671.00	.000	05/15/2025	50,000.00	5.292	2268
912833LV0	181866	2000	US TREASURY STRIP	07/30/2007	40,080.00	.000	05/15/2025	100,000.00	5.205	2268
912833LV0	186338	2010	US TREASURY STRIP	05/22/2008	3,362,475.66	.000	05/15/2025	7,538,000.00	4.811	2268
912833LV0	186424	2000	US TREASURY STRIP	05/27/2008	22,582.00	.000	05/15/2025	50,000.00	4.740	2268
912833LV0	186669	2000	US TREASURY STRIP	06/09/2008	11,087.50	.000	05/15/2025	25,000.00	4.860	2268
912833LV0	187232	2000	US TREASURY STRIP	07/11/2008	4,607.10	.000	05/15/2025	10,000.00	4.654	2268



Run Date: 3/5/2019 11:25:36 AM

Investments Outstanding As Of Date: 2/28/2019

INVENTORY BY MATURITY REPORT

CUSIP	Investment #	Fund	Issuer	Purchase Date	Current Book	Current Rate	Maturity Date	Current Par	YTM	Days to Maturity
912833LV0	192221	2000	US TREASURY STRIP	05/13/2009	72,570.00	.000	05/15/2025	150,000.00	4.588	2268
912833LV0	193239	2000	US TREASURY STRIP	08/18/2009	23,949.52	.000	05/15/2025	50,000.00	4.731	2268
912833LV0	197106	2000	US TREASURY STRIP	05/11/2010	159,702.01	.000	05/15/2025	306,000.00	4.379	2268
912833LV0	197199	2000	US TREASURY STRIP	05/14/2010	12,980.00	.000	05/15/2025	25,000.00	4.417	2268
912833LV0	198379	2000	US TREASURY STRIP	06/30/2010	27,752.50	.000	05/15/2025	50,000.00	3.997	2268
912833LV0	198708	2000	US TREASURY STRIP	07/13/2010	55,350.00	.000	05/15/2025	100,000.00	4.026	2268
912833LV0	205479	2000	US TREASURY STRIP	05/09/2011	56,083.00	.000	05/15/2025	100,000.00	4.169	2268
912833LV0	206124	2000	US TREASURY STRIP	06/13/2011	58,012.00	.000	05/15/2025	100,000.00	3.950	2268
912833LV0	206330	2000	US TREASURY STRIP	06/23/2011	28,997.00	.000	05/15/2025	50,000.00	3.960	2268
912833LV0	206376	2000	US TREASURY STRIP	06/27/2011	28,917.00	.000	05/15/2025	50,000.00	3.983	2268
912833LV0	210183	2000	US TREASURY STRIP	05/16/2012	36,274.50	.000	05/15/2025	50,000.00	2.484	2268
912833LV0	210398	2000	US TREASURY STRIP	06/06/2012	38,344.00	.000	05/15/2025	50,000.00	2.062	2268
912833LV0	210604	2000	US TREASURY STRIP	06/25/2012	37,390.00	.000	05/15/2025	50,000.00	2.268	2268
912833LV0	214709	2000	US TREASURY STRIP	06/17/2013	36,371.00	.000	05/15/2025	50,000.00	2.690	2268
912833LV0	218187	2000	US TREASURY STRIP	06/26/2014	36,586.50	.000	05/15/2025	50,000.00	2.890	2268
912833LV0	218213	2000	US TREASURY STRIP	06/27/2014	36,483.50	.000	05/15/2025	50,000.00	2.917	2268
912833LV0	218583	2000	US TREASURY STRIP	07/31/2014	37,316.00	.000	05/15/2025	50,000.00	2.730	2268
912833LV0	222630	2000	US TREASURY STRIP	05/21/2015	197,090.00	.000	05/15/2025	250,000.00	2.396	2268
912833LV0	226878	2000	US TREASURY STRI ZERO-% 5	05/26/2016	101,092.80	.000	05/15/2025	120,000.00	1.921	2268
912833LV0	227317	2000	US TREASURY STRI ZERO-% 5	07/15/2016	43,758.50	.000	05/15/2025	50,000.00	1.515	2268
912833LV0	227501	2000	US TREASURY STRI ZERO-% 5	07/29/2016	34,722.80	.000	05/15/2025	40,000.00	1.615	2268
912833LV0	227673	2000	US TREASURY STRI ZERO-% 5	08/12/2016	86,709.00	.000	05/15/2025	100,000.00	1.635	2268
912833LV0	231307	2000	S 0 05-15-25	05/11/2017	33,151.20	.000	05/15/2025	40,000.00	2.358	2268
912833LV0	231594	2000	S 0 05-15-25	06/02/2017	33,612.80	.000	05/15/2025	40,000.00	2.200	2268
912833LV0	237034	2000	S 0 05-15-25	06/14/2018	32,686.40	.000	05/15/2025	40,000.00	2.940	2268
912833LV0	237319	2000	S 0 05-15-25	07/06/2018	32,952.80	.000	05/15/2025	40,000.00	2.846	2268
912833LV0	237413	2000	S 0 05-15-25	07/12/2018	32,964.40	.000	05/15/2025	40,000.00	2.847	2268
912833LW8	178337	2000	US TREASURY STRIP	10/04/2006	20,025.00	.000	08/15/2025	50,000.00	4.910	2360
912833LW8	178591	2000	US TREASURY STRIP	10/26/2006	53,924.88	.000	08/15/2025	138,000.00	5.060	2360
912833LW8	179001	2000	US TREASURY STRIP	11/28/2006	20,561.50	.000	08/15/2025	50,000.00	4.805	2360
912833LW8	182225	2000	US TREASURY STRIP	08/28/2007	40,395.00	.000	08/15/2025	100,000.00	5.110	2360
912833LW8	182556	2000	US TREASURY STRIP	09/25/2007	40,300.00	.000	08/15/2025	100,000.00	5.146	2360
912833LW8	182761	2000	US TREASURY STRIP	10/05/2007	41,591.00	.000	08/15/2025	100,000.00	4.972	2360





Run Date: 3/5/2019 11:25:36 AM

Investments Outstanding As Of Date: 2/28/2019

INVENTORY BY MATURITY REPORT

CUSIP	Investment #	Fund	Issuer	Purchase Date	Current Book	Current Rate	Maturity Date	Current Par	YTM	Days to Maturity
912833LW8	188072	2000	US TREASURY STRIP	09/15/2008	23,900.00	.000	08/15/2025	50,000.00	4.412	2360
912833LW8	188167	2010	US TREASURY STRIP	09/22/2008	283,253.76	.000	08/15/2025	576,000.00	4.245	2360
912833LW8	193258	2000	US TREASURY STRIP	08/18/2009	47,575.25	.000	08/15/2025	100,000.00	4.700	2360
912833LW8	199566	2000	US TREASURY STRIP	08/13/2010	28,213.50	.000	08/15/2025	50,000.00	3.850	2360
912833LW8	200628	2000	US TREASURY STRIP	09/24/2010	58,269.00	.000	08/15/2025	100,000.00	3.660	2360
912833LW8	207495	2000	US TREASURY STRIP	09/23/2011	34,194.00	.000	08/15/2025	50,000.00	2.754	2360
912833LW8	207865	2000	US TREASURY STRIP	10/31/2011	66,683.00	.000	08/15/2025	100,000.00	2.960	2360
912833LW8	207918	2000	US TREASURY STRIP	11/03/2011	33,304.50	.000	08/15/2025	50,000.00	2.970	2360
912833LW8	211244	2000	US TREASURY STRIP	08/17/2012	37,131.50	.000	08/15/2025	50,000.00	2.303	2360
912833LW8	211304	2000	US TREASURY STRIP	08/22/2012	73,174.00	.000	08/15/2025	100,000.00	2.421	2360
912833LW8	215299	2000	US TREASURY STRIP	08/16/2013	34,042.50	.000	08/15/2025	50,000.00	3.230	2360
912833LW8	215622	2000	US TREASURY STRIP	09/26/2013	34,202.00	.000	08/15/2025	50,000.00	3.221	2360
912833LW8	215886	2000	US TREASURY STRIP	11/01/2013	70,071.00	.000	08/15/2025	100,000.00	3.040	2360
912833LW8	218841	2000	US TREASURY STRIP	08/28/2014	299,544.00	.000	08/15/2025	400,000.00	2.655	2360
912833LW8	219033	2000	US TREASURY STRIP	09/18/2014	73,400.00	.000	08/15/2025	100,000.00	2.855	2360
912833LW8	219294	2000	US TREASURY STRIP	10/17/2014	30,580.80	.000	08/15/2025	40,000.00	2.495	2360
912833LW8	224333	2000	USTREASURYSTRIP	10/08/2015	80,922.00	.000	08/15/2025	100,000.00	2.160	2360
912833LW8	224487	2000	USTREASURYSTRIP	10/22/2015	80,988.00	.000	08/15/2025	100,000.00	2.160	2360
912833LW8	224565	2000	USTREASURYSTRIP	10/29/2015	32,300.00	.000	08/15/2025	40,000.00	2.195	2360
912833LW8	228077	2000	US TREASURY STRI ZERO-% 8	09/23/2016	42,954.50	.000	08/15/2025	50,000.00	1.715	2360
912833LW8	228289	2000	US TREASURY STRI ZERO-% 8	10/14/2016	213,387.50	.000	08/15/2025	250,000.00	1.800	2360
912833LW8	234132	2000	S 0 08-15-25	10/26/2017	33,358.80	.000	08/15/2025	40,000.00	2.340	2360
912833LW8	234156	2000	S 0 08-15-25	10/26/2017	41,698.50	.000	08/15/2025	50,000.00	2.340	2360
912833LW8	234191	2000	S 0 08-15-25	10/27/2017	20,818.25	.000	08/15/2025	25,000.00	2.360	2360
912833LW8	237893	2000	S 0 08-15-25	08/23/2018	98,767.20	.000	08/15/2025	120,000.00	2.810	2360
912833LW8	237921	2000	S 0 08-15-25	08/23/2018	32,945.20	.000	08/15/2025	40,000.00	2.800	2360
912833LW8	237934	2000	S 0 08-15-25	08/23/2018	205,827.50	.000	08/15/2025	250,000.00	2.806	2360
912833LW8	238211	2000	S 0 08-15-25	09/13/2018	32,773.20	.000	08/15/2025	40,000.00	2.900	2360
912833LW8	238688	2000	S 0 08-15-25	10/25/2018	323,192.00	.000	08/15/2025	400,000.00	3.157	2360
912833LX6	179299	2000	US TREASURY STRIP	12/18/2006	101,300.00	.000	11/15/2025	250,000.00	4.835	2452
912833LX6	179705	2000	US TREASURY STRIP	01/31/2007	57,760.50	.000	11/15/2025	150,000.00	5.145	2452
912833LX6	183735	2000	US TREASURY STRIP	12/05/2007	22,105.00	.000	11/15/2025	50,000.00	4.601	2452
912833LX6	183942	2000	US TREASURY STRIP	12/19/2007	42,101.00	.000	11/15/2025	100,000.00	4.890	2452



Run Date: 3/5/2019 11:25:36 AM

Investments Outstanding As Of Date: 2/28/2019

INVENTORY BY MATURITY REPORT

CUSIP	Investment #	Fund	Issuer	Purchase Date	Current Book	Current Rate	Maturity Date	Current Par	YTM	Days to Maturity
912833LX6	184232	2000	US TREASURY STRIP	01/10/2008	66,975.00	.000	11/15/2025	150,000.00	4.570	2452
912833LX6	189219	2000	US TREASURY STRIP	11/21/2008	46,964.00	.000	11/15/2025	100,000.00	4.500	2452
912833LX6	189266	2000	US TREASURY STRIP	11/21/2008	2,400.00	.000	11/15/2025	5,000.00	4.369	2452
912833LX6	189964	2000	US TREASURY STRIP	01/12/2009	137,542.50	.000	11/15/2025	250,000.00	3.580	2452
912833LX6	190252	2000	US TREASURY STRIP	02/04/2009	52,010.00	.000	11/15/2025	100,000.00	3.935	2452
912833LX6	194198	2000	US TREASURY STRIP	11/24/2009	49,295.00	.000	11/15/2025	100,000.00	4.477	2452
912833LX6	194731	2000	US TREASURY STRIP	01/28/2010	24,260.00	.000	11/15/2025	50,000.00	4.631	2452
912833LX6	201937	2000	US TREASURY STRIP	11/17/2010	27,772.50	.000	11/15/2025	50,000.00	3.960	2452
912833LX6	202152	2000	US TREASURY STRIP	11/24/2010	27,348.50	.000	11/15/2025	50,000.00	4.070	2452
912833LX6	203392	2000	US TREASURY STRIP	01/31/2011	52,041.00	.000	11/15/2025	100,000.00	4.466	2452
912833LX6	212194	2000	US TREASURY STRIP	11/30/2012	112,654.50	.000	11/15/2025	150,000.00	2.222	2452
912833LX6	212324	2000	US TREASURY STRIP	12/13/2012	263,497.50	.000	11/15/2025	350,000.00	2.209	2452
912833LX6	212653	2000	US TREASURY STRIP	01/17/2013	36,596.50	.000	11/15/2025	50,000.00	2.448	2452
912833LX6	216073	2000	US TREASURY STRIP	11/21/2013	34,077.50	.000	11/15/2025	50,000.00	3.225	2452
912833LX6	216418	2000	US TREASURY STRIP	01/09/2014	66,572.00	.000	11/15/2025	100,000.00	3.464	2452
912833LX6	219697	2000	US TREASURY STRIP	11/20/2014	187,192.50	.000	11/15/2025	250,000.00	2.651	2452
912833LX6	220248	2000	US TREASURY STRIP	01/09/2015	39,733.00	.000	11/15/2025	50,000.00	2.130	2452
912833LX6	220350	2000	US TREASURY STRIP	01/20/2015	79,626.00	.000	11/15/2025	100,000.00	2.117	2452
912833LX6	220436	2000	US TREASURY STRIP	01/26/2015	80,658.00	.000	11/15/2025	100,000.00	2.000	2452
912833LX6	220457	2000	US TREASURY STRIP	01/26/2015	40,253.50	.000	11/15/2025	50,000.00	2.018	2452
912833LX6	220476	2000	US TREASURY STRIP	01/26/2015	32,211.60	.000	11/15/2025	40,000.00	2.015	2452
912833LX6	220505	2000	US TREASURY STRIP	01/27/2015	201,440.00	.000	11/15/2025	250,000.00	2.010	2452
912833LX6	220609	2000	US TREASURY STRIP	01/29/2015	200,487.50	.000	11/15/2025	250,000.00	2.055	2452
912833LX6	225023	2000	USTREASURYSTRI	12/24/2015	198,137.50	.000	11/15/2025	250,000.00	2.364	2452
912833LX6	225362	2000	USTREASURYSTRI	02/04/2016	81,233.00	.000	11/15/2025	100,000.00	2.137	2452
912833LX6	228574	2000	US TREASURY STRI ZERO-% 1	11/14/2016	15,188.94	.000	11/15/2025	18,000.00	1.895	2452
912833LX6	229118	2000	S 0 11-15-25	01/12/2017	16,070.40	.000	11/15/2025	20,000.00	2.490	2452
912833LX6	229119	2000	S 0 11-15-25	01/12/2017	16,070.40	.000	11/15/2025	20,000.00	2.490	2452
912833LX6	229262	2000	S 0 11-15-25	01/26/2017	200,375.00	.000	11/15/2025	250,000.00	2.530	2452
912833LX6	229408	2000	S 0 11-15-25	02/02/2017	31,964.40	.000	11/15/2025	40,000.00	2.570	2452
912833LX6	234360	2000	S 0 11-15-25	11/16/2017	82,696.00	.000	11/15/2025	100,000.00	2.390	2452
912833LX6	234933	2000	S 0 11-15-25	01/25/2018	32,496.40	.000	11/15/2025	40,000.00	2.680	2452
912833LX6	235059	2000	S 0 11-15-25	02/02/2018	32,415.60	.000	11/15/2025	40,000.00	2.720	2452



Run Date: 3/5/2019 11:25:36 AM

Investments Outstanding As Of Date: 2/28/2019

INVENTORY BY MATURITY REPORT

CUSIP	Investment #	Fund	Issuer	Purchase Date	Current Book	Current Rate	Maturity Date	Current Par	YTM	Days to Maturity
31359YCT2	147430	2000	FNMA STRIP	03/07/2001	510,114.50	.000	01/15/2026	2,350,000.00	6.240	2513
31359YCT2	173960	2000	FNMA STRIP	12/13/2005	94,640.82	.000	01/15/2026	267,000.00	5.230	2513
912833LY4	180373	2000	US TREASURY STRIP	04/03/2007	19,799.00	.000	02/15/2026	50,000.00	4.970	2544
912833LY4	180525	2000	US TREASURY STRIP	04/12/2007	38,853.00	.000	02/15/2026	100,000.00	5.080	2544
912833LY4	180741	2000	US TREASURY STRIP	04/30/2007	39,780.00	.000	02/15/2026	100,000.00	4.965	2544
912833LY4	184843	2000	US TREASURY STRIP	02/28/2008	4,213.13	.000	02/15/2026	10,000.00	4.870	2544
912833LY4	185233	2000	US TREASURY STRIP	03/27/2008	4,515.00	.000	02/15/2026	10,000.00	4.495	2544
912833LY4	185276	2000	US TREASURY STRIP	03/28/2008	22,677.50	.000	02/15/2026	50,000.00	4.470	2544
912833LY4	185602	2000	US TREASURY STRIP	04/16/2008	22,691.00	.000	02/15/2026	50,000.00	4.480	2544
912833LY4	185624	2000	US TREASURY STRIP	04/16/2008	4,560.00	.000	02/15/2026	10,000.00	4.452	2544
912833LY4	185888	2000	US TREASURY STRIP	04/28/2008	10,765.25	.000	02/15/2026	25,000.00	4.790	2544
912833LY4	190602	2000	US TREASURY STRIP	02/27/2009	26,175.00	.000	02/15/2026	50,000.00	3.851	2544
912833LY4	190833	2000	US TREASURY STRIP	03/20/2009	25,593.50	.000	02/15/2026	50,000.00	4.000	2544
912833LY4	190959	2000	US TREASURY STRIP	03/30/2009	51,783.00	.000	02/15/2026	100,000.00	3.937	2544
912833LY4	191125	2000	US TREASURY STRIP	04/13/2009	2,650.00	.000	02/15/2026	5,000.00	3.805	2544
912833LY4	191216	2000	US TREASURY STRIP	04/16/2009	25,434.50	.000	02/15/2026	50,000.00	4.056	2544
912833LY4	191863	2000	US TREASURY STRIP	04/24/2009	25,615.00	.000	02/15/2026	50,000.00	4.018	2544
912833LY4	194862	2000	US TREASURY STRIP	02/08/2010	47,142.00	.000	02/15/2026	100,000.00	4.750	2544
912833LY4	195186	2000	US TREASURY STRIP	03/03/2010	23,685.00	.000	02/15/2026	50,000.00	4.738	2544
912833LY4	195393	2000	US TREASURY STRIP	03/12/2010	47,053.00	.000	02/15/2026	100,000.00	4.789	2544
912833LY4	195862	2000	US TREASURY STRIP	04/08/2010	23,146.50	.000	02/15/2026	50,000.00	4.917	2544
912833LY4	196887	2000	US TREASURY STRIP	04/30/2010	24,162.00	.000	02/15/2026	50,000.00	4.657	2544
912833LY4	203861	2000	US TREASURY STRIP	02/28/2011	25,573.50	.000	02/15/2026	50,000.00	4.531	2544
912833LY4	204508	2000	US TREASURY STRIP	04/12/2011	50,687.00	.000	02/15/2026	100,000.00	4.630	2544
912833LY4	205421	2000	US TREASURY STRIP	05/05/2011	53,309.00	.000	02/15/2026	100,000.00	4.301	2544
912833LY4	208704	2000	US TREASURY STRIP	02/16/2012	33,903.00	.000	02/15/2026	50,000.00	2.795	2544
912833LY4	208875	2000	US TREASURY STRIP	03/05/2012	68,232.00	.000	02/15/2026	100,000.00	2.759	2544
912833LY4	209014	2000	US TREASURY STRIP	03/19/2012	32,461.00	.000	02/15/2026	50,000.00	3.130	2544
912833LY4	209139	2000	US TREASURY STRIP	04/05/2012	32,969.50	.000	02/15/2026	50,000.00	3.027	2544
912833LY4	209931	2000	US TREASURY STRIP	04/30/2012	34,113.50	.000	02/15/2026	50,000.00	2.791	2544
912833LY4	213291	2000	US TREASURY STRIP	03/25/2013	35,926.00	.000	02/15/2026	50,000.00	2.580	2544
912833LY4	213363	2000	US TREASURY STRIP	03/28/2013	71,968.00	.000	02/15/2026	100,000.00	2.569	2544
912833LY4	213440	2000	US TREASURY STRIP	04/04/2013	36,465.50	.000	02/15/2026	50,000.00	2.468	2544



Run Date: 3/5/2019 11:25:36 AM

Investments Outstanding As Of Date: 2/28/2019

INVENTORY BY MATURITY REPORT

CUSIP	Investment #	Fund	Issuer	Purchase Date	Current Book	Current Rate	Maturity Date	Current Par	YTM	Days to Maturity
912833LY4	213507	2000	US TREASURY STRIP	04/12/2013	74,206.00	.000	02/15/2026	100,000.00	2.336	2544
912833LY4	214259	2000	US TREASURY STRIP	05/02/2013	75,019.00	.000	02/15/2026	100,000.00	2.260	2544
912833LY4	216913	2000	US TREASURY STRIP	03/21/2014	172,722.50	.000	02/15/2026	250,000.00	3.130	2544
912833LY4	220878	2000	US TREASURY STRIP	02/13/2015	31,457.20	.000	02/15/2026	40,000.00	2.195	2544
912833LY4	222352	2000	US TREASURY STRIP	04/30/2015	31,754.00	.000	02/15/2026	40,000.00	2.150	2544
912833LY4	225737	2000	USTREASURYSTRIP	03/17/2016	32,494.40	.000	02/15/2026	40,000.00	2.107	2544
912833LY4	225751	2000	USTREASURYSTRIP	03/17/2016	14,835.79	.000	02/15/2026	18,250.00	2.100	2544
912833LY4	229658	2000	S 0 02-15-26	02/24/2017	41,422.68	.000	02/15/2026	52,000.00	2.550	2544
912833LY4	230020	2000	S 0 02-15-26	03/24/2017	319,512.00	.000	02/15/2026	400,000.00	2.541	2544
912833LY4	230115	2000	S 0 02-15-26	03/30/2017	200,852.50	.000	02/15/2026	250,000.00	2.480	2544
912833LY4	230236	2000	S 0 02-15-26	04/06/2017	40,330.00	.000	02/15/2026	50,000.00	2.440	2544
912833LY4	230332	2000	S 0 02-15-26	04/17/2017	32,457.60	.000	02/15/2026	40,000.00	2.380	2544
912833LY4	230991	2000	S 0 02-15-26	04/28/2017	203,005.00	.000	02/15/2026	250,000.00	2.380	2544
912833LY4	235200	2000	S 0 02-15-26	02/15/2018	31,871.20	.000	02/15/2026	40,000.00	2.860	2544
912833LY4	235369	2000	S 0 02-15-26	03/01/2018	31,931.20	.000	02/15/2026	40,000.00	2.850	2544
912833LY4	235394	2000	S 0 02-15-26	03/01/2018	31,878.40	.000	02/15/2026	40,000.00	2.871	2544
912833LY4	235454	2000	S 0 02-15-26	03/05/2018	158,956.00	.000	02/15/2026	200,000.00	2.910	2544
912833LY4	235527	2000	S 0 02-15-26	03/08/2018	31,930.00	.000	02/15/2026	40,000.00	2.857	2544
912833LY4	236309	2000	S 0 02-15-26	04/26/2018	31,727.60	.000	02/15/2026	40,000.00	2.990	2544
912833LZ1	181172	2000	US TREASURY STRIP	05/31/2007	19,017.50	.000	05/15/2026	50,000.00	5.165	2633
912833LZ1	181420	2000	US TREASURY STRIP	06/26/2007	18,312.00	.000	05/15/2026	50,000.00	5.390	2633
912833LZ1	181561	2000	US TREASURY STRIP	07/06/2007	18,763.50	.000	05/15/2026	50,000.00	5.265	2633
912833LZ1	181867	2000	US TREASURY STRIP	07/30/2007	38,682.00	.000	05/15/2026	100,000.00	5.118	2633
912833LZ1	186339	2010	US TREASURY STRIP	05/22/2008	3,186,689.50	.000	05/15/2026	7,538,000.00	4.846	2633
912833LZ1	186425	2000	US TREASURY STRIP	05/27/2008	21,435.50	.000	05/15/2026	50,000.00	4.770	2633
912833LZ1	186670	2000	US TREASURY STRIP	06/09/2008	10,521.50	.000	05/15/2026	25,000.00	4.885	2633
912833LZ1	187233	2000	US TREASURY STRIP	07/11/2008	4,375.40	.000	05/15/2026	10,000.00	4.686	2633
912833LZ1	192223	2000	US TREASURY STRIP	05/13/2009	69,570.00	.000	05/15/2026	150,000.00	4.569	2633
912833LZ1	193240	2000	US TREASURY STRIP	08/18/2009	22,818.09	.000	05/15/2026	50,000.00	4.741	2633
912833LZ1	197107	2000	US TREASURY STRIP	05/11/2010	152,333.53	.000	05/15/2026	306,000.00	4.404	2633
912833LZ1	197200	2000	US TREASURY STRIP	05/14/2010	12,415.50	.000	05/15/2026	25,000.00	4.422	2633
912833LZ1	198380	2000	US TREASURY STRIP	06/30/2010	26,638.50	.000	05/15/2026	50,000.00	4.006	2633
912833LZ1	198709	2000	US TREASURY STRIP	07/13/2010	52,800.00	.000	05/15/2026	100,000.00	4.073	2633



Run Date: 3/5/2019 11:25:36 AM

Investments Outstanding As Of Date: 2/28/2019

INVENTORY BY MATURITY REPORT

CUSIP	Investment #	Fund	Issuer	Purchase Date	Current Book	Current Rate	Maturity Date	Current Par	YTM	Days to Maturity
912833LZ1	205480	2000	US TREASURY STRIP	05/09/2011	53,069.00	.000	05/15/2026	100,000.00	4.264	2633
912833LZ1	206125	2000	US TREASURY STRIP	06/13/2011	54,735.00	.000	05/15/2026	100,000.00	4.080	2633
912833LZ1	206329	2000	US TREASURY STRIP	06/23/2011	27,378.00	.000	05/15/2026	50,000.00	4.085	2633
912833LZ1	206377	2000	US TREASURY STRIP	06/27/2011	27,336.00	.000	05/15/2026	50,000.00	4.098	2633
912833LZ1	210184	2000	US TREASURY STRIP	05/16/2012	34,813.50	.000	05/15/2026	50,000.00	2.603	2633
912833LZ1	210399	2000	US TREASURY STRIP	06/06/2012	37,100.50	.000	05/15/2026	50,000.00	2.152	2633
912833LZ1	210605	2000	US TREASURY STRIP	06/25/2012	35,983.00	.000	05/15/2026	50,000.00	2.383	2633
912833LZ1	214711	2000	US TREASURY STRIP	06/17/2013	34,742.00	.000	05/15/2026	50,000.00	2.840	2633
912833LZ1	218188	2000	US TREASURY STRIP	06/26/2014	35,096.50	.000	05/15/2026	50,000.00	3.000	2633
912833LZ1	218214	2000	US TREASURY STRIP	06/27/2014	34,972.00	.000	05/15/2026	50,000.00	3.031	2633
912833LZ1	218584	2000	US TREASURY STRIP	07/31/2014	35,898.00	.000	05/15/2026	50,000.00	2.830	2633
912833LZ1	222625	2000	US TREASURY STRIP	05/21/2015	190,472.50	.000	05/15/2026	250,000.00	2.491	2633
912833LZ1	226879	2000	US TREASURY STRI ZERO-% 5	05/26/2016	98,467.20	.000	05/15/2026	120,000.00	1.993	2633
912833LZ1	227318	2000	US TREASURY STRI ZERO-% 5	07/15/2016	42,705.50	.000	05/15/2026	50,000.00	1.610	2633
912833LZ1	227502	2000	US TREASURY STRI ZERO-% 5	07/29/2016	33,887.60	.000	05/15/2026	40,000.00	1.700	2633
912833LZ1	227674	2000	US TREASURY STRI ZERO-% 5	08/12/2016	84,773.00	.000	05/15/2026	100,000.00	1.700	2633
912833LZ1	231308	2000	S 0 05-15-26	05/11/2017	32,076.40	.000	05/15/2026	40,000.00	2.465	2633
912833LZ1	231596	2000	S 0 05-15-26	06/02/2017	32,552.40	.000	05/15/2026	40,000.00	2.315	2633
912833LZ1	237035	2000	S 0 05-15-26	06/14/2018	31,647.20	.000	05/15/2026	40,000.00	2.980	2633
912833LZ1	237320	2000	S 0 05-15-26	07/06/2018	31,968.40	.000	05/15/2026	40,000.00	2.872	2633
912833LZ1	237412	2000	S 0 05-15-26	07/12/2018	31,979.60	.000	05/15/2026	40,000.00	2.874	2633
912833PA2	178592	2000	US TREASURY STRIP	10/26/2006	51,376.02	.000	08/15/2026	138,000.00	5.052	2725
912833PA2	182226	2000	US TREASURY STRIP	08/28/2007	38,478.00	.000	08/15/2026	100,000.00	5.100	2725
912833PA2	182557	2000	US TREASURY STRIP	09/25/2007	38,190.00	.000	08/15/2026	100,000.00	5.162	2725
912833PA2	182762	2000	US TREASURY STRIP	10/05/2007	39,670.00	.000	08/15/2026	100,000.00	4.963	2725
912833PA2	188073	2000	US TREASURY STRIP	09/15/2008	22,725.00	.000	08/15/2026	50,000.00	4.450	2725
912833PA2	188168	2010	US TREASURY STRIP	09/22/2008	269,706.24	.000	08/15/2026	576,000.00	4.285	2725
912833PA2	193259	2000	US TREASURY STRIP	08/18/2009	45,523.25	.000	08/15/2026	100,000.00	4.685	2725
912833PA2	199565	2000	US TREASURY STRIP	08/13/2010	26,882.00	.000	08/15/2026	50,000.00	3.915	2725
912833PA2	200629	2000	US TREASURY STRIP	09/24/2010	55,583.00	.000	08/15/2026	100,000.00	3.730	2725
912833PA2	207496	2000	US TREASURY STRIP	09/23/2011	32,702.00	.000	08/15/2026	50,000.00	2.871	2725
912833PA2	207866	2000	US TREASURY STRIP	10/31/2011	63,816.00	.000	08/15/2026	100,000.00	3.060	2725
912833PA2	207919	2000	US TREASURY STRIP	11/03/2011	31,800.00	.000	08/15/2026	50,000.00	3.085	2725



Run Date: 3/5/2019 11:25:36 AM

Investments Outstanding As Of Date: 2/28/2019

INVENTORY BY MATURITY REPORT

CUSIP	Investment #	Fund	Issuer	Purchase Date	Current Book	Current Rate	Maturity Date	Current Par	YTM	Days to Maturity
912833PA2	211245	2000	US TREASURY STRIP	08/17/2012	35,713.50	.000	08/15/2026	50,000.00	2.419	2725
912833PA2	211305	2000	US TREASURY STRIP	08/22/2012	70,279.00	.000	08/15/2026	100,000.00	2.539	2725
912833PA2	215300	2000	US TREASURY STRIP	08/16/2013	32,384.00	.000	08/15/2026	50,000.00	3.370	2725
912833PA2	215623	2000	US TREASURY STRIP	09/26/2013	32,573.00	.000	08/15/2026	50,000.00	3.353	2725
912833PA2	215887	2000	US TREASURY STRIP	11/01/2013	66,885.00	.000	08/15/2026	100,000.00	3.170	2725
912833PA2	218842	2000	US TREASURY STRIP	08/28/2014	288,496.00	.000	08/15/2026	400,000.00	2.750	2725
912833PA2	219034	2000	US TREASURY STRIP	09/18/2014	70,600.00	.000	08/15/2026	100,000.00	2.945	2725
912833PA2	219295	2000	US TREASURY STRIP	10/17/2014	29,502.80	.000	08/15/2026	40,000.00	2.590	2725
912833PA2	224334	2000	USTREASURYSTRIP	10/08/2015	78,356.00	.000	08/15/2026	100,000.00	2.260	2725
912833PA2	224488	2000	USTREASURYSTRIP	10/22/2015	78,255.00	.000	08/15/2026	100,000.00	2.280	2725
912833PA2	224566	2000	USTREASURYSTRIP	10/29/2015	31,222.80	.000	08/15/2026	40,000.00	2.308	2725
912833PA2	228078	2000	US TREASURY STRI ZERO-% 8	09/23/2016	41,835.50	.000	08/15/2026	50,000.00	1.810	2725
912833PA2	228290	2000	US TREASURY STRI ZERO-% 8	10/14/2016	207,565.00	.000	08/15/2026	250,000.00	1.900	2725
912833PA2	234133	2000	S 0 08-15-26	10/26/2017	32,393.60	.000	08/15/2026	40,000.00	2.410	2725
912833PA2	234157	2000	S 0 08-15-26	10/26/2017	40,492.00	.000	08/15/2026	50,000.00	2.410	2725
912833PA2	234192	2000	S 0 08-15-26	10/27/2017	20,212.25	.000	08/15/2026	25,000.00	2.430	2725
912833PA2	237894	2000	S 0 08-15-26	08/23/2018	95,823.60	.000	08/15/2026	120,000.00	2.840	2725
912833PA2	237922	2000	S 0 08-15-26	08/23/2018	31,966.00	.000	08/15/2026	40,000.00	2.830	2725
912833PA2	237935	2000	S 0 08-15-26	08/23/2018	199,660.00	.000	08/15/2026	250,000.00	2.838	2725
912833PA2	238212	2000	S 0 08-15-26	09/13/2018	31,758.40	.000	08/15/2026	40,000.00	2.934	2725
912833PA2	238687	2000	S 0 08-15-26	10/25/2018	312,552.00	.000	08/15/2026	400,000.00	3.185	2725
912833PBO	183736	2000	US TREASURY STRIP	12/05/2007	21,105.00	.000	11/15/2026	50,000.00	4.605	2817
912833PBO	183943	2000	US TREASURY STRIP	12/19/2007	42,689.00	.000	11/15/2026	100,000.00	4.553	2817
912833PBO	184233	2000	US TREASURY STRIP	01/10/2008	64,200.00	.000	11/15/2026	150,000.00	4.554	2817
912833PBO	189220	2000	US TREASURY STRIP	11/21/2008	44,605.00	.000	11/15/2026	100,000.00	4.540	2817
912833PBO	189267	2000	US TREASURY STRIP	11/21/2008	2,250.00	.000	11/15/2026	5,000.00	4.490	2817
912833PBO	189965	2000	US TREASURY STRIP	01/12/2009	132,050.00	.000	11/15/2026	250,000.00	3.610	2817
912833PBO	190254	2000	US TREASURY STRIP	02/04/2009	49,718.00	.000	11/15/2026	100,000.00	3.970	2817
912833PBO	194199	2000	US TREASURY STRIP	11/24/2009	46,951.00	.000	11/15/2026	100,000.00	4.504	2817
912833PBO	194732	2000	US TREASURY STRIP	01/28/2010	23,034.00	.000	11/15/2026	50,000.00	4.668	2817
912833PBO	201938	2000	US TREASURY STRIP	11/17/2010	26,084.00	.000	11/15/2026	50,000.00	4.110	2817
912833PBO	202153	2000	US TREASURY STRIP	11/24/2010	25,675.00	.000	11/15/2026	50,000.00	4.216	2817
912833PBO	203393	2000	US TREASURY STRIP	01/31/2011	48,751.00	.000	11/15/2026	100,000.00	4.603	2817



Run Date: 3/5/2019 11:25:36 AM

Investments Outstanding As Of Date: 2/28/2019

INVENTORY BY MATURITY REPORT

CUSIP	Investment #	Fund	Issuer	Purchase Date	Current Book	Current Rate	Maturity Date	Current Par	YTM	Days to Maturity
912833PBO	212195	2000	US TREASURY STRIP	11/30/2012	108,349.50	.000	11/15/2026	150,000.00	2.344	2817
912833PBO	212325	2000	US TREASURY STRIP	12/13/2012	253,270.50	.000	11/15/2026	350,000.00	2.337	2817
912833PBO	212654	2000	US TREASURY STRIP	01/17/2013	35,098.00	.000	11/15/2026	50,000.00	2.576	2817
912833PBO	216074	2000	US TREASURY STRIP	11/21/2013	32,461.00	.000	11/15/2026	50,000.00	3.355	2817
912833PBO	216419	2000	US TREASURY STRIP	01/09/2014	63,370.00	.000	11/15/2026	100,000.00	3.582	2817
912833PBO	219700	2000	US TREASURY STRIP	11/20/2014	180,460.00	.000	11/15/2026	250,000.00	2.738	2817
912833PBO	220249	2000	US TREASURY STRIP	01/09/2015	38,582.00	.000	11/15/2026	50,000.00	2.200	2817
912833PBO	220351	2000	US TREASURY STRIP	01/20/2015	77,161.00	.000	11/15/2026	100,000.00	2.206	2817
912833PBO	220437	2000	US TREASURY STRIP	01/26/2015	78,333.00	.000	11/15/2026	100,000.00	2.080	2817
912833PBO	220458	2000	US TREASURY STRIP	01/26/2015	39,050.50	.000	11/15/2026	50,000.00	2.105	2817
912833PBO	220477	2000	US TREASURY STRIP	01/26/2015	31,245.60	.000	11/15/2026	40,000.00	2.104	2817
912833PBO	220506	2000	US TREASURY STRIP	01/27/2015	195,617.50	.000	11/15/2026	250,000.00	2.090	2817
912833PBO	220610	2000	US TREASURY STRIP	01/29/2015	194,397.50	.000	11/15/2026	250,000.00	2.145	2817
912833PBO	225024	2000	USTREASURYSTRIP	12/24/2015	191,855.00	.000	11/15/2026	250,000.00	2.445	2817
912833PBO	225346	2000	USTREASURYSTRIP	02/04/2016	78,798.00	.000	11/15/2026	100,000.00	2.223	2817
912833PBO	228575	2000	US TREASURY STRI ZERO-% 1	11/14/2016	15,578.29	.000	11/15/2026	19,000.00	1.995	2817
912833PBO	229121	2000	S 0 11-15-26	01/12/2017	15,556.20	.000	11/15/2026	20,000.00	2.570	2817
912833PBO	229123	2000	S 0 11-15-26	01/12/2017	15,556.20	.000	11/15/2026	20,000.00	2.570	2817
912833PBO	229263	2000	S 0 11-15-26	01/26/2017	194,175.00	.000	11/15/2026	250,000.00	2.595	2817
912833PBO	229409	2000	S 0 11-15-26	02/02/2017	30,918.80	.000	11/15/2026	40,000.00	2.650	2817
912833PBO	234361	2000	S 0 11-15-26	11/16/2017	80,325.00	.000	11/15/2026	100,000.00	2.450	2817
912833PBO	234934	2000	S 0 11-15-26	01/25/2018	31,560.00	.000	11/15/2026	40,000.00	2.710	2817
912833PBO	235060	2000	S 0 11-15-26	02/02/2018	31,442.40	.000	11/15/2026	40,000.00	2.760	2817
912833PC8	184844	2000	US TREASURY STRIP	02/28/2008	3,992.97	.000	02/15/2027	10,000.00	4.900	2909
912833PC8	185234	2000	US TREASURY STRIP	03/27/2008	4,350.00	.000	02/15/2027	10,000.00	4.456	2909
912833PC8	185277	2000	US TREASURY STRIP	03/28/2008	21,736.50	.000	02/15/2027	50,000.00	4.460	2909
912833PC8	185603	2000	US TREASURY STRIP	04/16/2008	21,628.00	.000	02/15/2027	50,000.00	4.500	2909
912803BK8	185625	2000	US TREASURY STRIP (P)	04/16/2008	4,360.00	.000	02/15/2027	10,000.00	4.457	2909
912833PC8	185889	2000	US TREASURY STRIP	04/28/2008	10,477.25	.000	02/15/2027	25,000.00	4.680	2909
912833PC8	190603	2000	US TREASURY STRIP	02/27/2009	24,864.00	.000	02/15/2027	50,000.00	3.926	2909
912833PC8	190836	2000	US TREASURY STRIP	03/20/2009	24,427.50	.000	02/15/2027	50,000.00	4.040	2909
912833PC8	190960	2000	US TREASURY STRIP	03/30/2009	49,194.00	.000	02/15/2027	100,000.00	4.007	2909
912833PC8	191126	2000	US TREASURY STRIP	04/13/2009	2,550.00	.000	02/15/2027	5,000.00	3.810	2909



Run Date: 3/5/2019 11:25:36 AM

Investments Outstanding As Of Date: 2/28/2019

INVENTORY BY MATURITY REPORT

CUSIP	Investment #	Fund	Issuer	Purchase Date	Current Book	Current Rate	Maturity Date	Current Par	YTM	Days to Maturity
912833PC8	191217	2000	US TREASURY STRIP	04/16/2009	24,411.50	.000	02/15/2027	50,000.00	4.061	2909
912833PC8	191864	2000	US TREASURY STRIP	04/24/2009	24,565.00	.000	02/15/2027	50,000.00	4.030	2909
912833PC8	194863	2000	US TREASURY STRIP	02/08/2010	44,608.00	.000	02/15/2027	100,000.00	4.800	2909
912833PC8	195187	2000	US TREASURY STRIP	03/03/2010	22,413.00	.000	02/15/2027	50,000.00	4.789	2909
912833PC8	195394	2000	US TREASURY STRIP	03/12/2010	44,414.00	.000	02/15/2027	100,000.00	4.852	2909
912833PC8	195863	2000	US TREASURY STRIP	04/08/2010	21,881.50	.000	02/15/2027	50,000.00	4.963	2909
912833PC8	196888	2000	US TREASURY STRIP	04/30/2010	22,895.50	.000	02/15/2027	50,000.00	4.705	2909
912833PC8	203862	2000	US TREASURY STRIP	02/28/2011	24,078.50	.000	02/15/2027	50,000.00	4.630	2909
912833PC8	204509	2000	US TREASURY STRIP	04/12/2011	47,823.00	.000	02/15/2027	100,000.00	4.710	2909
912833PC8	205422	2000	US TREASURY STRIP	05/05/2011	50,336.00	.000	02/15/2027	100,000.00	4.397	2909
912833PC8	208705	2000	US TREASURY STRIP	02/16/2012	32,467.00	.000	02/15/2027	50,000.00	2.900	2909
912833PC8	208876	2000	US TREASURY STRIP	03/05/2012	65,416.00	.000	02/15/2027	100,000.00	2.859	2909
912833PC8	209015	2000	US TREASURY STRIP	03/19/2012	30,964.00	.000	02/15/2027	50,000.00	3.240	2909
912833PC8	209140	2000	US TREASURY STRIP	04/05/2012	31,497.00	.000	02/15/2027	50,000.00	3.134	2909
912833PC8	209932	2000	US TREASURY STRIP	04/30/2012	32,691.00	.000	02/15/2027	50,000.00	2.893	2909
912833PC8	213292	2000	US TREASURY STRIP	03/25/2013	34,351.00	.000	02/15/2027	50,000.00	2.720	2909
912833PC8	213364	2000	US TREASURY STRIP	03/28/2013	68,896.00	.000	02/15/2027	100,000.00	2.701	2909
912833PC8	213441	2000	US TREASURY STRIP	04/04/2013	34,935.00	.000	02/15/2027	50,000.00	2.602	2909
912833PC8	213508	2000	US TREASURY STRIP	04/12/2013	71,292.00	.000	02/15/2027	100,000.00	2.459	2909
912833PC8	214260	2000	US TREASURY STRIP	05/02/2013	72,161.00	.000	02/15/2027	100,000.00	2.380	2909
912833PC8	216914	2000	US TREASURY STRIP	03/21/2014	165,117.50	.000	02/15/2027	250,000.00	3.240	2909
912833PC8	220879	2000	US TREASURY STRIP	02/13/2015	30,468.80	.000	02/15/2027	40,000.00	2.280	2909
912833PC8	222353	2000	US TREASURY STRIP	04/30/2015	30,685.60	.000	02/15/2027	40,000.00	2.260	2909
912833PC8	225719	2000	USTREASURYSTRI	03/17/2016	31,520.00	.000	02/15/2027	40,000.00	2.195	2909
912833PC8	225753	2000	USTREASURYSTRI	03/17/2016	14,388.48	.000	02/15/2027	18,250.00	2.190	2909
912833PC8	229661	2000	S 0 02-15-27	02/24/2017	40,029.60	.000	02/15/2027	52,000.00	2.640	2909
912833PC8	230021	2000	S 0 02-15-27	03/24/2017	309,256.00	.000	02/15/2027	400,000.00	2.616	2909
912833PC8	230117	2000	S 0 02-15-27	03/30/2017	194,655.00	.000	02/15/2027	250,000.00	2.549	2909
912833PC8	230238	2000	S 0 02-15-27	04/06/2017	39,096.50	.000	02/15/2027	50,000.00	2.510	2909
912833PC8	230333	2000	S 0 02-15-27	04/17/2017	31,483.60	.000	02/15/2027	40,000.00	2.450	2909
912833PC8	230992	2000	S 0 02-15-27	04/28/2017	196,920.00	.000	02/15/2027	250,000.00	2.450	2909
912833PC8	235201	2000	S 0 02-15-27	02/15/2018	30,869.20	.000	02/15/2027	40,000.00	2.900	2909
912833PC8	235370	2000	S 0 02-15-27	03/01/2018	30,930.80	.000	02/15/2027	40,000.00	2.890	2909





Run Date: 3/5/2019 11:25:36 AM

Investments Outstanding As Of Date: 2/28/2019

INVENTORY BY MATURITY REPORT

CUSIP	Investment #	Fund	Issuer	Purchase Date	Current Book	Current Rate	Maturity Date	Current Par	YTM	Days to Maturity
912833PC8	235395	2000	S 0 02-15-27	03/01/2018	30,882.00	.000	02/15/2027	40,000.00	2.908	2909
912833PC8	235455	2000	S 0 02-15-27	03/05/2018	154,022.00	.000	02/15/2027	200,000.00	2.940	2909
912833PC8	235528	2000	S 0 02-15-27	03/08/2018	30,928.00	.000	02/15/2027	40,000.00	2.897	2909
912833PC8	236310	2000	S 0 02-15-27	04/26/2018	30,719.60	.000	02/15/2027	40,000.00	3.020	2909
912833PD6	186340	2010	US TREASURY STRIP	05/22/2008	3,045,578.14	.000	05/15/2027	7,538,000.00	4.832	2998
912833PD6	186426	2000	US TREASURY STRIP	05/27/2008	20,372.50	.000	05/15/2027	50,000.00	4.790	2998
912833PD6	186671	2000	US TREASURY STRIP	06/09/2008	9,998.00	.000	05/15/2027	25,000.00	4.900	2998
912833PD6	187234	2000	US TREASURY STRIP	07/11/2008	4,164.30	.000	05/15/2027	10,000.00	4.703	2998
912833PD6	192222	2000	US TREASURY STRIP	05/13/2009	66,435.00	.000	05/15/2027	150,000.00	4.575	2998
912833PD6	193241	2000	US TREASURY STRIP	08/18/2009	21,864.33	.000	05/15/2027	50,000.00	4.717	2998
912833PD6	197109	2000	US TREASURY STRIP	05/11/2010	144,946.69	.000	05/15/2027	306,000.00	4.441	2998
912833PD6	197201	2000	US TREASURY STRIP	05/14/2010	11,795.50	.000	05/15/2027	25,000.00	4.467	2998
912833PD6	198381	2000	US TREASURY STRIP	06/30/2010	25,454.50	.000	05/15/2027	50,000.00	4.041	2998
912833PD6	198710	2000	US TREASURY STRIP	07/13/2010	50,450.00	.000	05/15/2027	100,000.00	4.104	2998
912833PD6	205481	2000	US TREASURY STRIP	05/09/2011	50,215.00	.000	05/15/2027	100,000.00	4.347	2998
912833PD6	206126	2000	US TREASURY STRIP	06/13/2011	51,998.00	.000	05/15/2027	100,000.00	4.150	2998
912833PD6	206328	2000	US TREASURY STRIP	06/23/2011	25,947.00	.000	05/15/2027	50,000.00	4.170	2998
912833PD6	206378	2000	US TREASURY STRIP	06/27/2011	25,908.00	.000	05/15/2027	50,000.00	4.183	2998
912833PD6	210185	2000	US TREASURY STRIP	05/16/2012	33,482.00	.000	05/15/2027	50,000.00	2.692	2998
912833PD6	210400	2000	US TREASURY STRIP	06/06/2012	35,808.50	.000	05/15/2027	50,000.00	2.247	2998
912833PD6	210606	2000	US TREASURY STRIP	06/25/2012	34,692.00	.000	05/15/2027	50,000.00	2.470	2998
912833PD6	214712	2000	US TREASURY STRIP	06/17/2013	33,134.00	.000	05/15/2027	50,000.00	2.980	2998
912833PD6	218189	2000	US TREASURY STRIP	06/26/2014	33,701.00	.000	05/15/2027	50,000.00	3.085	2998
912833PD6	218222	2000	US TREASURY STRIP	06/27/2014	33,546.00	.000	05/15/2027	50,000.00	3.122	2998
912833PD6	218585	2000	US TREASURY STRIP	07/31/2014	34,509.50	.000	05/15/2027	50,000.00	2.920	2998
912833PD6	222627	2000	US TREASURY STRIP	05/21/2015	183,795.00	.000	05/15/2027	250,000.00	2.584	2998
912833PD6	226880	2000	US TREASURY STRI ZERO-% 5	05/26/2016	95,656.80	.000	05/15/2027	120,000.00	2.077	2998
912833PD6	227320	2000	US TREASURY STRI ZERO-% 5	07/15/2016	41,846.00	.000	05/15/2027	50,000.00	1.650	2998
912833PD6	227503	2000	US TREASURY STRI ZERO-% 5	07/29/2016	33,158.80	.000	05/15/2027	40,000.00	1.745	2998
912833PD6	227675	2000	US TREASURY STRI ZERO-% 5	08/12/2016	82,775.00	.000	05/15/2027	100,000.00	1.765	2998
912833PD6	231309	2000	S 0 05-15-27	05/11/2017	31,087.20	.000	05/15/2027	40,000.00	2.534	2998
912833PD6	231597	2000	S 0 05-15-27	06/02/2017	31,578.00	.000	05/15/2027	40,000.00	2.390	2998
912833PD6	237036	2000	S 0 05-15-27	06/14/2018	30,644.00	.000	05/15/2027	40,000.00	3.010	2998



Run Date: 3/5/2019 11:25:36 AM

Investments Outstanding As Of Date: 2/28/2019

INVENTORY BY MATURITY REPORT

CUSIP	Investment #	Fund	Issuer	Purchase Date	Current Book	Current Rate	Maturity Date	Current Par	YTM	Days to Maturity
912833PD6	237321	2000	S 0 05-15-27	07/06/2018	30,994.80	.000	05/15/2027	40,000.00	2.900	2998
912833PD6	237404	2000	S 0 05-15-27	07/12/2018	30,998.80	.000	05/15/2027	40,000.00	2.904	2998
912833PE4	178593	2000	US TREASURY STRIP	10/26/2006	49,154.22	.000	08/15/2027	138,000.00	5.024	3090
912833PE4	188074	2000	US TREASURY STRIP	09/15/2008	21,750.00	.000	08/15/2027	50,000.00	4.449	3090
912833PE4	188169	2010	US TREASURY STRIP	09/22/2008	256,982.40	.000	08/15/2027	576,000.00	4.317	3090
912833PE4	193260	2000	US TREASURY STRIP	08/18/2009	43,702.25	.000	08/15/2027	100,000.00	4.654	3090
912833PE4	199567	2000	US TREASURY STRIP	08/13/2010	25,602.50	.000	08/15/2027	50,000.00	3.975	3090
912833PE4	200630	2000	US TREASURY STRIP	09/24/2010	52,817.00	.000	08/15/2027	100,000.00	3.815	3090
912833PE4	207497	2000	US TREASURY STRIP	09/23/2011	31,345.50	.000	08/15/2027	50,000.00	2.960	3090
912833PE4	207867	2000	US TREASURY STRIP	10/31/2011	61,284.00	.000	08/15/2027	100,000.00	3.125	3090
912833PE4	207920	2000	US TREASURY STRIP	11/03/2011	30,555.00	.000	08/15/2027	50,000.00	3.145	3090
912833PE4	211246	2000	US TREASURY STRIP	08/17/2012	34,342.00	.000	08/15/2027	50,000.00	2.521	3090
912833PE4	211306	2000	US TREASURY STRIP	08/22/2012	67,512.00	.000	08/15/2027	100,000.00	2.640	3090
912833PE4	215301	2000	US TREASURY STRIP	08/16/2013	30,806.50	.000	08/15/2027	50,000.00	3.490	3090
912833PE4	215624	2000	US TREASURY STRIP	09/26/2013	31,071.50	.000	08/15/2027	50,000.00	3.456	3090
912833PE4	215888	2000	US TREASURY STRIP	11/01/2013	63,853.00	.000	08/15/2027	100,000.00	3.280	3090
912833PE4	218843	2000	US TREASURY STRIP	08/28/2014	277,688.00	.000	08/15/2027	400,000.00	2.835	3090
912833PE4	219035	2000	US TREASURY STRIP	09/18/2014	67,800.00	.000	08/15/2027	100,000.00	3.033	3090
912833PE4	219296	2000	US TREASURY STRIP	10/17/2014	28,463.20	.000	08/15/2027	40,000.00	2.670	3090
912833PE4	224335	2000	USTREASURYSTRIP	10/08/2015	75,811.00	.000	08/15/2027	100,000.00	2.350	3090
912833PE4	224489	2000	USTREASURYSTRIP	10/22/2015	75,613.00	.000	08/15/2027	100,000.00	2.380	3090
912833PE4	224567	2000	USTREASURYSTRIP	10/29/2015	30,164.80	.000	08/15/2027	40,000.00	2.407	3090
912833PE4	228079	2000	US TREASURY STRI ZERO-% 8	09/23/2016	40,735.00	.000	08/15/2027	50,000.00	1.890	3090
912833PE4	228291	2000	US TREASURY STRI ZERO-% 8	10/14/2016	202,042.50	.000	08/15/2027	250,000.00	1.975	3090
912833PE4	234134	2000	S 0 08-15-27	10/26/2017	31,474.00	.000	08/15/2027	40,000.00	2.460	3090
912833PE4	234158	2000	S 0 08-15-27	10/26/2017	39,361.50	.000	08/15/2027	50,000.00	2.455	3090
912833PE4	234193	2000	S 0 08-15-27	10/27/2017	19,634.50	.000	08/15/2027	25,000.00	2.480	3090
912833PE4	237895	2000	S 0 08-15-27	08/23/2018	92,829.60	.000	08/15/2027	120,000.00	2.880	3090
912833PE4	237923	2000	S 0 08-15-27	08/23/2018	30,943.20	.000	08/15/2027	40,000.00	2.880	3090
912833PE4	237936	2000	S 0 08-15-27	08/23/2018	193,395.00	.000	08/15/2027	250,000.00	2.880	3090
912833PE4	238213	2000	S 0 08-15-27	09/13/2018	30,754.80	.000	08/15/2027	40,000.00	2.968	3090
912833PE4	238686	2000	S 0 08-15-27	10/25/2018	301,572.00	.000	08/15/2027	400,000.00	3.233	3090
31364DKL9	152858	2000	FNMA STRIP	12/11/2001	488,018.16	.000	10/08/2027	2,617,000.00	6.610	3144



Run Date: 3/5/2019 11:25:36 AM

Investments Outstanding As Of Date: 2/28/2019

INVENTORY BY MATURITY REPORT

CUSIP	Investment #	Fund	Issuer	Purchase Date	Current Book	Current Rate	Maturity Date	Current Par	YTM	Days to Maturity
912833QB9	189221	2000	US TREASURY STRIP	11/21/2008	42,253.00	.000	11/15/2027	100,000.00	4.590	3182
912833QB9	189268	2000	US TREASURY STRIP	11/21/2008	2,150.00	.000	11/15/2027	5,000.00	4.496	3182
912833QB9	189966	2000	US TREASURY STRIP	01/12/2009	126,822.50	.000	11/15/2027	250,000.00	3.635	3182
912833QB9	190255	2000	US TREASURY STRIP	02/04/2009	47,103.00	.000	11/15/2027	100,000.00	4.050	3182
912833QB9	194200	2000	US TREASURY STRIP	11/24/2009	44,817.00	.000	11/15/2027	100,000.00	4.515	3182
912833QB9	194733	2000	US TREASURY STRIP	01/28/2010	21,877.50	.000	11/15/2027	50,000.00	4.699	3182
912833QB9	201939	2000	US TREASURY STRIP	11/17/2010	24,671.50	.000	11/15/2027	50,000.00	4.200	3182
912833QB9	202155	2000	US TREASURY STRIP	11/24/2010	24,284.50	.000	11/15/2027	50,000.00	4.300	3182
912833QB9	203394	2000	US TREASURY STRIP	01/31/2011	46,118.00	.000	11/15/2027	100,000.00	4.664	3182
912833QB9	212196	2000	US TREASURY STRIP	11/30/2012	104,304.00	.000	11/15/2027	150,000.00	2.444	3182
912833QB9	212326	2000	US TREASURY STRIP	12/13/2012	243,411.00	.000	11/15/2027	350,000.00	2.449	3182
912833QB9	212655	2000	US TREASURY STRIP	01/17/2013	33,669.50	.000	11/15/2027	50,000.00	2.685	3182
912833QB9	216075	2000	US TREASURY STRIP	11/21/2013	30,927.50	.000	11/15/2027	50,000.00	3.465	3182
912833QB9	216420	2000	US TREASURY STRIP	01/09/2014	60,349.00	.000	11/15/2027	100,000.00	3.680	3182
912833QB9	219695	2000	US TREASURY STRIP	11/20/2014	174,025.00	.000	11/15/2027	250,000.00	2.809	3182
912833QB9	220250	2000	US TREASURY STRIP	01/09/2015	37,508.00	.000	11/15/2027	50,000.00	2.250	3182
912833QB9	220352	2000	US TREASURY STRIP	01/20/2015	74,914.00	.000	11/15/2027	100,000.00	2.266	3182
912833QB9	220438	2000	US TREASURY STRIP	01/26/2015	76,148.00	.000	11/15/2027	100,000.00	2.140	3182
912833QB9	220459	2000	US TREASURY STRIP	01/26/2015	37,956.00	.000	11/15/2027	50,000.00	2.165	3182
912833QB9	220478	2000	US TREASURY STRIP	01/26/2015	30,374.40	.000	11/15/2027	40,000.00	2.162	3182
912833QB9	220507	2000	US TREASURY STRIP	01/27/2015	190,140.00	.000	11/15/2027	250,000.00	2.150	3182
912833QB9	220611	2000	US TREASURY STRIP	01/29/2015	188,975.00	.000	11/15/2027	250,000.00	2.200	3182
912833QB9	225025	2000	USTREASURYSTRIP	12/24/2015	185,802.50	.000	11/15/2027	250,000.00	2.511	3182
912833QB9	225348	2000	USTREASURYSTRIP	02/04/2016	76,466.00	.000	11/15/2027	100,000.00	2.291	3182
912833QB9	228576	2000	US TREASURY STRI ZERO-% 1	11/14/2016	14,327.10	.000	11/15/2027	18,000.00	2.085	3182
912833QB9	229125	2000	S 0 11-15-27	01/12/2017	15,067.00	.000	11/15/2027	20,000.00	2.630	3182
912833QB9	229126	2000	S 0 11-15-27	01/12/2017	15,067.00	.000	11/15/2027	20,000.00	2.630	3182
912833QB9	229264	2000	S 0 11-15-27	01/26/2017	188,025.00	.000	11/15/2027	250,000.00	2.655	3182
912833QB9	229410	2000	S 0 11-15-27	02/02/2017	29,924.00	.000	11/15/2027	40,000.00	2.710	3182
912833QB9	234362	2000	S 0 11-15-27	11/16/2017	78,006.00	.000	11/15/2027	100,000.00	2.500	3182
912833QB9	234951	2000	S 0 11-15-17	01/25/2018	30,632.80	.000	11/15/2027	40,000.00	2.740	3182
912833QB9	235061	2000	S 0 11-15-27	02/02/2018	30,533.20	.000	11/15/2027	40,000.00	2.780	3182
31359YCX3	173965	2000	FNMA STRIP	12/14/2005	163,318.68	.000	01/15/2028	513,000.00	5.250	3243



Run Date: 3/5/2019 11:25:36 AM

Investments Outstanding As Of Date: 2/28/2019

INVENTORY BY MATURITY REPORT

CUSIP	Investment #	Fund	Issuer	Purchase Date	Current Book	Current Rate	Maturity Date	Current Par	YTM	Days to Maturity
912833RY8	184845	2000	US TREASURY STRIP	02/28/2008	3,811.70	.000	02/15/2028	10,000.00	4.890	3274
912833RY8	185235	2000	US TREASURY STRIP	03/27/2008	4,145.00	.000	02/15/2028	10,000.00	4.478	3274
912833RY8	185626	2000	US TREASURY STRIP	04/16/2008	4,125.00	.000	02/15/2028	10,000.00	4.515	3274
912833RY8	185890	2000	US TREASURY STRIP	04/28/2008	10,042.25	.000	02/15/2028	25,000.00	4.660	3274
912833RY8	190604	2000	US TREASURY STRIP	02/27/2009	24,675.00	.000	02/15/2028	50,000.00	3.758	3274
912833RY8	190835	2000	US TREASURY STRIP	03/20/2009	23,383.00	.000	02/15/2028	50,000.00	4.060	3274
912833RY8	190961	2000	US TREASURY STRIP	03/30/2009	47,190.00	.000	02/15/2028	100,000.00	4.017	3274
912833RY8	191127	2000	US TREASURY STRIP	04/13/2009	2,450.00	.000	02/15/2028	5,000.00	3.822	3274
912833RY8	191218	2000	US TREASURY STRIP	04/16/2009	23,318.00	.000	02/15/2028	50,000.00	4.091	3274
912833RY8	191865	2000	US TREASURY STRIP	04/24/2009	23,510.00	.000	02/15/2028	50,000.00	4.052	3274
912833RY8	194864	2000	US TREASURY STRIP	02/08/2010	42,392.00	.000	02/15/2028	100,000.00	4.820	3274
912833RY8	195188	2000	US TREASURY STRIP	03/03/2010	21,336.00	.000	02/15/2028	50,000.00	4.800	3274
912833RY8	195395	2000	US TREASURY STRIP	03/12/2010	42,132.00	.000	02/15/2028	100,000.00	4.879	3274
912833RY8	195864	2000	US TREASURY STRIP	04/08/2010	20,752.00	.000	02/15/2028	50,000.00	4.986	3274
912833RY8	196889	2000	US TREASURY STRIP	04/30/2010	21,770.00	.000	02/15/2028	50,000.00	4.727	3274
912833RY8	203863	2000	US TREASURY STRIP	02/28/2011	22,739.50	.000	02/15/2028	50,000.00	4.699	3274
912833RY8	204510	2000	US TREASURY STRIP	04/12/2011	45,348.00	.000	02/15/2028	100,000.00	4.750	3274
912833RY8	205423	2000	US TREASURY STRIP	05/05/2011	47,680.00	.000	02/15/2028	100,000.00	4.463	3274
912833RY8	208706	2000	US TREASURY STRIP	02/16/2012	31,175.00	.000	02/15/2028	50,000.00	2.975	3274
912833RY8	208877	2000	US TREASURY STRIP	03/05/2012	62,889.00	.000	02/15/2028	100,000.00	2.929	3274
912833RY8	209016	2000	US TREASURY STRIP	03/19/2012	29,611.50	.000	02/15/2028	50,000.00	3.320	3274
912833RY8	209141	2000	US TREASURY STRIP	04/05/2012	30,201.50	.000	02/15/2028	50,000.00	3.203	3274
912833RY8	209933	2000	US TREASURY STRIP	04/30/2012	31,377.00	.000	02/15/2028	50,000.00	2.972	3274
912833RY8	213295	2000	US TREASURY STRIP	03/25/2013	32,899.00	.000	02/15/2028	50,000.00	2.830	3274
912833RY8	213365	2000	US TREASURY STRIP	03/28/2013	66,007.00	.000	02/15/2028	100,000.00	2.810	3274
912833RY8	213442	2000	US TREASURY STRIP	04/04/2013	33,484.00	.000	02/15/2028	50,000.00	2.715	3274
912833RY8	213509	2000	US TREASURY STRIP	04/12/2013	68,518.00	.000	02/15/2028	100,000.00	2.563	3274
912833RY8	214261	2000	US TREASURY STRIP	05/02/2013	69,452.00	.000	02/15/2028	100,000.00	2.480	3274
912833RY8	216915	2000	US TREASURY STRIP	03/21/2014	157,507.50	.000	02/15/2028	250,000.00	3.350	3274
912833RY8	220881	2000	US TREASURY STRIP	02/13/2015	29,518.80	.000	02/15/2028	40,000.00	2.350	3274
912833RY8	222331	2000	US TREASURY STRIP	04/30/2015	29,739.20	.000	02/15/2028	40,000.00	2.330	3274
912833RY8	225721	2000	USTREASURYSTRIP	03/17/2016	30,577.20	.000	02/15/2028	40,000.00	2.267	3274
912833RY8	225756	2000	USTREASURYSTRIP	03/17/2016	13,962.89	.000	02/15/2028	18,250.00	2.260	3274



Run Date: 3/5/2019 11:25:36 AM

Investments Outstanding As Of Date: 2/28/2019

INVENTORY BY MATURITY REPORT

CUSIP	Investment #	Fund	Issuer	Purchase Date	Current Book	Current Rate	Maturity Date	Current Par	YTM	Days to Maturity
912833RY8	229663	2000	S 0 02-15-28	02/24/2017	38,783.16	.000	02/15/2028	52,000.00	2.690	3274
912833RY8	230022	2000	S 0 02-15-28	03/24/2017	299,124.00	.000	02/15/2028	400,000.00	2.685	3274
912833RY8	230119	2000	S 0 02-15-28	03/30/2017	188,612.50	.000	02/15/2028	250,000.00	2.606	3274
912833RY8	230239	2000	S 0 02-15-28	04/06/2017	37,929.50	.000	02/15/2028	50,000.00	2.560	3274
912833RY8	230334	2000	S 0 02-15-28	04/17/2017	30,562.40	.000	02/15/2028	40,000.00	2.500	3274
912833RY8	230993	2000	S 0 02-15-28	04/28/2017	191,160.00	.000	02/15/2028	250,000.00	2.500	3274
912833RY8	235202	2000	S 0 02-15-28	02/15/2018	29,845.60	.000	02/15/2028	40,000.00	2.950	3274
912833RY8	235371	2000	S 0 02-15-28	03/01/2018	29,908.80	.000	02/15/2028	40,000.00	2.940	3274
912833RY8	235396	2000	S 0 02-15-28	03/01/2018	29,842.00	.000	02/15/2028	40,000.00	2.963	3274
912833RY8	235456	2000	S 0 02-15-28	03/05/2018	148,714.00	.000	02/15/2028	200,000.00	3.000	3274
912833RY8	235529	2000	S 0 02-15-28	03/08/2018	29,907.60	.000	02/15/2028	40,000.00	2.946	3274
912833RY8	236311	2000	S 0 02-15-28	04/26/2018	29,726.40	.000	02/15/2028	40,000.00	3.050	3274
912833WQ9	186341	2010	US TREASURY STRIP	05/22/2008	2,914,416.94	.000	05/15/2028	7,538,000.00	4.813	3364
912833WQ9	186672	2000	US TREASURY STRIP	06/09/2008	9,572.00	.000	05/15/2028	25,000.00	4.875	3364
912833WQ9	187235	2000	US TREASURY STRIP	07/11/2008	3,993.00	.000	05/15/2028	10,000.00	4.680	3364
912833WQ9	192224	2000	US TREASURY STRIP	05/13/2009	63,585.00	.000	05/15/2028	150,000.00	4.567	3364
912833WQ9	193242	2000	US TREASURY STRIP	08/18/2009	22,379.83	.000	05/15/2028	50,000.00	4.335	3364
912833WQ9	197110	2000	US TREASURY STRIP	05/11/2010	137,853.61	.000	05/15/2028	306,000.00	4.477	3364
912833WQ9	197202	2000	US TREASURY STRIP	05/14/2010	11,177.00	.000	05/15/2028	25,000.00	4.522	3364
912833WQ9	198382	2000	US TREASURY STRIP	06/30/2010	24,247.50	.000	05/15/2028	50,000.00	4.090	3364
912833WQ9	198711	2000	US TREASURY STRIP	07/13/2010	48,200.00	.000	05/15/2028	100,000.00	4.133	3364
912833WQ9	205482	2000	US TREASURY STRIP	05/09/2011	47,643.00	.000	05/15/2028	100,000.00	4.405	3364
912833WQ9	206127	2000	US TREASURY STRIP	06/13/2011	49,493.00	.000	05/15/2028	100,000.00	4.200	3364
912833WQ9	206327	2000	US TREASURY STRIP	06/23/2011	24,652.00	.000	05/15/2028	50,000.00	4.230	3364
912833WQ9	206379	2000	US TREASURY STRIP	06/27/2011	24,620.50	.000	05/15/2028	50,000.00	4.240	3364
912833WQ9	210186	2000	US TREASURY STRIP	05/16/2012	32,309.50	.000	05/15/2028	50,000.00	2.748	3364
912833WQ9	210401	2000	US TREASURY STRIP	06/06/2012	34,894.00	.000	05/15/2028	50,000.00	2.269	3364
912833WQ9	210607	2000	US TREASURY STRIP	06/25/2012	33,486.00	.000	05/15/2028	50,000.00	2.539	3364
912833WQ9	214713	2000	US TREASURY STRIP	06/17/2013	31,699.00	.000	05/15/2028	50,000.00	3.080	3364
912833WQ9	218190	2000	US TREASURY STRIP	06/26/2014	32,263.00	.000	05/15/2028	50,000.00	3.180	3364
912833WQ9	218216	2000	US TREASURY STRIP	06/27/2014	32,103.00	.000	05/15/2028	50,000.00	3.217	3364
912833WQ9	218586	2000	US TREASURY STRIP	07/31/2014	33,116.00	.000	05/15/2028	50,000.00	3.010	3364
912833WQ9	222629	2000	US TREASURY STRIP	05/21/2015	177,315.00	.000	05/15/2028	250,000.00	2.663	3364



Run Date: 3/5/2019 11:25:36 AM

Investments Outstanding As Of Date: 2/28/2019

INVENTORY BY MATURITY REPORT

CUSIP	Investment #	Fund	Issuer	Purchase Date	Current Book	Current Rate	Maturity Date	Current Par	YTM	Days to Maturity
912833WQ9	226881	2000	US TREASURY STRI ZERO-% 5	05/26/2016	92,816.40	.000	05/15/2028	120,000.00	2.157	3364
912833WQ9	227321	2000	US TREASURY STRI ZERO-% 5	07/15/2016	40,803.00	.000	05/15/2028	50,000.00	1.725	3364
912833WQ9	227504	2000	US TREASURY STRI ZERO-% 5	07/29/2016	32,340.80	.000	05/15/2028	40,000.00	1.810	3364
912833WQ9	227676	2000	US TREASURY STRI ZERO-% 5	08/12/2016	80,672.00	.000	05/15/2028	100,000.00	1.835	3364
912833WQ9	231310	2000	S 0 05-15-28	05/11/2017	30,107.20	.000	05/15/2028	40,000.00	2.597	3364
912833WQ9	231599	2000	S 0 05-15-28	06/02/2017	30,636.80	.000	05/15/2028	40,000.00	2.450	3364
912833WQ9	237037	2000	S 0 05-15-28	06/14/2018	29,684.00	.000	05/15/2028	40,000.00	3.030	3364
912833WQ9	237322	2000	S 0 05-15-28	07/06/2018	30,036.80	.000	05/15/2028	40,000.00	2.927	3364
912833WQ9	237411	2000	S 0 05-15-28	07/12/2018	30,018.00	.000	05/15/2028	40,000.00	2.938	3364
31359YCY1	173971	2000	FNMA STRIP	12/14/2005	124,161.72	.000	07/15/2028	402,000.00	5.270	3425
912833RZ5	178594	2000	US TREASURY STRIP	10/26/2006	46,993.14	.000	08/15/2028	138,000.00	5.002	3456
912833RZ5	188170	2010	US TREASURY STRIP	09/22/2008	247,104.00	.000	08/15/2028	576,000.00	4.299	3456
912833RZ5	193261	2000	US TREASURY STRIP	08/18/2009	41,670.25	.000	08/15/2028	100,000.00	4.663	3456
912833RZ5	199568	2000	US TREASURY STRIP	08/13/2010	24,355.00	.000	08/15/2028	50,000.00	4.035	3456
912833RZ5	200631	2000	US TREASURY STRIP	09/24/2010	50,193.00	.000	08/15/2028	100,000.00	3.890	3456
912833RZ5	207498	2000	US TREASURY STRIP	09/23/2011	30,028.50	.000	08/15/2028	50,000.00	3.041	3456
912833RZ5	207868	2000	US TREASURY STRIP	10/31/2011	58,924.00	.000	08/15/2028	100,000.00	3.175	3456
912833RZ5	207921	2000	US TREASURY STRIP	11/03/2011	29,338.50	.000	08/15/2028	50,000.00	3.202	3456
912833RZ5	211247	2000	US TREASURY STRIP	08/17/2012	33,155.50	.000	08/15/2028	50,000.00	2.585	3456
912833RZ5	211307	2000	US TREASURY STRIP	08/22/2012	65,071.00	.000	08/15/2028	100,000.00	2.707	3456
912833RZ5	215302	2000	US TREASURY STRIP	08/16/2013	29,367.00	.000	08/15/2028	50,000.00	3.580	3456
912833RZ5	215626	2000	US TREASURY STRIP	09/26/2013	29,645.50	.000	08/15/2028	50,000.00	3.542	3456
912833RZ5	215889	2000	US TREASURY STRIP	11/01/2013	61,006.00	.000	08/15/2028	100,000.00	3.370	3456
912833RZ5	218844	2000	US TREASURY STRIP	08/28/2014	267,208.00	.000	08/15/2028	400,000.00	2.910	3456
912833RZ5	219036	2000	US TREASURY STRIP	09/18/2014	65,100.00	.000	08/15/2028	100,000.00	3.110	3456
912833RZ5	219298	2000	US TREASURY STRIP	10/17/2014	27,454.80	.000	08/15/2028	40,000.00	2.740	3456
912833RZ5	224322	2000	USTREASURYSTRIP	10/08/2015	73,358.00	.000	08/15/2028	100,000.00	2.425	3456
912833RZ5	224490	2000	USTREASURYSTRIP	10/22/2015	73,193.00	.000	08/15/2028	100,000.00	2.450	3456
912833RZ5	224568	2000	USTREASURYSTRIP	10/29/2015	29,199.60	.000	08/15/2028	40,000.00	2.475	3456
912833RZ5	228080	2000	US TREASURY STRI ZERO-% 8	09/23/2016	39,718.00	.000	08/15/2028	50,000.00	1.945	3456
912833RZ5	228292	2000	US TREASURY STRI ZERO-% 8	10/14/2016	196,607.50	.000	08/15/2028	250,000.00	2.040	3456
912833RZ5	234135	2000	S 0 08-15-28	10/26/2017	30,583.20	.000	08/15/2028	40,000.00	2.500	3456
912833RZ5	234159	2000	S 0 08-15-28	10/26/2017	38,229.00	.000	08/15/2028	50,000.00	2.500	3456



Run Date: 3/5/2019 11:25:36 AM

Investments Outstanding As Of Date: 2/28/2019

INVENTORY BY MATURITY REPORT

CUSIP	Investment #	Fund	Issuer	Purchase Date	Current Book	Current Rate	Maturity Date	Current Par	YTM	Days to Maturity
912833RZ5	234194	2000	S 0 08-15-28	10/27/2017	19,075.00	.000	08/15/2028	25,000.00	2.520	3456
912833RZ5	237898	2000	S 0 08-15-28	08/23/2018	89,947.20	.000	08/15/2028	120,000.00	2.910	3456
912833RZ5	237924	2000	S 0 08-15-28	08/23/2018	30,011.60	.000	08/15/2028	40,000.00	2.900	3456
912833RZ5	237937	2000	S 0 08-15-28	08/23/2018	187,427.50	.000	08/15/2028	250,000.00	2.908	3456
912833RZ5	238214	2000	S 0 08-15-28	09/13/2018	29,786.00	.000	08/15/2028	40,000.00	2.994	3456
912833RZ5	238685	2000	S 0 08-15-28	10/25/2018	291,292.00	.000	08/15/2028	400,000.00	3.260	3456
3134A4CJ1	173969	2000	FHLMC STRIP	12/14/2005	391,074.72	.000	09/15/2028	1,252,000.00	5.180	3487
912833WR7	189269	2000	US TREASURY STRIP	11/21/2008	2,100.00	.000	11/15/2028	5,000.00	4.389	3548
912833WR7	194201	2000	US TREASURY STRIP	11/24/2009	42,737.00	.000	11/15/2028	100,000.00	4.531	3548
912833WR7	194734	2000	US TREASURY STRIP	01/28/2010	20,819.50	.000	11/15/2028	50,000.00	4.716	3548
912833WR7	201940	2000	US TREASURY STRIP	11/17/2010	23,377.00	.000	11/15/2028	50,000.00	4.270	3548
912833WR7	202156	2000	US TREASURY STRIP	11/24/2010	23,077.00	.000	11/15/2028	50,000.00	4.348	3548
912833WR7	203395	2000	US TREASURY STRIP	01/31/2011	43,735.00	.000	11/15/2028	100,000.00	4.704	3548
912833WR7	212197	2000	US TREASURY STRIP	11/30/2012	100,618.50	.000	11/15/2028	150,000.00	2.518	3548
912833WR7	212327	2000	US TREASURY STRIP	12/13/2012	234,944.50	.000	11/15/2028	350,000.00	2.519	3548
912833WR7	212656	2000	US TREASURY STRIP	01/17/2013	32,371.50	.000	11/15/2028	50,000.00	2.766	3548
912833WR7	216076	2000	US TREASURY STRIP	11/21/2013	29,533.00	.000	11/15/2028	50,000.00	3.545	3548
912833WR7	216421	2000	US TREASURY STRIP	01/09/2014	57,622.00	.000	11/15/2028	100,000.00	3.747	3548
912833WR7	219696	2000	US TREASURY STRIP	11/20/2014	167,887.50	.000	11/15/2028	250,000.00	2.867	3548
912833WR7	220251	2000	US TREASURY STRIP	01/09/2015	36,428.00	.000	11/15/2028	50,000.00	2.300	3548
912833WR7	220353	2000	US TREASURY STRIP	01/20/2015	72,720.00	.000	11/15/2028	100,000.00	2.319	3548
912833WR7	220440	2000	US TREASURY STRIP	01/26/2015	73,835.00	.000	11/15/2028	100,000.00	2.210	3548
912833WR7	220460	2000	US TREASURY STRIP	01/26/2015	36,834.50	.000	11/15/2028	50,000.00	2.227	3548
912833WR7	220480	2000	US TREASURY STRIP	01/26/2015	29,477.60	.000	11/15/2028	40,000.00	2.224	3548
912833WR7	220508	2000	US TREASURY STRIP	01/27/2015	184,852.50	.000	11/15/2028	250,000.00	2.200	3548
912833WR7	220612	2000	US TREASURY STRIP	01/29/2015	183,205.00	.000	11/15/2028	250,000.00	2.266	3548
912833WR7	225026	2000	USTREASURYSTRIP	12/24/2015	179,707.50	.000	11/15/2028	250,000.00	2.577	3548
912833WR7	225349	2000	USTREASURYSTRIP	02/04/2016	73,937.00	.000	11/15/2028	100,000.00	2.377	3548
912833WR7	228577	2000	US TREASURY STRI ZERO-% 1	11/14/2016	13,946.58	.000	11/15/2028	18,000.00	2.137	3548
912833WR7	229128	2000	S 0 11-15-28	01/12/2017	14,592.80	.000	11/15/2028	20,000.00	2.680	3548
912833WR7	229129	2000	S 0 11-15-28	01/12/2017	14,592.80	.000	11/15/2028	20,000.00	2.680	3548
912833WR7	229265	2000	S 0 11-15-28	01/26/2017	182,175.00	.000	11/15/2028	250,000.00	2.700	3548
912833WR7	229411	2000	S 0 11-15-28	02/02/2017	28,960.40	.000	11/15/2028	40,000.00	2.760	3548



Run Date: 3/5/2019 11:25:36 AM

Investments Outstanding As Of Date: 2/28/2019

INVENTORY BY MATURITY REPORT

CUSIP	Investment #	Fund	Issuer	Purchase Date	Current Book	Current Rate	Maturity Date	Current Par	YTM	Days to Maturity
912833WR7	234363	2000	S 0 11-15-28	11/16/2017	75,762.00	.000	11/15/2028	100,000.00	2.540	3548
912833WR7	234935	2000	S 0 11-15-28	01/25/2018	29,747.20	.000	11/15/2028	40,000.00	2.760	3548
912833WR7	235062	2000	S 0 11-15-28	02/02/2018	29,607.20	.000	11/15/2028	40,000.00	2.810	3548
31359YCZ8	173966	2000	FNMA STRIP	12/14/2005	155,772.45	.000	01/15/2029	513,000.00	5.230	3609
912833XN5	184846	2000	US TREASURY STRIP	02/28/2008	3,646.82	.000	02/15/2029	10,000.00	4.870	3640
912833XN5	185236	2000	US TREASURY STRIP	03/27/2008	4,000.00	.000	02/15/2029	10,000.00	4.435	3640
912833XN5	185627	2000	US TREASURY STRIP	04/16/2008	3,990.00	.000	02/15/2029	10,000.00	4.459	3640
912833XN5	185891	2000	US TREASURY STRIP	04/28/2008	9,590.25	.000	02/15/2029	25,000.00	4.660	3640
912833XN5	191128	2000	US TREASURY STRIP	04/13/2009	2,350.00	.000	02/15/2029	5,000.00	3.841	3640
912833XN5	194865	2000	US TREASURY STRIP	02/08/2010	40,420.00	.000	02/15/2029	100,000.00	4.820	3640
912833XN5	195189	2000	US TREASURY STRIP	03/03/2010	21,321.50	.000	02/15/2029	50,000.00	4.547	3640
912833XN5	195396	2000	US TREASURY STRIP	03/12/2010	40,031.00	.000	02/15/2029	100,000.00	4.895	3640
912833XN5	195865	2000	US TREASURY STRIP	04/08/2010	19,674.00	.000	02/15/2029	50,000.00	5.008	3640
912833XN5	196890	2000	US TREASURY STRIP	04/30/2010	20,728.50	.000	02/15/2029	50,000.00	4.740	3640
912833XN5	203864	2000	US TREASURY STRIP	02/28/2011	21,484.00	.000	02/15/2029	50,000.00	4.758	3640
912833XN5	204511	2000	US TREASURY STRIP	04/12/2011	42,819.00	.000	02/15/2029	100,000.00	4.810	3640
912833XN5	205424	2000	US TREASURY STRIP	05/05/2011	45,195.00	.000	02/15/2029	100,000.00	4.517	3640
912833XN5	208707	2000	US TREASURY STRIP	02/16/2012	30,015.50	.000	02/15/2029	50,000.00	3.025	3640
912833XN5	208878	2000	US TREASURY STRIP	03/05/2012	60,629.00	.000	02/15/2029	100,000.00	2.974	3640
912833XN5	209017	2000	US TREASURY STRIP	03/19/2012	28,462.50	.000	02/15/2029	50,000.00	3.360	3640
912833XN5	209142	2000	US TREASURY STRIP	04/05/2012	29,073.00	.000	02/15/2029	50,000.00	3.241	3640
912833XN5	209934	2000	US TREASURY STRIP	04/30/2012	30,194.00	.000	02/15/2029	50,000.00	3.026	3640
912833XN5	213296	2000	US TREASURY STRIP	03/25/2013	31,539.50	.000	02/15/2029	50,000.00	2.920	3640
912833XN5	213366	2000	US TREASURY STRIP	03/28/2013	63,263.00	.000	02/15/2029	100,000.00	2.903	3640
912833XN5	213443	2000	US TREASURY STRIP	04/04/2013	32,116.50	.000	02/15/2029	50,000.00	2.809	3640
912833XN5	213510	2000	US TREASURY STRIP	04/12/2013	65,831.00	.000	02/15/2029	100,000.00	2.656	3640
912833XN5	214262	2000	US TREASURY STRIP	05/02/2013	66,921.00	.000	02/15/2029	100,000.00	2.560	3640
912833XN5	216916	2000	US TREASURY STRIP	03/21/2014	150,362.50	.000	02/15/2029	250,000.00	3.440	3640
912833XN5	220882	2000	US TREASURY STRIP	02/13/2015	28,678.00	.000	02/15/2029	40,000.00	2.390	3640
912833XN5	222332	2000	US TREASURY STRIP	04/30/2015	28,782.00	.000	02/15/2029	40,000.00	2.400	3640
912833XN5	225724	2000	USTREASURYSTRIP	03/17/2016	29,622.80	.000	02/15/2029	40,000.00	2.339	3640
912833XN5	225758	2000	USTREASURYSTRIP	03/17/2016	13,531.10	.000	02/15/2029	18,250.00	2.330	3640
912833XN5	229665	2000	S 0 02-15-29	02/24/2017	37,537.76	.000	02/15/2029	52,000.00	2.740	3640





Run Date: 3/5/2019 11:25:36 AM

Investments Outstanding As Of Date: 2/28/2019

INVENTORY BY MATURITY REPORT

CUSIP	Investment #	Fund	Issuer	Purchase Date	Current Book	Current Rate	Maturity Date	Current Par	YTM	Days to Maturity
912833XN5	230023	2000	S 0 02-15-29	03/24/2017	289,192.00	.000	02/15/2029	400,000.00	2.745	3640
912833XN5	230120	2000	S 0 02-15-29	03/30/2017	182,500.00	.000	02/15/2029	250,000.00	2.666	3640
912833XN5	230240	2000	S 0 02-15-29	04/06/2017	36,675.00	.000	02/15/2029	50,000.00	2.630	3640
912833XN5	230335	2000	S 0 02-15-29	04/17/2017	29,604.00	.000	02/15/2029	40,000.00	2.560	3640
912833XN5	230994	2000	S 0 02-15-29	04/28/2017	185,170.00	.000	02/15/2029	250,000.00	2.560	3640
912833XN5	235184	2000	S 0 02-15-29	02/15/2018	28,921.20	.000	02/15/2029	40,000.00	2.970	3640
912833XN5	235372	2000	S 0 02-15-29	03/01/2018	28,954.40	.000	02/15/2029	40,000.00	2.970	3640
912833XN5	235397	2000	S 0 02-15-29	03/01/2018	28,893.20	.000	02/15/2029	40,000.00	2.990	3640
912833XN5	235457	2000	S 0 02-15-29	03/05/2018	144,102.00	.000	02/15/2029	200,000.00	3.016	3640
912833XN5	235530	2000	S 0 02-15-29	03/08/2018	28,961.60	.000	02/15/2029	40,000.00	2.973	3640
912833XN5	236312	2000	S 0 02-15-29	04/26/2018	28,809.20	.000	02/15/2029	40,000.00	3.060	3640
912833XS4	186343	2010	US TREASURY STRIP	05/22/2008	2,772,174.88	.000	05/15/2029	7,538,000.00	4.825	3729
912833XS4	186673	2000	US TREASURY STRIP	06/09/2008	9,140.50	.000	05/15/2029	25,000.00	4.865	3729
912833XS4	187236	2000	US TREASURY STRIP	07/11/2008	3,824.10	.000	05/15/2029	10,000.00	4.665	3729
912833XS4	197112	2000	US TREASURY STRIP	05/11/2010	131,543.89	.000	05/15/2029	306,000.00	4.490	3729
912833XS4	197204	2000	US TREASURY STRIP	05/14/2010	10,619.00	.000	05/15/2029	25,000.00	4.557	3729
912833XS4	198383	2000	US TREASURY STRIP	06/30/2010	23,037.00	.000	05/15/2029	50,000.00	4.148	3729
912833XS4	198712	2000	US TREASURY STRIP	07/13/2010	45,800.00	.000	05/15/2029	100,000.00	4.188	3729
912833XS4	205483	2000	US TREASURY STRIP	05/09/2011	45,223.00	.000	05/15/2029	100,000.00	4.453	3729
912833XS4	206128	2000	US TREASURY STRIP	06/13/2011	46,816.00	.000	05/15/2029	100,000.00	4.280	3729
912833XS4	206326	2000	US TREASURY STRIP	06/23/2011	23,435.00	.000	05/15/2029	50,000.00	4.280	3729
912833XS4	206381	2000	US TREASURY STRIP	06/27/2011	23,374.50	.000	05/15/2029	50,000.00	4.297	3729
912833XS4	210187	2000	US TREASURY STRIP	05/16/2012	31,146.00	.000	05/15/2029	50,000.00	2.804	3729
912833XS4	210402	2000	US TREASURY STRIP	06/06/2012	33,823.50	.000	05/15/2029	50,000.00	2.321	3729
912833XS4	210608	2000	US TREASURY STRIP	06/25/2012	32,418.00	.000	05/15/2029	50,000.00	2.582	3729
912833XS4	214714	2000	US TREASURY STRIP	06/17/2013	30,314.50	.000	05/15/2029	50,000.00	3.170	3729
912833XS4	218191	2000	US TREASURY STRIP	06/26/2014	30,919.50	.000	05/15/2029	50,000.00	3.255	3729
912833XS4	218217	2000	US TREASURY STRIP	06/27/2014	30,768.50	.000	05/15/2029	50,000.00	3.289	3729
912833XS4	218587	2000	US TREASURY STRIP	07/31/2014	31,815.00	.000	05/15/2029	50,000.00	3.080	3729
912833XS4	222631	2000	US TREASURY STRIP	05/21/2015	170,645.00	.000	05/15/2029	250,000.00	2.750	3729
912833XS4	226882	2000	US TREASURY STRI ZERO-% 5	05/26/2016	90,230.40	.000	05/15/2029	120,000.00	2.210	3729
912833XS4	227322	2000	US TREASURY STRI ZERO-% 5	07/15/2016	39,854.00	.000	05/15/2029	50,000.00	1.775	3729
912833XS4	227505	2000	US TREASURY STRI ZERO-% 5	07/29/2016	31,562.40	.000	05/15/2029	40,000.00	1.860	3729



Run Date: 3/5/2019 11:25:36 AM

Investments Outstanding As Of Date: 2/28/2019

INVENTORY BY MATURITY REPORT

CUSIP	Investment #	Fund	Issuer	Purchase Date	Current Book	Current Rate	Maturity Date	Current Par	YTM	Days to Maturity
912833XS4	227677	2000	US TREASURY STRI ZERO-% 5	08/12/2016	78,862.00	.000	05/15/2029	100,000.00	1.870	3729
912833XS4	231311	2000	S 0 05-15-29	05/11/2017	29,104.80	.000	05/15/2029	40,000.00	2.665	3729
912833XS4	231601	2000	S 0 05-15-29	06/02/2017	29,688.80	.000	05/15/2029	40,000.00	2.510	3729
912833XS4	237038	2000	S 0 05-15-29	06/14/2018	28,742.40	.000	05/15/2029	40,000.00	3.050	3729
912833XS4	237323	2000	S 0 05-15-29	07/06/2018	29,140.00	.000	05/15/2029	40,000.00	2.939	3729
912833XS4	237415	2000	S 0 05-15-29	07/12/2018	29,154.40	.000	05/15/2029	40,000.00	2.938	3729
912833XP0	178595	2000	US TREASURY STRIP	10/26/2006	44,867.94	.000	08/15/2029	138,000.00	4.988	3821
912833XP0	188171	2010	US TREASURY STRIP	09/22/2008	237,248.64	.000	08/15/2029	576,000.00	4.290	3821
912833XP0	199569	2000	US TREASURY STRIP	08/13/2010	23,141.00	.000	08/15/2029	50,000.00	4.095	3821
912833XP0	200632	2000	US TREASURY STRIP	09/24/2010	47,851.00	.000	08/15/2029	100,000.00	3.940	3821
912833XP0	207499	2000	US TREASURY STRIP	09/23/2011	28,792.50	.000	08/15/2029	50,000.00	3.108	3821
912833XP0	207869	2000	US TREASURY STRIP	10/31/2011	56,550.00	.000	08/15/2029	100,000.00	3.230	3821
912833XP0	207922	2000	US TREASURY STRIP	11/03/2011	28,163.50	.000	08/15/2029	50,000.00	3.254	3821
912833XP0	211248	2000	US TREASURY STRIP	08/17/2012	32,050.50	.000	08/15/2029	50,000.00	2.634	3821
912833XP0	211308	2000	US TREASURY STRIP	08/22/2012	62,827.00	.000	08/15/2029	100,000.00	2.756	3821
912833XP0	215303	2000	US TREASURY STRIP	08/16/2013	28,077.00	.000	08/15/2029	50,000.00	3.640	3821
912833XP0	215627	2000	US TREASURY STRIP	09/26/2013	28,280.50	.000	08/15/2029	50,000.00	3.620	3821
912833XP0	215890	2000	US TREASURY STRIP	11/01/2013	58,272.00	.000	08/15/2029	100,000.00	3.450	3821
912833XP0	218845	2000	US TREASURY STRIP	08/28/2014	257,308.00	.000	08/15/2029	400,000.00	2.970	3821
912833XP0	219037	2000	US TREASURY STRIP	09/18/2014	62,500.00	.000	08/15/2029	100,000.00	3.178	3821
912833XP0	219297	2000	US TREASURY STRIP	10/17/2014	26,503.60	.000	08/15/2029	40,000.00	2.795	3821
912833XP0	224323	2000	USTREASURYSTRIP	10/08/2015	70,977.00	.000	08/15/2029	100,000.00	2.490	3821
912833XP0	224491	2000	USTREASURYSTRIP	10/22/2015	70,753.00	.000	08/15/2029	100,000.00	2.520	3821
912833XP0	224569	2000	USTREASURYSTRIP	10/29/2015	28,246.80	.000	08/15/2029	40,000.00	2.538	3821
912833XP0	228081	2000	US TREASURY STRI ZERO-% 8	09/23/2016	38,585.50	.000	08/15/2029	50,000.00	2.020	3821
912833XP0	228293	2000	US TREASURY STRI ZERO-% 8	10/14/2016	191,315.00	.000	08/15/2029	250,000.00	2.095	3821
912833XP0	234136	2000	S 0 08-15-29	10/26/2017	29,693.60	.000	08/15/2029	40,000.00	2.540	3821
912833XP0	234160	2000	S 0 08-15-29	10/26/2017	37,117.00	.000	08/15/2029	50,000.00	2.540	3821
912833XP0	234195	2000	S 0 08-15-29	10/27/2017	18,516.75	.000	08/15/2029	25,000.00	2.560	3821
912833XP0	237897	2000	S 0 08-15-29	08/23/2018	87,290.40	.000	08/15/2029	120,000.00	2.920	3821
912833XP0	237925	2000	S 0 08-15-29	08/23/2018	29,096.80	.000	08/15/2029	40,000.00	2.920	3821
912833XP0	237938	2000	S 0 08-15-29	08/23/2018	181,762.50	.000	08/15/2029	250,000.00	2.925	3821
912833XP0	238216	2000	S 0 08-15-29	09/13/2018	28,864.00	.000	08/15/2029	40,000.00	3.010	3821



Run Date: 3/5/2019 11:25:36 AM

Investments Outstanding As Of Date: 2/28/2019

INVENTORY BY MATURITY REPORT

CUSIP	Investment #	Fund	Issuer	Purchase Date	Current Book	Current Rate	Maturity Date	Current Par	YTM	Days to Maturity
912833XP0	238684	2000	S 0 08-15-29	10/25/2018	281,484.00	.000	08/15/2029	400,000.00	3.278	3821
912833XT2	189270	2000	US TREASURY STRIP	11/21/2008	2,012.50	.000	11/15/2029	5,000.00	4.384	3913
912833XT2	201941	2000	US TREASURY STRIP	11/17/2010	22,038.00	.000	11/15/2029	50,000.00	4.360	3913
912833XT2	202157	2000	US TREASURY STRIP	11/24/2010	21,799.50	.000	11/15/2029	50,000.00	4.423	3913
912833XT2	203396	2000	US TREASURY STRIP	01/31/2011	41,397.00	.000	11/15/2029	100,000.00	4.750	3913
912833XT2	212198	2000	US TREASURY STRIP	11/30/2012	97,201.50	.000	11/15/2029	150,000.00	2.575	3913
912833XT2	212328	2000	US TREASURY STRIP	12/13/2012	227,090.50	.000	11/15/2029	350,000.00	2.573	3913
912833XT2	212657	2000	US TREASURY STRIP	01/17/2013	31,166.50	.000	11/15/2029	50,000.00	2.829	3913
912833XT2	216077	2000	US TREASURY STRIP	11/21/2013	28,157.50	.000	11/15/2029	50,000.00	3.625	3913
912833XT2	216422	2000	US TREASURY STRIP	01/09/2014	54,936.00	.000	11/15/2029	100,000.00	3.816	3913
912833XT2	219698	2000	US TREASURY STRIP	11/20/2014	162,167.50	.000	11/15/2029	250,000.00	2.909	3913
912833XT2	220252	2000	US TREASURY STRIP	01/09/2015	35,448.00	.000	11/15/2029	50,000.00	2.330	3913
912833XT2	220354	2000	US TREASURY STRIP	01/20/2015	70,649.00	.000	11/15/2029	100,000.00	2.359	3913
912833XT2	220442	2000	US TREASURY STRIP	01/26/2015	71,914.00	.000	11/15/2029	100,000.00	2.240	3913
912833XT2	220461	2000	US TREASURY STRIP	01/26/2015	35,838.50	.000	11/15/2029	50,000.00	2.263	3913
912833XT2	220481	2000	US TREASURY STRIP	01/26/2015	28,673.20	.000	11/15/2029	40,000.00	2.262	3913
912833XT2	220509	2000	US TREASURY STRIP	01/27/2015	179,532.50	.000	11/15/2029	250,000.00	2.250	3913
912833XT2	220613	2000	US TREASURY STRIP	01/29/2015	178,337.50	.000	11/15/2029	250,000.00	2.297	3913
912833XT2	225027	2000	USTREASURYSTRIP	12/24/2015	174,040.00	.000	11/15/2029	250,000.00	2.624	3913
912833XT2	225330	2000	USTREASURYSTRIP	02/04/2016	71,526.00	.000	11/15/2029	100,000.00	2.447	3913
912833XT2	228578	2000	US TREASURY STRI ZERO-% 1	11/14/2016	14,310.23	.000	11/15/2029	19,000.00	2.192	3913
912833XT2	229130	2000	S 0 11-15-29	01/12/2017	14,155.60	.000	11/15/2029	20,000.00	2.710	3913
912833XT2	229131	2000	S 0 11-15-29	01/12/2017	14,155.60	.000	11/15/2029	20,000.00	2.710	3913
912833XT2	229277	2000	S 0 11-15-29	01/26/2017	176,237.50	.000	11/15/2029	250,000.00	2.750	3913
912833XT2	229412	2000	S 0 11-15-29	02/02/2017	28,035.60	.000	11/15/2029	40,000.00	2.800	3913
912833XT2	234364	2000	S 0 11-15-29	11/16/2017	73,525.00	.000	11/15/2029	100,000.00	2.580	3913
912833XT2	234936	2000	S 0 11-15-29	01/25/2018	28,875.60	.000	11/15/2029	40,000.00	2.780	3913
912833XT2	235063	2000	S 0 11-15-29	02/02/2018	28,725.60	.000	11/15/2029	40,000.00	2.830	3913
31359YDB0	173967	2000	FMNA STRIP	12/14/2005	149,678.01	.000	01/15/2030	513,000.00	5.180	3974
912833XX3	184847	2000	US TREASURY STRIP	02/28/2008	3,482.97	.000	02/15/2030	10,000.00	4.860	4005
912833XX3	185237	2000	US TREASURY STRIP	03/27/2008	3,800.00	.000	02/15/2030	10,000.00	4.470	4005
912833XX3	185628	2000	US TREASURY STRIP	04/16/2008	3,800.00	.000	02/15/2030	10,000.00	4.481	4005
912833XX3	185892	2000	US TREASURY STRIP	04/28/2008	9,217.25	.000	02/15/2030	25,000.00	4.630	4005



Run Date: 3/5/2019 11:25:36 AM

Investments Outstanding As Of Date: 2/28/2019

INVENTORY BY MATURITY REPORT

CUSIP	Investment #	Fund	Issuer	Purchase Date	Current Book	Current Rate	Maturity Date	Current Par	YTM	Days to Maturity
912833XX3	191130	2000	US TREASURY STRIP	04/13/2009	2,250.00	.000	02/15/2030	5,000.00	3.868	4005
912833XX3	203865	2000	US TREASURY STRIP	02/28/2011	20,308.00	.000	02/15/2030	50,000.00	4.808	4005
912833XX3	204512	2000	US TREASURY STRIP	04/12/2011	40,681.00	.000	02/15/2030	100,000.00	4.830	4005
912833XX3	205425	2000	US TREASURY STRIP	05/05/2011	42,849.00	.000	02/15/2030	100,000.00	4.564	4005
912833XX3	208708	2000	US TREASURY STRIP	02/16/2012	28,921.50	.000	02/15/2030	50,000.00	3.065	4005
912833XX3	208879	2000	US TREASURY STRIP	03/05/2012	58,409.00	.000	02/15/2030	100,000.00	3.018	4005
912833XX3	209018	2000	US TREASURY STRIP	03/19/2012	27,336.50	.000	02/15/2030	50,000.00	3.400	4005
912833XX3	209143	2000	US TREASURY STRIP	04/05/2012	27,946.50	.000	02/15/2030	50,000.00	3.283	4005
912833XX3	209935	2000	US TREASURY STRIP	04/30/2012	29,070.50	.000	02/15/2030	50,000.00	3.071	4005
912833XX3	213297	2000	US TREASURY STRIP	03/25/2013	30,283.50	.000	02/15/2030	50,000.00	2.990	4005
912833XX3	213367	2000	US TREASURY STRIP	03/28/2013	60,753.00	.000	02/15/2030	100,000.00	2.973	4005
912833XX3	213444	2000	US TREASURY STRIP	04/04/2013	30,856.50	.000	02/15/2030	50,000.00	2.882	4005
912833XX3	213511	2000	US TREASURY STRIP	04/12/2013	63,428.00	.000	02/15/2030	100,000.00	2.721	4005
912833XX3	214263	2000	US TREASURY STRIP	05/02/2013	64,274.00	.000	02/15/2030	100,000.00	2.650	4005
912833XX3	216917	2000	US TREASURY STRIP	03/21/2014	143,740.00	.000	02/15/2030	250,000.00	3.510	4005
912833XX3	220883	2000	US TREASURY STRIP	02/13/2015	27,839.20	.000	02/15/2030	40,000.00	2.430	4005
912833XX3	222333	2000	US TREASURY STRIP	04/30/2015	27,898.80	.000	02/15/2030	40,000.00	2.450	4005
912833XX3	225726	2000	USTREASURYSTRIP	03/17/2016	28,864.80	.000	02/15/2030	40,000.00	2.358	4005
912833XX3	225761	2000	USTREASURYSTRIP	03/17/2016	13,166.83	.000	02/15/2030	18,250.00	2.360	4005
912833XX3	229666	2000	S 0 02-15-30	02/24/2017	36,343.84	.000	02/15/2030	52,000.00	2.780	4005
912833XX3	230024	2000	S 0 02-15-30	03/24/2017	279,628.00	.000	02/15/2030	400,000.00	2.795	4005
912833XX3	230116	2000	S 0 02-15-30	03/30/2017	176,715.00	.000	02/15/2030	250,000.00	2.711	4005
912833XX3	230222	2000	S 0 02-15-30	04/06/2017	35,593.00	.000	02/15/2030	50,000.00	2.660	4005
912833XX3	230336	2000	S 0 02-15-30	04/17/2017	28,751.20	.000	02/15/2030	40,000.00	2.590	4005
912833XX3	230976	2000	S 0 02-15-30	04/28/2017	179,835.00	.000	02/15/2030	250,000.00	2.590	4005
912833XX3	235203	2000	S 0 02-15-30	02/15/2018	27,981.60	.000	02/15/2030	40,000.00	3.000	4005
912833XX3	235373	2000	S 0 02-15-30	03/01/2018	28,047.20	.000	02/15/2030	40,000.00	2.990	4005
912833XX3	235398	2000	S 0 02-15-30	03/01/2018	27,962.80	.000	02/15/2030	40,000.00	3.016	4005
912833XX3	235458	2000	S 0 02-15-30	03/05/2018	139,392.00	.000	02/15/2030	200,000.00	3.044	4005
912833XX3	235531	2000	S 0 02-15-30	03/08/2018	28,020.80	.000	02/15/2030	40,000.00	3.003	4005
912833XX3	236313	2000	S 0 02-15-30	04/26/2018	27,882.80	.000	02/15/2030	40,000.00	3.080	4005
31359YEA1	173972	2000	FNMA STRIP	12/14/2005	446,896.72	.000	05/15/2030	1,558,000.00	5.180	4094
912833XU9	186344	2010	US TREASURY STRIP	05/22/2008	2,669,356.56	.000	05/15/2030	7,538,000.00	4.779	4094



Run Date: 3/5/2019 11:25:36 AM

Investments Outstanding As Of Date: 2/28/2019

INVENTORY BY MATURITY REPORT

CUSIP	Investment #	Fund	Issuer	Purchase Date	Current Book	Current Rate	Maturity Date	Current Par	YTM	Days to Maturity
912833XU9	186674	2000	US TREASURY STRIP	06/09/2008	8,796.00	.000	05/15/2030	25,000.00	4.820	4094
912833XU9	187237	2000	US TREASURY STRIP	07/11/2008	3,685.50	.000	05/15/2030	10,000.00	4.622	4094
912833XU9	197113	2000	US TREASURY STRIP	05/11/2010	125,451.43	.000	05/15/2030	306,000.00	4.506	4094
912833XU9	197205	2000	US TREASURY STRIP	05/14/2010	10,115.50	.000	05/15/2030	25,000.00	4.575	4094
912833XU9	198713	2000	US TREASURY STRIP	07/13/2010	43,800.00	.000	05/15/2030	100,000.00	4.205	4094
912833XU9	205484	2000	US TREASURY STRIP	05/09/2011	42,946.00	.000	05/15/2030	100,000.00	4.494	4094
912833XU9	206129	2000	US TREASURY STRIP	06/13/2011	44,555.00	.000	05/15/2030	100,000.00	4.319	4094
912833XU9	206325	2000	US TREASURY STRIP	06/23/2011	22,256.50	.000	05/15/2030	50,000.00	4.330	4094
912833XU9	206383	2000	US TREASURY STRIP	06/27/2011	22,195.00	.000	05/15/2030	50,000.00	4.348	4094
912833XU9	210188	2000	US TREASURY STRIP	05/16/2012	30,005.50	.000	05/15/2030	50,000.00	2.858	4094
912833XU9	210403	2000	US TREASURY STRIP	06/06/2012	32,844.50	.000	05/15/2030	50,000.00	2.356	4094
912833XU9	210609	2000	US TREASURY STRIP	06/25/2012	31,362.50	.000	05/15/2030	50,000.00	2.624	4094
912833XU9	214715	2000	US TREASURY STRIP	06/17/2013	29,084.00	.000	05/15/2030	50,000.00	3.230	4094
912833XU9	218192	2000	US TREASURY STRIP	06/26/2014	29,634.50	.000	05/15/2030	50,000.00	3.320	4094
912833XU9	218218	2000	US TREASURY STRIP	06/27/2014	29,671.00	.000	05/15/2030	50,000.00	3.313	4094
912833XU9	218588	2000	US TREASURY STRIP	07/31/2014	30,571.00	.000	05/15/2030	50,000.00	3.140	4094
912833XU9	222632	2000	US TREASURY STRIP	05/21/2015	164,140.00	.000	05/15/2030	250,000.00	2.828	4094
912833XU9	226889	2000	US TREASURY STRI ZERO-% 5	05/26/2016	87,688.80	.000	05/15/2030	120,000.00	2.258	4094
912833XU9	227323	2000	US TREASURY STRI ZERO-% 5	07/15/2016	39,075.50	.000	05/15/2030	50,000.00	1.790	4094
912833XU9	227506	2000	US TREASURY STRI ZERO-% 5	07/29/2016	30,878.00	.000	05/15/2030	40,000.00	1.885	4094
912833XU9	227678	2000	US TREASURY STRI ZERO-% 5	08/12/2016	77,039.00	.000	05/15/2030	100,000.00	1.905	4094
912833XU9	231312	2000	S 0 05-15-30	05/11/2017	28,257.20	.000	05/15/2030	40,000.00	2.689	4094
912833XU9	231583	2000	S 0 05-15-30	06/02/2017	28,846.80	.000	05/15/2030	40,000.00	2.540	4094
912833XU9	237039	2000	S 0 05-15-30	06/14/2018	27,820.00	.000	05/15/2030	40,000.00	3.070	4094
912833XU9	237324	2000	S 0 05-15-30	07/06/2018	28,223.60	.000	05/15/2030	40,000.00	2.962	4094
912833XU9	237410	2000	S 0 05-15-30	07/12/2018	28,235.60	.000	05/15/2030	40,000.00	2.963	4094
912833XY1	178596	2000	US TREASURY STRIP	10/26/2006	43,180.20	.000	08/15/2030	138,000.00	4.941	4186
912833XY1	188172	2010	US TREASURY STRIP	09/22/2008	228,124.80	.000	08/15/2030	576,000.00	4.275	4186
912833XY1	207500	2000	US TREASURY STRIP	09/23/2011	27,601.50	.000	08/15/2030	50,000.00	3.170	4186
912833XY1	207870	2000	US TREASURY STRIP	10/31/2011	54,463.00	.000	08/15/2030	100,000.00	3.260	4186
912833XY1	207923	2000	US TREASURY STRIP	11/03/2011	27,138.50	.000	08/15/2030	50,000.00	3.280	4186
912833XY1	211249	2000	US TREASURY STRIP	08/17/2012	31,018.00	.000	08/15/2030	50,000.00	2.671	4186
912833XY1	211309	2000	US TREASURY STRIP	08/22/2012	60,719.00	.000	08/15/2030	100,000.00	2.794	4186



Run Date: 3/5/2019 11:25:36 AM

Investments Outstanding As Of Date: 2/28/2019

INVENTORY BY MATURITY REPORT

CUSIP	Investment #	Fund	Issuer	Purchase Date	Current Book	Current Rate	Maturity Date	Current Par	YTM	Days to Maturity
912833XY1	215304	2000	US TREASURY STRIP	08/16/2013	26,768.00	.000	08/15/2030	50,000.00	3.710	4186
912833XY1	215628	2000	US TREASURY STRIP	09/26/2013	27,014.00	.000	08/15/2030	50,000.00	3.679	4186
912833XY1	215891	2000	US TREASURY STRIP	11/01/2013	55,712.00	.000	08/15/2030	100,000.00	3.515	4186
912833XY1	218846	2000	US TREASURY STRIP	08/28/2014	247,876.00	.000	08/15/2030	400,000.00	3.020	4186
912833XY1	219038	2000	US TREASURY STRIP	09/18/2014	60,300.00	.000	08/15/2030	100,000.00	3.205	4186
912833XY1	219290	2000	US TREASURY STRIP	10/17/2014	25,637.60	.000	08/15/2030	40,000.00	2.830	4186
912833XY1	224324	2000	USTREASURYSTRIP	10/08/2015	68,686.00	.000	08/15/2030	100,000.00	2.545	4186
912833XY1	224492	2000	USTREASURYSTRIP	10/22/2015	68,401.00	.000	08/15/2030	100,000.00	2.580	4186
912833XY1	224570	2000	USTREASURYSTRIP	10/29/2015	27,323.60	.000	08/15/2030	40,000.00	2.593	4186
912833XY1	228092	2000	US TREASURY STRI ZERO-% 8	09/23/2016	37,558.50	.000	08/15/2030	50,000.00	2.070	4186
912833XY1	228274	2000	US TREASURY STRI ZERO-% 8	10/14/2016	185,965.00	.000	08/15/2030	250,000.00	2.150	4186
912833XY1	234137	2000	S 0 08-15-30	10/26/2017	28,734.80	.000	08/15/2030	40,000.00	2.600	4186
912833XY1	234161	2000	S 0 08-15-30	10/26/2017	35,941.50	.000	08/15/2030	50,000.00	2.595	4186
912833XY1	234196	2000	S 0 08-15-30	10/27/2017	17,915.25	.000	08/15/2030	25,000.00	2.620	4186
912833XY1	237896	2000	S 0 08-15-30	08/23/2018	84,596.40	.000	08/15/2030	120,000.00	2.940	4186
912833XY1	237926	2000	S 0 08-15-30	08/23/2018	28,232.00	.000	08/15/2030	40,000.00	2.930	4186
912833XY1	237939	2000	S 0 08-15-30	08/23/2018	176,165.00	.000	08/15/2030	250,000.00	2.944	4186
912833XY1	238215	2000	S 0 08-15-30	09/13/2018	27,801.60	.000	08/15/2030	40,000.00	3.075	4186
912833XY1	238683	2000	S 0 08-15-30	10/25/2018	272,004.00	.000	08/15/2030	400,000.00	3.293	4186
9128337N4	189271	2000	US TREASURY STRIP	11/21/2008	1,925.00	.000	11/15/2030	5,000.00	4.389	4278
9128337N4	203397	2000	US TREASURY STRIP	01/31/2011	39,285.00	.000	11/15/2030	100,000.00	4.778	4278
9128337N4	212199	2000	US TREASURY STRIP	11/30/2012	93,927.00	.000	11/15/2030	150,000.00	2.624	4278
9128337N4	212329	2000	US TREASURY STRIP	12/13/2012	219,327.50	.000	11/15/2030	350,000.00	2.625	4278
9128337N4	212658	2000	US TREASURY STRIP	01/17/2013	30,017.00	.000	11/15/2030	50,000.00	2.883	4278
9128337N4	216078	2000	US TREASURY STRIP	11/21/2013	26,893.50	.000	11/15/2030	50,000.00	3.685	4278
9128337N4	216423	2000	US TREASURY STRIP	01/09/2014	52,384.00	.000	11/15/2030	100,000.00	3.875	4278
9128337N4	219699	2000	US TREASURY STRIP	11/20/2014	156,930.00	.000	11/15/2030	250,000.00	2.934	4278
9128337N4	220253	2000	US TREASURY STRIP	01/09/2015	34,473.50	.000	11/15/2030	50,000.00	2.360	4278
9128337N4	220355	2000	US TREASURY STRIP	01/20/2015	68,765.00	.000	11/15/2030	100,000.00	2.382	4278
9128337N4	220443	2000	US TREASURY STRIP	01/26/2015	70,110.00	.000	11/15/2030	100,000.00	2.260	4278
9128337N4	220462	2000	US TREASURY STRIP	01/26/2015	34,948.50	.000	11/15/2030	50,000.00	2.279	4278
9128337N4	220482	2000	US TREASURY STRIP	01/26/2015	27,948.00	.000	11/15/2030	40,000.00	2.282	4278
9128337N4	220510	2000	US TREASURY STRIP	01/27/2015	175,012.50	.000	11/15/2030	250,000.00	2.270	4278



Run Date: 3/5/2019 11:25:36 AM

Investments Outstanding As Of Date: 2/28/2019

INVENTORY BY MATURITY REPORT

CUSIP	Investment #	Fund	Issuer	Purchase Date	Current Book	Current Rate	Maturity Date	Current Par	YTM	Days to Maturity
9128337N4	220614	2000	US TREASURY STRIP	01/29/2015	173,905.00	.000	11/15/2030	250,000.00	2.311	4278
9128337N4	225028	2000	USTREASURYSTRIP	12/24/2015	168,765.00	.000	11/15/2030	250,000.00	2.656	4278
9128337N4	225331	2000	USTREASURYSTRIP	02/04/2016	69,459.00	.000	11/15/2030	100,000.00	2.481	4278
9128337N4	228579	2000	US TREASURY STR ZERO-% 1	11/14/2016	13,169.52	.000	11/15/2030	18,000.00	2.244	4278
9128337N4	229127	2000	S 0 11-15-30	01/12/2017	13,704.60	.000	11/15/2030	20,000.00	2.750	4278
9128337N4	229144	2000	S 0 11-15-30	01/12/2017	13,704.60	.000	11/15/2030	20,000.00	2.750	4278
9128337N4	229278	2000	S 0 11-15-30	01/26/2017	170,557.50	.000	11/15/2030	250,000.00	2.790	4278
9128337N4	229413	2000	S 0 11-15-30	02/02/2017	27,118.80	.000	11/15/2030	40,000.00	2.840	4278
9128337N4	234365	2000	S 0 11-15-30	11/16/2017	71,297.00	.000	11/15/2030	100,000.00	2.620	4278
9128337N4	234937	2000	S 0 11-15-30	01/25/2018	28,018.40	.000	11/15/2030	40,000.00	2.800	4278
9128337N4	235064	2000	S 0 11-15-30	02/02/2018	27,859.20	.000	11/15/2030	40,000.00	2.850	4278
912803CK7	184848	2000	US TREASURY STRIP (P)	02/28/2008	3,364.63	.000	02/15/2031	10,000.00	4.800	4370
912833XZ8	185238	2000	US TREASURY STRIP	03/27/2008	3,700.00	.000	02/15/2031	10,000.00	4.392	4370
912833XZ8	185629	2000	US TREASURY STRIP	04/16/2008	3,700.00	.000	02/15/2031	10,000.00	4.402	4370
912833XZ8	185893	2000	US TREASURY STRIP	04/28/2008	8,923.25	.000	02/15/2031	25,000.00	4.570	4370
912833XZ8	191131	2000	US TREASURY STRIP	04/13/2009	2,200.00	.000	02/15/2031	5,000.00	3.794	4370
912833XZ8	208709	2000	US TREASURY STRIP	02/16/2012	27,872.00	.000	02/15/2031	50,000.00	3.100	4370
912833XZ8	208880	2000	US TREASURY STRIP	03/05/2012	56,337.00	.000	02/15/2031	100,000.00	3.051	4370
912833XZ8	209019	2000	US TREASURY STRIP	03/19/2012	26,400.00	.000	02/15/2031	50,000.00	3.406	4370
912833XZ8	209144	2000	US TREASURY STRIP	04/05/2012	26,862.00	.000	02/15/2031	50,000.00	3.321	4370
912833XZ8	209936	2000	US TREASURY STRIP	04/30/2012	28,057.50	.000	02/15/2031	50,000.00	3.098	4370
912833XZ8	213298	2000	US TREASURY STRIP	03/25/2013	29,037.50	.000	02/15/2031	50,000.00	3.060	4370
912833XZ8	213368	2000	US TREASURY STRIP	03/28/2013	58,325.00	.000	02/15/2031	100,000.00	3.037	4370
912833XZ8	213445	2000	US TREASURY STRIP	04/04/2013	29,608.50	.000	02/15/2031	50,000.00	2.954	4370
912833XZ8	213512	2000	US TREASURY STRIP	04/12/2013	61,034.00	.000	02/15/2031	100,000.00	2.786	4370
912833XZ8	214264	2000	US TREASURY STRIP	05/02/2013	61,948.00	.000	02/15/2031	100,000.00	2.710	4370
912833XZ8	216918	2000	US TREASURY STRIP	03/21/2014	137,447.50	.000	02/15/2031	250,000.00	3.570	4370
912833XZ8	220885	2000	US TREASURY STRIP	02/13/2015	27,046.40	.000	02/15/2031	40,000.00	2.460	4370
912833XZ8	222334	2000	US TREASURY STRIP	04/30/2015	27,100.80	.000	02/15/2031	40,000.00	2.480	4370
912833XZ8	225728	2000	USTREASURYSTRIP	03/17/2016	28,046.00	.000	02/15/2031	40,000.00	2.395	4370
912833XZ8	225739	2000	USTREASURYSTRIP	03/17/2016	12,823.55	.000	02/15/2031	18,250.00	2.380	4370
912833XZ8	229667	2000	S 0 02-15-31	02/24/2017	35,208.16	.000	02/15/2031	52,000.00	2.810	4370
912833XZ8	230025	2000	S 0 02-15-31	03/24/2017	270,672.00	.000	02/15/2031	400,000.00	2.830	4370



Run Date: 3/5/2019 11:25:36 AM

Investments Outstanding As Of Date: 2/28/2019

INVENTORY BY MATURITY REPORT

CUSIP	Investment #	Fund	Issuer	Purchase Date	Current Book	Current Rate	Maturity Date	Current Par	YTM	Days to Maturity
912833XZ8	230118	2000	S 0 02-15-31	03/30/2017	171,105.00	.000	02/15/2031	250,000.00	2.750	4370
912833XZ8	230223	2000	S 0 02-15-31	04/06/2017	34,428.50	.000	02/15/2031	50,000.00	2.710	4370
912833XZ8	230337	2000	S 0 02-15-31	04/17/2017	27,868.00	.000	02/15/2031	40,000.00	2.630	4370
912833XZ8	230977	2000	S 0 02-15-31	04/28/2017	174,315.00	.000	02/15/2031	250,000.00	2.630	4370
912833XZ8	235204	2000	S 0 02-15-31	02/15/2018	27,091.20	.000	02/15/2031	40,000.00	3.020	4370
912833XZ8	235374	2000	S 0 02-15-31	03/01/2018	27,122.80	.000	02/15/2031	40,000.00	3.020	4370
912833XZ8	235399	2000	S 0 02-15-31	03/01/2018	27,059.20	.000	02/15/2031	40,000.00	3.038	4370
912833XZ8	235459	2000	S 0 02-15-31	03/05/2018	134,866.00	.000	02/15/2031	200,000.00	3.066	4370
912833XZ8	235532	2000	S 0 02-15-31	03/08/2018	27,125.60	.000	02/15/2031	40,000.00	3.024	4370
912833XZ8	236289	2000	S 0 02-15-31	04/26/2018	26,975.20	.000	02/15/2031	40,000.00	3.100	4370
9128337P9	186345	2010	US TREASURY STRIP	05/22/2008	2,558,246.44	.000	05/15/2031	7,538,000.00	4.758	4459
9128337P9	186675	2000	US TREASURY STRIP	06/09/2008	8,452.75	.000	05/15/2031	25,000.00	4.785	4459
9128337P9	187238	2000	US TREASURY STRIP	07/11/2008	3,541.30	.000	05/15/2031	10,000.00	4.596	4459
9128337P9	197114	2000	US TREASURY STRIP	05/11/2010	119,704.75	.000	05/15/2031	306,000.00	4.517	4459
9128337P9	197207	2000	US TREASURY STRIP	05/14/2010	9,583.00	.000	05/15/2031	25,000.00	4.618	4459
9128337P9	198714	2000	US TREASURY STRIP	07/13/2010	41,900.00	.000	05/15/2031	100,000.00	4.218	4459
9128337P9	210189	2000	US TREASURY STRIP	05/16/2012	28,844.50	.000	05/15/2031	50,000.00	2.917	4459
9128337P9	210404	2000	US TREASURY STRIP	06/06/2012	31,877.50	.000	05/15/2031	50,000.00	2.391	4459
9128337P9	210610	2000	US TREASURY STRIP	06/25/2012	30,489.00	.000	05/15/2031	50,000.00	2.636	4459
9128337P9	214716	2000	US TREASURY STRIP	06/17/2013	27,870.50	.000	05/15/2031	50,000.00	3.290	4459
9128337P9	218193	2000	US TREASURY STRIP	06/26/2014	28,414.00	.000	05/15/2031	50,000.00	3.375	4459
9128337P9	218219	2000	US TREASURY STRIP	06/27/2014	28,438.00	.000	05/15/2031	50,000.00	3.370	4459
9128337P9	218589	2000	US TREASURY STRIP	07/31/2014	29,486.50	.000	05/15/2031	50,000.00	3.170	4459
9128337P9	222634	2000	US TREASURY STRIP	05/21/2015	158,265.00	.000	05/15/2031	250,000.00	2.881	4459
9128337P9	226890	2000	US TREASURY STRI ZERO-% 5	05/26/2016	85,387.20	.000	05/15/2031	120,000.00	2.286	4459
9128337P9	227324	2000	US TREASURY STRI ZERO-% 5	07/15/2016	38,160.00	.000	05/15/2031	50,000.00	1.830	4459
9128337P9	227507	2000	US TREASURY STRI ZERO-% 5	07/29/2016	30,148.80	.000	05/15/2031	40,000.00	1.920	4459
9128337P9	227679	2000	US TREASURY STRI ZERO-% 5	08/12/2016	75,152.00	.000	05/15/2031	100,000.00	1.945	4459
9128337P9	231313	2000	S 0 05-15-31	05/11/2017	27,300.00	.000	05/15/2031	40,000.00	2.745	4459
9128337P9	231584	2000	S 0 05-15-31	06/02/2017	27,954.00	.000	05/15/2031	40,000.00	2.585	4459
9128337P9	237027	2000	S 0 05-15-31	06/14/2018	26,985.20	.000	05/15/2031	40,000.00	3.070	4459
9128337P9	237309	2000	S 0 05-15-31	07/06/2018	27,357.60	.000	05/15/2031	40,000.00	2.976	4459
9128337P9	237403	2000	S 0 05-15-31	07/12/2018	27,353.20	.000	05/15/2031	40,000.00	2.981	4459





Run Date: 3/5/2019 11:25:36 AM

Investments Outstanding As Of Date: 2/28/2019

INVENTORY BY MATURITY REPORT

CUSIP	Investment #	Fund	Issuer	Purchase Date	Current Book	Current Rate	Maturity Date	Current Par	YTM	Days to Maturity
9128334S6	178597	2000	US TREASURY STRIP	10/26/2006	41,082.60	.000	08/15/2031	138,000.00	4.945	4551
9128334S6	188173	2010	US TREASURY STRIP	09/22/2008	219,709.44	.000	08/15/2031	576,000.00	4.254	4551
9128334S6	211250	2000	US TREASURY STRIP	08/17/2012	29,986.00	.000	08/15/2031	50,000.00	2.710	4551
9128334S6	211310	2000	US TREASURY STRIP	08/22/2012	58,617.00	.000	08/15/2031	100,000.00	2.834	4551
9128334S6	215305	2000	US TREASURY STRIP	08/16/2013	25,575.00	.000	08/15/2031	50,000.00	3.760	4551
9128334S6	215629	2000	US TREASURY STRIP	09/26/2013	25,832.50	.000	08/15/2031	50,000.00	3.727	4551
9128334S6	215892	2000	US TREASURY STRIP	11/01/2013	53,243.00	.000	08/15/2031	100,000.00	3.575	4551
9128334S6	218847	2000	US TREASURY STRIP	08/28/2014	238,956.00	.000	08/15/2031	400,000.00	3.060	4551
9128334S6	219039	2000	US TREASURY STRIP	09/18/2014	58,000.00	.000	08/15/2031	100,000.00	3.248	4551
9128334S6	219288	2000	US TREASURY STRIP	10/17/2014	24,762.40	.000	08/15/2031	40,000.00	2.870	4551
9128334S6	224325	2000	US TREASURY STRIP	10/08/2015	66,189.00	.000	08/15/2031	100,000.00	2.620	4551
9128334S6	224493	2000	USTREASURYSTRIP	10/22/2015	66,099.00	.000	08/15/2031	100,000.00	2.635	4551
9128334S6	224571	2000	USTREASURYSTRIP	10/29/2015	26,471.60	.000	08/15/2031	40,000.00	2.630	4551
9128334S6	228093	2000	US TREASURY STRI ZERO-% 8	09/23/2016	36,603.50	.000	08/15/2031	50,000.00	2.105	4551
9128334S6	228275	2000	US TREASURY STRI ZERO-% 8	10/14/2016	181,230.00	.000	08/15/2031	250,000.00	2.180	4551
9128334S6	234138	2000	S 0 08-15-31	10/26/2017	27,774.00	.000	08/15/2031	40,000.00	2.660	4551
9128334S6	234162	2000	S 0 08-15-31	10/26/2017	34,765.00	.000	08/15/2031	50,000.00	2.650	4551
9128334S6	234197	2000	S 0 08-15-31	10/27/2017	17,312.75	.000	08/15/2031	25,000.00	2.680	4551
9128334S6	237887	2000	S 0 08-15-31	08/23/2018	82,058.40	.000	08/15/2031	120,000.00	2.950	4551
9128334S6	237903	2000	S 0 08-15-31	08/23/2018	27,352.80	.000	08/15/2031	40,000.00	2.950	4551
9128334S6	237940	2000	S 0 08-15-31	08/23/2018	170,790.00	.000	08/15/2031	250,000.00	2.958	4551
9128334S6	238217	2000	S 0 08-15-31	09/13/2018	27,065.60	.000	08/15/2031	40,000.00	3.046	4551
9128334S6	238682	2000	S 0 08-15-31	10/25/2018	262,636.00	.000	08/15/2031	400,000.00	3.312	4551
9128337Q7	189272	2000	US TREASURY STRIP	11/21/2008	1,818.25	.000	11/15/2031	5,000.00	4.450	4643
9128337Q7	212200	2000	US TREASURY STRIP	11/30/2012	90,726.00	.000	11/15/2031	150,000.00	2.670	4643
9128337Q7	212331	2000	US TREASURY STRIP	12/13/2012	211,620.50	.000	11/15/2031	350,000.00	2.677	4643
9128337Q7	212659	2000	US TREASURY STRIP	01/17/2013	28,954.50	.000	11/15/2031	50,000.00	2.923	4643
9128337Q7	216079	2000	US TREASURY STRIP	11/21/2013	25,724.00	.000	11/15/2031	50,000.00	3.730	4643
9128337Q7	216424	2000	US TREASURY STRIP	01/09/2014	50,087.00	.000	11/15/2031	100,000.00	3.912	4643
9128337Q7	219701	2000	US TREASURY STRIP	11/20/2014	151,685.00	.000	11/15/2031	250,000.00	2.963	4643
9128337Q7	220254	2000	US TREASURY STRIP	01/09/2015	33,506.50	.000	11/15/2031	50,000.00	2.390	4643
9128337Q7	220356	2000	US TREASURY STRIP	01/20/2015	66,801.00	.000	11/15/2031	100,000.00	2.413	4643
9128337Q7	220444	2000	US TREASURY STRIP	01/26/2015	68,211.00	.000	11/15/2031	100,000.00	2.290	4643



Run Date: 3/5/2019 11:25:36 AM

Investments Outstanding As Of Date: 2/28/2019

INVENTORY BY MATURITY REPORT

CUSIP	Investment #	Fund	Issuer	Purchase Date	Current Book	Current Rate	Maturity Date	Current Par	YTM	Days to Maturity
9128337Q7	220463	2000	US TREASURY STRIP	01/26/2015	33,995.50	.000	11/15/2031	50,000.00	2.309	4643
9128337Q7	220483	2000	US TREASURY STRIP	01/26/2015	27,180.40	.000	11/15/2031	40,000.00	2.313	4643
9128337Q7	220511	2000	US TREASURY STRIP	01/27/2015	170,540.00	.000	11/15/2031	250,000.00	2.290	4643
9128337Q7	220615	2000	US TREASURY STRIP	01/29/2015	169,220.00	.000	11/15/2031	250,000.00	2.338	4643
9128337Q7	225029	2000	USTREASURYSTRIP	12/24/2015	163,407.50	.000	11/15/2031	250,000.00	2.693	4643
9128337Q7	225332	2000	USTREASURYSTRIP	02/04/2016	67,408.00	.000	11/15/2031	100,000.00	2.515	4643
9128337Q7	228580	2000	US TREASURY STRI ZERO-% 1	11/14/2016	12,776.04	.000	11/15/2031	18,000.00	2.298	4643
9128337Q7	229097	2000	S 0 11-15-31	01/12/2017	13,257.60	.000	11/15/2031	20,000.00	2.790	4643
9128337Q7	229132	2000	S 0 11-15-31	01/12/2017	13,257.60	.000	11/15/2031	20,000.00	2.790	4643
9128337Q7	229279	2000	S 0 11-15-31	01/26/2017	164,930.00	.000	11/15/2031	250,000.00	2.830	4643
9128337Q7	229414	2000	S 0 11-15-31	02/02/2017	26,173.20	.000	11/15/2031	40,000.00	2.890	4643
9128337Q7	234366	2000	S 0 11-15-31	11/16/2017	69,082.00	.000	11/15/2031	100,000.00	2.660	4643
9128337Q7	234938	2000	S 0 11-15-31	01/25/2018	27,176.00	.000	11/15/2031	40,000.00	2.820	4643
9128337Q7	235065	2000	S 0 11-15-31	02/02/2018	27,008.40	.000	11/15/2031	40,000.00	2.870	4643
9128334T4	184849	2000	US TREASURY STRIP	02/28/2008	3,607.60	.000	02/15/2032	10,000.00	4.300	4735
9128334T4	185239	2000	US TREASURY STRIP	03/27/2008	3,520.00	.000	02/15/2032	10,000.00	4.419	4735
9128334T4	185630	2000	US TREASURY STRIP	04/16/2008	3,550.00	.000	02/15/2032	10,000.00	4.393	4735
9128334T4	185894	2000	US TREASURY STRIP	04/28/2008	8,568.75	.000	02/15/2032	25,000.00	4.550	4735
9128334T4	191132	2000	US TREASURY STRIP	04/13/2009	2,150.00	.000	02/15/2032	5,000.00	3.729	4735
9128334T4	213299	2000	US TREASURY STRIP	03/25/2013	27,908.00	.000	02/15/2032	50,000.00	3.110	4735
9128334T4	213369	2000	US TREASURY STRIP	03/28/2013	56,007.00	.000	02/15/2032	100,000.00	3.093	4735
9128334T4	213446	2000	US TREASURY STRIP	04/04/2013	28,429.00	.000	02/15/2032	50,000.00	3.015	4735
9128334T4	213513	2000	US TREASURY STRIP	04/12/2013	58,798.00	.000	02/15/2032	100,000.00	2.838	4735
9128334T4	214265	2000	US TREASURY STRIP	05/02/2013	59,636.00	.000	02/15/2032	100,000.00	2.770	4735
9128334T4	216919	2000	US TREASURY STRIP	03/21/2014	131,737.50	.000	02/15/2032	250,000.00	3.610	4735
9128334T4	220887	2000	US TREASURY STRIP	02/13/2015	26,260.40	.000	02/15/2032	40,000.00	2.490	4735
9128334T4	222335	2000	US TREASURY STRIP	04/30/2015	26,179.20	.000	02/15/2032	40,000.00	2.540	4735
9128334T4	225729	2000	USTREASURYSTRIP	03/17/2016	27,251.20	.000	02/15/2032	40,000.00	2.426	4735
9128334T4	225741	2000	USTREASURYSTRIP	03/17/2016	12,445.22	.000	02/15/2032	18,250.00	2.420	4735
9128334T4	229668	2000	S 0 02-15-32	02/24/2017	33,937.28	.000	02/15/2032	52,000.00	2.870	4735
9128334T4	230026	2000	S 0 02-15-32	03/24/2017	261,056.00	.000	02/15/2032	400,000.00	2.885	4735
9128334T4	230121	2000	S 0 02-15-32	03/30/2017	165,257.50	.000	02/15/2032	250,000.00	2.801	4735
9128334T4	230224	2000	S 0 02-15-32	04/06/2017	33,318.50	.000	02/15/2032	50,000.00	2.750	4735



Run Date: 3/5/2019 11:25:36 AM

Investments Outstanding As Of Date: 2/28/2019

INVENTORY BY MATURITY REPORT

CUSIP	Investment #	Fund	Issuer	Purchase Date	Current Book	Current Rate	Maturity Date	Current Par	YTM	Days to Maturity
9128334T4	230338	2000	S 0 02-15-32	04/17/2017	26,912.00	.000	02/15/2032	40,000.00	2.690	4735
9128334T4	230978	2000	S 0 02-15-32	04/28/2017	168,337.50	.000	02/15/2032	250,000.00	2.690	4735
9128334T4	235205	2000	S 0 02-15-32	02/15/2018	26,218.80	.000	02/15/2032	40,000.00	3.040	4735
9128334T4	235375	2000	S 0 02-15-32	03/01/2018	26,249.60	.000	02/15/2032	40,000.00	3.040	4735
9128334T4	235400	2000	S 0 02-15-32	03/01/2018	26,158.40	.000	02/15/2032	40,000.00	3.065	4735
9128334T4	235460	2000	S 0 02-15-32	03/05/2018	130,446.00	.000	02/15/2032	200,000.00	3.087	4735
9128334T4	235533	2000	S 0 02-15-32	03/08/2018	26,230.00	.000	02/15/2032	40,000.00	3.050	4735
9128334T4	236290	2000	S 0 02-15-32	04/26/2018	26,087.20	.000	02/15/2032	40,000.00	3.120	4735
9128337R5	186346	2010	US TREASURY STRIP	05/22/2008	2,429,874.30	.000	05/15/2032	7,538,000.00	4.777	4825
9128337R5	186676	2000	US TREASURY STRIP	06/09/2008	8,090.75	.000	05/15/2032	25,000.00	4.770	4825
9128337R5	187239	2000	US TREASURY STRIP	07/11/2008	3,399.00	.000	05/15/2032	10,000.00	4.577	4825
9128337R5	197115	2000	US TREASURY STRIP	05/11/2010	114,450.73	.000	05/15/2032	306,000.00	4.518	4825
9128337R5	197208	2000	US TREASURY STRIP	05/14/2010	9,127.75	.000	05/15/2032	25,000.00	4.632	4825
9128337R5	198715	2000	US TREASURY STRIP	07/13/2010	40,200.00	.000	05/15/2032	100,000.00	4.217	4825
9128337R5	214717	2000	US TREASURY STRIP	06/17/2013	26,775.50	.000	05/15/2032	50,000.00	3.330	4825
9128337R5	218194	2000	US TREASURY STRIP	06/26/2014	27,300.50	.000	05/15/2032	50,000.00	3.412	4825
9128337R5	218220	2000	US TREASURY STRIP	06/27/2014	27,311.50	.000	05/15/2032	50,000.00	3.410	4825
9128337R5	218590	2000	US TREASURY STRIP	07/31/2014	28,349.00	.000	05/15/2032	50,000.00	3.215	4825
9128337R5	222636	2000	US TREASURY STRIP	05/21/2015	152,347.50	.000	05/15/2032	250,000.00	2.938	4825
9128337R5	226891	2000	US TREASURY STRI ZERO-% 5	05/26/2016	82,810.80	.000	05/15/2032	120,000.00	2.336	4825
9128337R5	227325	2000	US TREASURY STRI ZERO-% 5	07/15/2016	37,149.50	.000	05/15/2032	50,000.00	1.885	4825
9128337R5	227508	2000	US TREASURY STRI ZERO-% 5	07/29/2016	29,302.00	.000	05/15/2032	40,000.00	1.980	4825
9128337R5	227680	2000	US TREASURY STRI ZERO-% 5	08/12/2016	73,195.00	.000	05/15/2032	100,000.00	1.990	4825
9128337R5	231314	2000	S 0 05-15-32	05/11/2017	26,405.20	.000	05/15/2032	40,000.00	2.786	4825
9128337R5	231586	2000	S 0 05-15-32	06/02/2017	27,044.80	.000	05/15/2032	40,000.00	2.635	4825
9128337R5	237026	2000	S 0 05-15-32	06/14/2018	26,104.00	.000	05/15/2032	40,000.00	3.090	4825
9128337R5	237311	2000	S 0 05-15-32	07/06/2018	26,539.60	.000	05/15/2032	40,000.00	2.982	4825
9128337R5	237402	2000	S 0 05-15-32	07/12/2018	26,538.80	.000	05/15/2032	40,000.00	2.986	4825
9128334U1	188174	2010	US TREASURY STRIP	09/22/2008	211,392.00	.000	08/15/2032	576,000.00	4.239	4917
9128334U1	215306	2000	US TREASURY STRIP	08/16/2013	24,502.00	.000	08/15/2032	50,000.00	3.790	4917
9128334U1	215630	2000	US TREASURY STRIP	09/26/2013	24,740.00	.000	08/15/2032	50,000.00	3.760	4917
9128334U1	215893	2000	US TREASURY STRIP	11/01/2013	50,917.00	.000	08/15/2032	100,000.00	3.625	4917
9128334U1	218848	2000	US TREASURY STRIP	08/28/2014	230,376.00	.000	08/15/2032	400,000.00	3.095	4917



Run Date: 3/5/2019 11:25:36 AM

Investments Outstanding As Of Date: 2/28/2019

INVENTORY BY MATURITY REPORT

CUSIP	Investment #	Fund	Issuer	Purchase Date	Current Book	Current Rate	Maturity Date	Current Par	YTM	Days to Maturity
9128334U1	219040	2000	US TREASURY STRIP	09/18/2014	55,900.00	.000	08/15/2032	100,000.00	3.274	4917
9128334U1	219285	2000	US TREASURY STRIP	10/17/2014	23,940.00	.000	08/15/2032	40,000.00	2.900	4917
9128334U1	224326	2000	USTREASURYSTRIP	10/08/2015	63,901.00	.000	08/15/2032	100,000.00	2.675	4917
9128334U1	224494	2000	USTREASURYSTRIP	10/22/2015	63,913.00	.000	08/15/2032	100,000.00	2.680	4917
9128334U1	224556	2000	USTREASURYSTRIP	10/29/2015	25,555.20	.000	08/15/2032	40,000.00	2.685	4917
9128334U1	228095	2000	US TREASURY STRI ZERO-% 8	09/23/2016	35,536.00	.000	08/15/2032	50,000.00	2.160	4917
9128334U1	228276	2000	US TREASURY STRI ZERO-% 8	10/14/2016	175,682.50	.000	08/15/2032	250,000.00	2.240	4917
9128334U1	234139	2000	S 0 08-15-32	10/26/2017	26,931.60	.000	08/15/2032	40,000.00	2.690	4917
9128334U1	234163	2000	S 0 08-15-32	10/26/2017	33,664.50	.000	08/15/2032	50,000.00	2.690	4917
9128334U1	234198	2000	S 0 08-15-32	10/27/2017	16,784.25	.000	08/15/2032	25,000.00	2.710	4917
9128334U1	237886	2000	S 0 08-15-32	08/23/2018	79,471.20	.000	08/15/2032	120,000.00	2.970	4917
9128334U1	237904	2000	S 0 08-15-32	08/23/2018	26,526.80	.000	08/15/2032	40,000.00	2.960	4917
9128334U1	237941	2000	S 0 08-15-32	08/23/2018	165,577.50	.000	08/15/2032	250,000.00	2.969	4917
9128334U1	238218	2000	S 0 08-15-32	09/13/2018	26,227.20	.000	08/15/2032	40,000.00	3.055	4917
9128334U1	238681	2000	S 0 08-15-32	10/25/2018	253,700.00	.000	08/15/2032	400,000.00	3.325	4917
9128337S3	189274	2000	US TREASURY STRIP	11/21/2008	1,802.35	.000	11/15/2032	5,000.00	4.300	5009
9128337S3	212660	2000	US TREASURY STRIP	01/17/2013	27,918.00	.000	11/15/2032	50,000.00	2.961	5009
9128337S3	216080	2000	US TREASURY STRIP	11/21/2013	24,560.50	.000	11/15/2032	50,000.00	3.780	5009
9128337S3	216425	2000	US TREASURY STRIP	01/09/2014	47,935.00	.000	11/15/2032	100,000.00	3.940	5009
9128337S3	219702	2000	US TREASURY STRIP	11/20/2014	146,565.00	.000	11/15/2032	250,000.00	2.991	5009
9128337S3	220255	2000	US TREASURY STRIP	01/09/2015	32,604.50	.000	11/15/2032	50,000.00	2.410	5009
9128337S3	220357	2000	US TREASURY STRIP	01/20/2015	64,979.00	.000	11/15/2032	100,000.00	2.434	5009
9128337S3	220445	2000	US TREASURY STRIP	01/26/2015	66,441.00	.000	11/15/2032	100,000.00	2.310	5009
9128337S3	220464	2000	US TREASURY STRIP	01/26/2015	33,136.00	.000	11/15/2032	50,000.00	2.325	5009
9128337S3	220484	2000	US TREASURY STRIP	01/26/2015	26,474.00	.000	11/15/2032	40,000.00	2.332	5009
9128337S3	220512	2000	US TREASURY STRIP	01/27/2015	166,115.00	.000	11/15/2032	250,000.00	2.310	5009
9128337S3	220616	2000	US TREASURY STRIP	01/29/2015	165,100.00	.000	11/15/2032	250,000.00	2.346	5009
9128337S3	225030	2000	USTREASURYSTRIP	12/24/2015	157,917.50	.000	11/15/2032	250,000.00	2.738	5009
9128337S3	225333	2000	USTREASURYSTRIP	02/04/2016	64,965.00	.000	11/15/2032	100,000.00	2.587	5009
9128337S3	228581	2000	US TREASURY STRI ZERO-% 1	11/14/2016	13,071.24	.000	11/15/2032	19,000.00	2.351	5009
9128337S3	229101	2000	S 0 11-15-32	01/12/2017	12,835.00	.000	11/15/2032	20,000.00	2.820	5009
9128337S3	229133	2000	S 0 11-15-32	01/12/2017	12,835.00	.000	11/15/2032	20,000.00	2.820	5009
9128337S3	229280	2000	S 0 11-15-32	01/26/2017	159,365.00	.000	11/15/2032	250,000.00	2.870	5009



Run Date: 3/5/2019 11:25:36 AM

Investments Outstanding As Of Date: 2/28/2019

INVENTORY BY MATURITY REPORT

CUSIP	Investment #	Fund	Issuer	Purchase Date	Current Book	Current Rate	Maturity Date	Current Par	YTM	Days to Maturity
9128337S3	229415	2000	S 0 11-15-32	02/02/2017	25,314.80	.000	11/15/2032	40,000.00	2.920	5009
9128337S3	234367	2000	S 0 11-15-32	11/16/2017	66,884.00	.000	11/15/2032	100,000.00	2.700	5009
9128337S3	234939	2000	S 0 11-15-32	01/25/2018	26,348.40	.000	11/15/2032	40,000.00	2.840	5009
9128337S3	235066	2000	S 0 11-15-32	02/02/2018	26,173.20	.000	11/15/2032	40,000.00	2.890	5009
9128334V9	185240	2000	US TREASURY STRIP	03/27/2008	3,395.00	.000	02/15/2033	10,000.00	4.388	5101
9128334V9	185631	2000	US TREASURY STRIP	04/16/2008	3,425.00	.000	02/15/2033	10,000.00	4.362	5101
9128334V9	185895	2000	US TREASURY STRIP	04/28/2008	8,192.00	.000	02/15/2033	25,000.00	4.550	5101
9128334V9	191133	2000	US TREASURY STRIP	04/13/2009	2,100.00	.000	02/15/2033	5,000.00	3.672	5101
9128334V9	213370	2000	US TREASURY STRIP	03/28/2013	53,837.00	.000	02/15/2033	100,000.00	3.138	5101
9128334V9	216920	2000	US TREASURY STRIP	03/21/2014	126,167.50	.000	02/15/2033	250,000.00	3.650	5101
9128334V9	220888	2000	US TREASURY STRIP	02/13/2015	25,527.60	.000	02/15/2033	40,000.00	2.510	5101
9128334V9	222337	2000	US TREASURY STRIP	04/30/2015	25,347.60	.000	02/15/2033	40,000.00	2.580	5101
9128334V9	225731	2000	USTREASURYSTRIIP	03/17/2016	26,375.60	.000	02/15/2033	40,000.00	2.477	5101
9128334V9	225743	2000	USTREASURYSTRIIP	03/17/2016	12,048.28	.000	02/15/2033	18,250.00	2.470	5101
9128334V9	229669	2000	S 0 02-15-33	02/24/2017	32,802.64	.000	02/15/2033	52,000.00	2.905	5101
9128334V9	230027	2000	S 0 02-15-33	03/24/2017	252,100.00	.000	02/15/2033	400,000.00	2.925	5101
9128334V9	230122	2000	S 0 02-15-33	03/30/2017	159,667.50	.000	02/15/2033	250,000.00	2.843	5101
9128334V9	230225	2000	S 0 02-15-33	04/06/2017	32,168.00	.000	02/15/2033	50,000.00	2.800	5101
9128334V9	230339	2000	S 0 02-15-33	04/17/2017	26,039.20	.000	02/15/2033	40,000.00	2.730	5101
9128334V9	230979	2000	S 0 02-15-33	04/28/2017	162,880.00	.000	02/15/2033	250,000.00	2.730	5101
9128334V9	235206	2000	S 0 02-15-33	02/15/2018	25,364.80	.000	02/15/2033	40,000.00	3.060	5101
9128334V9	235376	2000	S 0 02-15-33	03/01/2018	25,394.40	.000	02/15/2033	40,000.00	3.060	5101
9128334V9	235401	2000	S 0 02-15-33	03/01/2018	25,304.00	.000	02/15/2033	40,000.00	3.084	5101
9128334V9	235461	2000	S 0 02-15-33	03/05/2018	126,176.00	.000	02/15/2033	200,000.00	3.105	5101
9128334V9	235534	2000	S 0 02-15-33	03/08/2018	25,373.20	.000	02/15/2033	40,000.00	3.070	5101
9128334V9	236291	2000	S 0 02-15-33	04/26/2018	25,254.80	.000	02/15/2033	40,000.00	3.130	5101
9128337T1	186347	2010	US TREASURY STRIP	05/22/2008	2,332,634.10	.000	05/15/2033	7,538,000.00	4.751	5190
9128337T1	186677	2000	US TREASURY STRIP	06/09/2008	7,699.50	.000	05/15/2033	25,000.00	4.780	5190
9128337T1	187240	2000	US TREASURY STRIP	07/11/2008	3,258.10	.000	05/15/2033	10,000.00	4.565	5190
9128337T1	197116	2000	US TREASURY STRIP	05/11/2010	109,083.49	.000	05/15/2033	306,000.00	4.533	5190
9128337T1	197209	2000	US TREASURY STRIP	05/14/2010	8,693.75	.000	05/15/2033	25,000.00	4.645	5190
9128337T1	198716	2000	US TREASURY STRIP	07/13/2010	38,350.00	.000	05/15/2033	100,000.00	4.241	5190
9128337T1	218195	2000	US TREASURY STRIP	06/26/2014	26,236.00	.000	05/15/2033	50,000.00	3.444	5190



Run Date: 3/5/2019 11:25:36 AM

Investments Outstanding As Of Date: 2/28/2019

INVENTORY BY MATURITY REPORT

CUSIP	Investment #	Fund	Issuer	Purchase Date	Current Book	Current Rate	Maturity Date	Current Par	YTM	Days to Maturity
9128337T1	218221	2000	US TREASURY STRIP	06/27/2014	26,142.00	.000	05/15/2033	50,000.00	3.464	5190
9128337T1	218591	2000	US TREASURY STRIP	07/31/2014	27,307.50	.000	05/15/2033	50,000.00	3.245	5190
9128337T1	222635	2000	US TREASURY STRIP	05/21/2015	146,737.50	.000	05/15/2033	250,000.00	2.985	5190
9128337T1	226892	2000	US TREASURY STRI ZERO-% 5	05/26/2016	80,301.60	.000	05/15/2033	120,000.00	2.381	5190
9128337T1	227326	2000	US TREASURY STRI ZERO-% 5	07/15/2016	36,186.50	.000	05/15/2033	50,000.00	1.930	5190
9128337T1	227509	2000	US TREASURY STRI ZERO-% 5	07/29/2016	28,468.80	.000	05/15/2033	40,000.00	2.035	5190
9128337T1	227681	2000	US TREASURY STRI ZERO-% 5	08/12/2016	71,286.00	.000	05/15/2033	100,000.00	2.030	5190
9128337T1	231315	2000	S 0 05-15-33	05/11/2017	25,498.80	.000	05/15/2033	40,000.00	2.832	5190
9128337T1	231588	2000	S 0 05-15-33	06/02/2017	26,160.00	.000	05/15/2033	40,000.00	2.680	5190
9128337T1	237025	2000	S 0 05-15-33	06/14/2018	25,315.60	.000	05/15/2033	40,000.00	3.090	5190
9128337T1	237312	2000	S 0 05-15-33	07/06/2018	25,758.80	.000	05/15/2033	40,000.00	2.984	5190
9128337T1	237401	2000	S 0 05-15-33	07/12/2018	25,758.00	.000	05/15/2033	40,000.00	2.987	5190
9128334W7	188175	2010	US TREASURY STRIP	09/22/2008	202,705.92	.000	08/15/2033	576,000.00	4.239	5282
9128334W7	218849	2000	US TREASURY STRIP	08/28/2014	222,368.00	.000	08/15/2033	400,000.00	3.120	5282
9128334W7	219041	2000	US TREASURY STRIP	09/18/2014	53,750.00	.000	08/15/2033	100,000.00	3.311	5282
9128334W7	219274	2000	US TREASURY STRIP	10/17/2014	23,088.80	.000	08/15/2033	40,000.00	2.940	5282
9128334W7	224327	2000	USTREASURYSTRI	10/08/2015	61,680.00	.000	08/15/2033	100,000.00	2.725	5282
9128334W7	224495	2000	USTREASURYSTRI	10/22/2015	61,689.00	.000	08/15/2033	100,000.00	2.730	5282
9128334W7	224557	2000	USTREASURYSTRI	10/29/2015	24,678.00	.000	08/15/2033	40,000.00	2.732	5282
9128334W7	228096	2000	US TREASURY STRI ZERO-% 8	09/23/2016	34,520.50	.000	08/15/2033	50,000.00	2.205	5282
9128334W7	228277	2000	US TREASURY STRI ZERO-% 8	10/14/2016	170,105.00	.000	08/15/2033	250,000.00	2.300	5282
9128334W7	234140	2000	S 0 08-15-33	10/26/2017	26,058.40	.000	08/15/2033	40,000.00	2.730	5282
9128334W7	234164	2000	S 0 08-15-33	10/26/2017	32,624.00	.000	08/15/2033	50,000.00	2.720	5282
9128334W7	234199	2000	S 0 08-15-33	10/27/2017	16,237.00	.000	08/15/2033	25,000.00	2.750	5282
9128334W7	237885	2000	S 0 08-15-33	08/23/2018	77,162.40	.000	08/15/2033	120,000.00	2.970	5282
9128334W7	237905	2000	S 0 08-15-33	08/23/2018	25,720.80	.000	08/15/2033	40,000.00	2.970	5282
9128334W7	237942	2000	S 0 08-15-33	08/23/2018	160,577.50	.000	08/15/2033	250,000.00	2.977	5282
9128334W7	238219	2000	S 0 08-15-33	09/13/2018	25,410.40	.000	08/15/2033	40,000.00	3.064	5282
9128334W7	238680	2000	S 0 08-15-33	10/25/2018	245,112.00	.000	08/15/2033	400,000.00	3.335	5282
9128337U8	189275	2000	US TREASURY STRIP	11/21/2008	1,727.25	.000	11/15/2033	5,000.00	4.300	5374
9128337U8	216426	2000	US TREASURY STRIP	01/09/2014	45,822.00	.000	11/15/2033	100,000.00	3.971	5374
9128337U8	219703	2000	US TREASURY STRIP	11/20/2014	141,650.00	.000	11/15/2033	250,000.00	3.015	5374
9128337U8	220256	2000	US TREASURY STRIP	01/09/2015	31,833.00	.000	11/15/2033	50,000.00	2.410	5374



Run Date: 3/5/2019 11:25:36 AM

Investments Outstanding As Of Date: 2/28/2019

INVENTORY BY MATURITY REPORT

CUSIP	Investment #	Fund	Issuer	Purchase Date	Current Book	Current Rate	Maturity Date	Current Par	YTM	Days to Maturity
9128337U8	220358	2000	US TREASURY STRIP	01/20/2015	63,356.00	.000	11/15/2033	100,000.00	2.440	5374
9128337U8	220446	2000	US TREASURY STRIP	01/26/2015	64,873.00	.000	11/15/2033	100,000.00	2.315	5374
9128337U8	220465	2000	US TREASURY STRIP	01/26/2015	32,367.00	.000	11/15/2033	50,000.00	2.327	5374
9128337U8	220485	2000	US TREASURY STRIP	01/26/2015	25,843.20	.000	11/15/2033	40,000.00	2.337	5374
9128337U8	220513	2000	US TREASURY STRIP	01/27/2015	162,342.50	.000	11/15/2033	250,000.00	2.310	5374
9128337U8	220617	2000	US TREASURY STRIP	01/29/2015	161,355.00	.000	11/15/2033	250,000.00	2.344	5374
9128337U8	225031	2000	USTREASURYSTRIP	12/24/2015	152,427.50	.000	11/15/2033	250,000.00	2.784	5374
9128337U8	225334	2000	USTREASURYSTRIP	02/04/2016	62,696.00	.000	11/15/2033	100,000.00	2.644	5374
9128337U8	228582	2000	US TREASURY STRI ZERO-% 1	11/14/2016	11,987.82	.000	11/15/2033	18,000.00	2.405	5374
9128337U8	229103	2000	S 0 11-15-33	01/12/2017	12,397.80	.000	11/15/2033	20,000.00	2.860	5374
9128337U8	229134	2000	S 0 11-15-33	01/12/2017	12,397.80	.000	11/15/2033	20,000.00	2.860	5374
9128337U8	229281	2000	S 0 11-15-33	01/26/2017	154,120.00	.000	11/15/2033	250,000.00	2.900	5374
9128337U8	229400	2000	S 0 11-15-33	02/02/2017	24,429.20	.000	11/15/2033	40,000.00	2.960	5374
9128337U8	234368	2000	S 0 11-15-33	11/16/2017	64,806.00	.000	11/15/2033	100,000.00	2.730	5374
9128337U8	234940	2000	S 0 11-15-33	01/25/2018	25,536.00	.000	11/15/2033	40,000.00	2.860	5374
9128337U8	235067	2000	S 0 11-15-33	02/02/2018	25,354.00	.000	11/15/2033	40,000.00	2.910	5374
9128334X5	185241	2000	US TREASURY STRIP	03/27/2008	3,250.00	.000	02/15/2034	10,000.00	6.638	5466
9128334X5	185637	2000	US TREASURY STRIP	04/16/2008	3,300.00	.000	02/15/2034	10,000.00	6.546	5466
9128334X5	185897	2000	US TREASURY STRIP	04/28/2008	7,851.25	.000	02/15/2034	25,000.00	6.844	5466
9128334X5	191134	2000	US TREASURY STRIP	04/13/2009	2,050.00	.000	02/15/2034	5,000.00	5.248	5466
9128334X5	213371	2000	US TREASURY STRIP	03/28/2013	51,738.00	.000	02/15/2034	100,000.00	3.865	5466
9128334X5	220890	2000	US TREASURY STRIP	02/13/2015	24,852.00	.000	02/15/2034	40,000.00	2.784	5466
9128334X5	222338	2000	US TREASURY STRIP	04/30/2015	24,569.20	.000	02/15/2034	40,000.00	2.852	5466
9128334X5	225733	2000	USTREASURYSTRIP	03/17/2016	25,461.20	.000	02/15/2034	40,000.00	2.642	5466
9128334X5	225745	2000	USTREASURYSTRIP	03/17/2016	11,632.00	.000	02/15/2034	18,250.00	2.634	5466
9128334X5	229670	2000	S 0 02-15-34	02/24/2017	31,631.08	.000	02/15/2034	52,000.00	2.950	5466
9128334X5	230028	2000	S 0 02-15-34	03/24/2017	243,056.00	.000	02/15/2034	400,000.00	2.970	5466
9128334X5	230123	2000	S 0 02-15-34	03/30/2017	154,300.00	.000	02/15/2034	250,000.00	2.879	5466
9128334X5	230226	2000	S 0 02-15-34	04/06/2017	31,027.00	.000	02/15/2034	50,000.00	2.850	5466
9128334X5	230340	2000	S 0 02-15-34	04/17/2017	25,133.20	.000	02/15/2034	40,000.00	2.780	5466
9128334X5	230980	2000	S 0 02-15-34	04/28/2017	157,215.00	.000	02/15/2034	250,000.00	2.780	5466
9128334X5	235207	2000	S 0 02-15-34	02/15/2018	24,567.20	.000	02/15/2034	40,000.00	3.070	5466
9128334X5	235377	2000	S 0 02-15-34	03/01/2018	24,557.60	.000	02/15/2034	40,000.00	3.080	5466



Run Date: 3/5/2019 11:25:36 AM

Investments Outstanding As Of Date: 2/28/2019

INVENTORY BY MATURITY REPORT

CUSIP	Investment #	Fund	Issuer	Purchase Date	Current Book	Current Rate	Maturity Date	Current Par	YTM	Days to Maturity
9128334X5	235402	2000	S 0 02-15-34	03/01/2018	24,468.40	.000	02/15/2034	40,000.00	3.103	5466
9128334X5	235462	2000	S 0 02-15-34	03/05/2018	122,174.00	.000	02/15/2034	200,000.00	3.114	5466
9128334X5	235535	2000	S 0 02-15-34	03/08/2018	24,554.80	.000	02/15/2034	40,000.00	3.084	5466
9128334X5	236292	2000	S 0 02-15-34	04/26/2018	24,482.80	.000	02/15/2034	40,000.00	3.130	5466
9128337V6	186678	2000	US TREASURY STRIP	06/09/2008	7,362.75	.000	05/15/2034	25,000.00	4.770	5555
9128337V6	187241	2000	US TREASURY STRIP	07/11/2008	3,117.50	.000	05/15/2034	10,000.00	4.561	5555
9128337V6	197117	2000	US TREASURY STRIP	05/11/2010	104,429.23	.000	05/15/2034	306,000.00	4.528	5555
9128337V6	197210	2000	US TREASURY STRIP	05/14/2010	8,303.75	.000	05/15/2034	25,000.00	4.645	5555
9128337V6	198717	2000	US TREASURY STRIP	07/13/2010	36,650.00	.000	05/15/2034	100,000.00	4.255	5555
9128337V6	222633	2000	US TREASURY STRIP	05/21/2015	141,057.50	.000	05/15/2034	250,000.00	3.037	5555
9128337V6	226893	2000	US TREASURY STRI ZERO-% 5	05/26/2016	77,565.60	.000	05/15/2034	120,000.00	2.443	5555
9128337V6	227327	2000	US TREASURY STRI ZERO-% 5	07/15/2016	35,154.50	.000	05/15/2034	50,000.00	1.985	5555
9128337V6	227510	2000	US TREASURY NOTE ZERO-%	07/29/2016	27,629.20	.000	05/15/2034	40,000.00	2.090	5555
9128337V6	227682	2000	US TREASURY STRI ZERO-% 5	08/12/2016	69,127.00	.000	05/15/2034	100,000.00	2.090	5555
9128337V6	231292	2000	S 0 05-15-34	05/11/2017	24,601.20	.000	05/15/2034	40,000.00	2.878	5555
9128337V6	231590	2000	S 0 05-15-34	06/02/2017	25,260.40	.000	05/15/2034	40,000.00	2.730	5555
9128337V6	237024	2000	S 0 05-15-34	06/14/2018	24,512.80	.000	05/15/2034	40,000.00	3.100	5555
9128337V6	237313	2000	S 0 05-15-34	07/06/2018	24,991.20	.000	05/15/2034	40,000.00	2.988	5555
9128337V6	237400	2000	S 0 05-15-34	07/12/2018	25,022.40	.000	05/15/2034	40,000.00	2.983	5555
9128334Y3	218850	2000	US TREASURY STRIP	08/28/2014	214,320.00	.000	08/15/2034	400,000.00	3.150	5647
9128334Y3	219276	2000	US TREASURY STRIP	10/17/2014	22,337.20	.000	08/15/2034	40,000.00	2.960	5647
9128334Y3	224328	2000	USTREASURYSTRIP	10/08/2015	59,532.00	.000	08/15/2034	100,000.00	2.770	5647
9128334Y3	224466	2000	USTREASURYSTRIP	10/22/2015	59,484.00	.000	08/15/2034	100,000.00	2.780	5647
9128334Y3	224558	2000	USTREASURYSTRIP	10/29/2015	23,804.40	.000	08/15/2034	40,000.00	2.780	5647
9128334Y3	228097	2000	US TREASURY STRI ZERO-% 8	09/23/2016	33,415.00	.000	08/15/2034	50,000.00	2.265	5647
9128334Y3	228278	2000	US TREASURY STRI ZERO-% 8	10/14/2016	164,655.00	.000	08/15/2034	250,000.00	2.355	5647
9128334Y3	234141	2000	S 0 08-15-34	10/26/2017	25,235.60	.000	08/15/2034	40,000.00	2.760	5647
9128334Y3	234165	2000	S 0 08-15-34	10/26/2017	31,596.50	.000	08/15/2034	50,000.00	2.750	5647
9128334Y3	234200	2000	S 0 08-15-34	10/27/2017	15,721.25	.000	08/15/2034	25,000.00	2.780	5647
9128334Y3	237884	2000	S 0 08-15-34	08/23/2018	74,920.80	.000	08/15/2034	120,000.00	2.970	5647
9128334Y3	237906	2000	S 0 08-15-34	08/23/2018	24,973.60	.000	08/15/2034	40,000.00	2.970	5647
9128334Y3	237943	2000	S 0 08-15-34	08/23/2018	155,855.00	.000	08/15/2034	250,000.00	2.979	5647
9128334Y3	238220	2000	S 0 08-15-34	09/13/2018	24,618.40	.000	08/15/2034	40,000.00	3.072	5647





Run Date: 3/5/2019 11:25:36 AM

Investments Outstanding As Of Date: 2/28/2019

INVENTORY BY MATURITY REPORT

CUSIP	Investment #	Fund	Issuer	Purchase Date	Current Book	Current Rate	Maturity Date	Current Par	YTM	Days to Maturity
9128334Y3	238679	2000	S 0 08-15-34	10/25/2018	236,588.00	.000	08/15/2034	400,000.00	3.350	5647
9128337W4	189276	2000	US TREASURY STRIP	11/21/2008	1,676.50	.000	11/15/2034	5,000.00	4.250	5739
9128337W4	220257	2000	US TREASURY STRIP	01/09/2015	31,018.50	.000	11/15/2034	50,000.00	2.420	5739
9128337W4	220359	2000	US TREASURY STRIP	01/20/2015	61,815.00	.000	11/15/2034	100,000.00	2.442	5739
9128337W4	220447	2000	US TREASURY STRIP	01/26/2015	63,458.00	.000	11/15/2034	100,000.00	2.310	5739
9128337W4	220466	2000	US TREASURY STRIP	01/26/2015	31,645.50	.000	11/15/2034	50,000.00	2.324	5739
9128337W4	220486	2000	US TREASURY STRIP	01/26/2015	25,269.20	.000	11/15/2034	40,000.00	2.333	5739
9128337W4	220514	2000	US TREASURY STRIP	01/27/2015	158,657.50	.000	11/15/2034	250,000.00	2.310	5739
9128337W4	220619	2000	US TREASURY STRIP	01/29/2015	157,825.00	.000	11/15/2034	250,000.00	2.337	5739
9128337W4	225032	2000	USTREASURYSTRIP	12/24/2015	146,947.50	.000	11/15/2034	250,000.00	2.832	5739
9128337W4	225335	2000	USTREASURYSTRIP	02/04/2016	60,693.00	.000	11/15/2034	100,000.00	2.677	5739
9128337W4	228583	2000	US TREASURY STRI ZERO-% 1	11/14/2016	11,594.88	.000	11/15/2034	18,000.00	2.458	5739
9128337W4	229106	2000	S 0 11-15-34	01/12/2017	11,966.20	.000	11/15/2034	20,000.00	2.900	5739
9128337W4	229135	2000	S 0 11-15-34	01/12/2017	11,966.20	.000	11/15/2034	20,000.00	2.900	5739
9128337W4	229282	2000	S 0 11-15-34	01/26/2017	148,697.50	.000	11/15/2034	250,000.00	2.940	5739
9128337W4	229401	2000	S 0 11-15-34	02/02/2017	23,556.00	.000	11/15/2034	40,000.00	3.000	5739
9128337W4	234369	2000	S 0 11-15-34	11/16/2017	62,756.00	.000	11/15/2034	100,000.00	2.760	5739
9128337W4	234941	2000	S 0 11-15-34	01/25/2018	24,780.00	.000	11/15/2034	40,000.00	2.870	5739
9128337W4	235069	2000	S 0 11-15-34	02/02/2018	24,591.20	.000	11/15/2034	40,000.00	2.920	5739
9128334Z0	185242	2000	US TREASURY STRIP	03/27/2008	3,120.00	.000	02/15/2035	10,000.00	4.379	5831
9128334Z0	185632	2000	US TREASURY STRIP	04/16/2008	3,150.00	.000	02/15/2035	10,000.00	4.352	5831
9128334Z0	185898	2000	US TREASURY STRIP	04/28/2008	7,546.00	.000	02/15/2035	25,000.00	4.520	5831
9128334Z0	191135	2000	US TREASURY STRIP	04/13/2009	2,000.00	.000	02/15/2035	5,000.00	3.577	5831
9128334Z0	213372	2000	US TREASURY STRIP	03/28/2013	49,712.00	.000	02/15/2035	100,000.00	3.219	5831
9128334Z0	220880	2000	US TREASURY STRIP	02/13/2015	24,189.60	.000	02/15/2035	40,000.00	2.530	5831
9128334Z0	222339	2000	US TREASURY STRIP	04/30/2015	23,800.40	.000	02/15/2035	40,000.00	2.640	5831
9128334Z0	225736	2000	USTREASURYSTRIP	03/17/2016	24,701.20	.000	02/15/2035	40,000.00	2.565	5831
9128334Z0	225746	2000	USTREASURYSTRIP	03/17/2016	11,279.79	.000	02/15/2035	18,250.00	2.560	5831
9128334Z0	229671	2000	S 0 02-15-35	02/24/2017	30,528.16	.000	02/15/2035	52,000.00	2.985	5831
9128334Z0	230029	2000	S 0 02-15-35	03/24/2017	234,748.00	.000	02/15/2035	400,000.00	3.000	5831
9128334Z0	230124	2000	S 0 02-15-35	03/30/2017	148,977.50	.000	02/15/2035	250,000.00	2.916	5831
9128334Z0	230227	2000	S 0 02-15-35	04/06/2017	29,949.50	.000	02/15/2035	50,000.00	2.890	5831
9128334Z0	230341	2000	S 0 02-15-35	04/17/2017	24,277.20	.000	02/15/2035	40,000.00	2.820	5831



Run Date: 3/5/2019 11:25:36 AM

Investments Outstanding As Of Date: 2/28/2019

INVENTORY BY MATURITY REPORT

CUSIP	Investment #	Fund	Issuer	Purchase Date	Current Book	Current Rate	Maturity Date	Current Par	YTM	Days to Maturity
9128334Z0	230981	2000	S 0 02-15-35	04/28/2017	151,595.00	.000	02/15/2035	250,000.00	2.830	5831
9128334Z0	235208	2000	S 0 02-15-35	02/15/2018	23,790.00	.000	02/15/2035	40,000.00	3.080	5831
9128334Z0	235378	2000	S 0 02-15-35	03/01/2018	23,778.40	.000	02/15/2035	40,000.00	3.090	5831
9128334Z0	235403	2000	S 0 02-15-35	03/01/2018	23,674.80	.000	02/15/2035	40,000.00	3.116	5831
9128334Z0	235463	2000	S 0 02-15-35	03/05/2018	118,220.00	.000	02/15/2035	200,000.00	3.126	5831
9128334Z0	235536	2000	S 0 02-15-35	03/08/2018	23,759.20	.000	02/15/2035	40,000.00	3.098	5831
9128334Z0	236293	2000	S 0 02-15-35	04/26/2018	23,734.00	.000	02/15/2035	40,000.00	3.130	5831
912833X88	186679	2000	US TREASURY STRIP	06/09/2008	7,060.75	.000	05/15/2035	25,000.00	4.750	5920
912833X88	187242	2000	US TREASURY STRIP	07/11/2008	2,998.90	.000	05/15/2035	10,000.00	4.537	5920
912833X88	197118	2000	US TREASURY STRIP	05/11/2010	99,845.35	.000	05/15/2035	306,000.00	4.528	5920
912833X88	197211	2000	US TREASURY STRIP	05/14/2010	7,921.25	.000	05/15/2035	25,000.00	4.650	5920
912833X88	198718	2000	US TREASURY STRIP	07/13/2010	35,200.00	.000	05/15/2035	100,000.00	4.248	5920
912833X88	226894	2000	US TREASURY STRI ZERO-% 5	05/26/2016	75,168.00	.000	05/15/2035	120,000.00	2.481	5920
912833X88	227328	2000	US TREASURY STRI ZERO-% 5	07/15/2016	34,211.00	.000	05/15/2035	50,000.00	2.025	5920
912833X88	227511	2000	US TREASURY STRI ZERO-% 5	07/29/2016	26,860.00	.000	05/15/2035	40,000.00	2.130	5920
912833X88	227683	2000	US TREASURY STRI ZERO-% 5	08/12/2016	67,204.00	.000	05/15/2035	100,000.00	2.130	5920
912833X88	231293	2000	S 0 05-15-35	05/11/2017	23,751.60	.000	05/15/2035	40,000.00	2.915	5920
912833X88	231592	2000	S 0 05-15-35	06/02/2017	24,411.20	.000	05/15/2035	40,000.00	2.770	5920
912833X88	237022	2000	S 0 05-15-35	06/14/2018	23,770.00	.000	05/15/2035	40,000.00	3.100	5920
912833X88	237325	2000	S 0 05-15-35	07/06/2018	24,273.60	.000	05/15/2035	40,000.00	2.985	5920
912833X88	237399	2000	S 0 05-15-35	07/12/2018	24,313.60	.000	05/15/2035	40,000.00	2.978	5920
9128335A4	218851	2000	US TREASURY STRIP	08/28/2014	207,300.00	.000	08/15/2035	400,000.00	3.160	6012
9128335A4	219278	2000	US TREASURY STRIP	10/17/2014	21,646.00	.000	08/15/2035	40,000.00	2.970	6012
9128335A4	224467	2000	USTREASURYSTRI	10/22/2015	57,751.00	.000	08/15/2035	100,000.00	2.790	6012
9128335A4	224559	2000	USTREASURYSTRI	10/29/2015	23,111.20	.000	08/15/2035	40,000.00	2.790	6012
9128335A4	228098	2000	US TREASURY STRI ZERO-% 8	09/23/2016	32,397.00	.000	08/15/2035	50,000.00	2.310	6012
9128335A4	228279	2000	US TREASURY STRI ZERO-% 8	10/14/2016	159,355.00	.000	08/15/2035	250,000.00	2.405	6012
9128335A4	234142	2000	S 0 08-15-35	10/26/2017	24,467.20	.000	08/15/2035	40,000.00	2.780	6012
9128335A4	234166	2000	S 0 08-15-35	10/26/2017	30,584.00	.000	08/15/2035	50,000.00	2.780	6012
9128335A4	234201	2000	S 0 08-15-35	10/27/2017	15,239.50	.000	08/15/2035	25,000.00	2.800	6012
9128335A4	237883	2000	S 0 08-15-35	08/23/2018	72,744.00	.000	08/15/2035	120,000.00	2.970	6012
9128335A4	237907	2000	S 0 08-15-35	08/23/2018	24,248.00	.000	08/15/2035	40,000.00	2.970	6012
9128335A4	237944	2000	S 0 08-15-35	08/23/2018	151,390.00	.000	08/15/2035	250,000.00	2.976	6012



Run Date: 3/5/2019 11:25:36 AM

Investments Outstanding As Of Date: 2/28/2019

INVENTORY BY MATURITY REPORT

CUSIP	Investment #	Fund	Issuer	Purchase Date	Current Book	Current Rate	Maturity Date	Current Par	YTM	Days to Maturity
9128335A4	238221	2000	S 0 08-15-35	09/13/2018	23,863.20	.000	08/15/2035	40,000.00	3.076	6012
9128335A4	238678	2000	S 0 08-15-35	10/25/2018	228,476.00	.000	08/15/2035	400,000.00	3.360	6012
912833X96	189277	2000	US TREASURY STRIP	11/21/2008	1,633.15	.000	11/15/2035	5,000.00	4.190	6104
912833X96	220487	2000	US TREASURY STRIP	01/26/2015	24,715.20	.000	11/15/2035	40,000.00	2.328	6104
912833X96	228584	2000	US TREASURY STRI ZERO-% 1	11/14/2016	11,190.42	.000	11/15/2035	18,000.00	2.517	6104
912833X96	229109	2000	S 0 11-15-35	01/12/2017	11,605.20	.000	11/15/2035	20,000.00	2.910	6104
912833X96	229136	2000	S 0 11-15-35	01/12/2017	11,605.20	.000	11/15/2035	20,000.00	2.910	6104
912833X96	229283	2000	S 0 11-15-35	01/26/2017	143,887.50	.000	11/15/2035	250,000.00	2.960	6104
912833X96	229402	2000	S 0 11-15-35	02/02/2017	22,738.40	.000	11/15/2035	40,000.00	3.030	6104
912833X96	234370	2000	S 0 11-15-35	11/16/2017	60,843.00	.000	11/15/2035	100,000.00	2.780	6104
912833X96	234942	2000	S 0 11-15-35	01/25/2018	24,041.60	.000	11/15/2035	40,000.00	2.880	6104
912833X96	235070	2000	S 0 11-15-35	02/02/2018	23,846.80	.000	11/15/2035	40,000.00	2.930	6104
9128335B2	185243	2000	US TREASURY STRIP	03/27/2008	3,025.00	.000	02/15/2036	10,000.00	4.334	6196
9128335B2	185633	2000	US TREASURY STRIP	04/16/2008	3,075.00	.000	02/15/2036	10,000.00	4.282	6196
9128335B2	185899	2000	US TREASURY STRIP	04/28/2008	7,235.75	.000	02/15/2036	25,000.00	4.510	6196
9128335B2	191136	2000	US TREASURY STRIP	04/13/2009	1,950.00	.000	02/15/2036	5,000.00	3.539	6196
9128335B2	213373	2000	US TREASURY STRIP	03/28/2013	47,998.00	.000	02/15/2036	100,000.00	3.233	6196
9128335B2	220884	2000	US TREASURY STRIP	02/13/2015	23,588.80	.000	02/15/2036	40,000.00	2.530	6196
9128335B2	222340	2000	US TREASURY STRIP	04/30/2015	23,231.60	.000	02/15/2036	40,000.00	2.630	6196
9128335B2	225738	2000	USTREASURYSTRIP	03/17/2016	24,032.00	.000	02/15/2036	40,000.00	2.575	6196
9128335B2	229672	2000	S 0 02-15-36	02/24/2017	29,553.68	.000	02/15/2036	52,000.00	3.000	6196
9128335B2	230030	2000	S 0 02-15-36	03/24/2017	226,888.00	.000	02/15/2036	400,000.00	3.023	6196
9128335B2	230126	2000	S 0 02-15-36	03/30/2017	144,270.00	.000	02/15/2036	250,000.00	2.933	6196
9128335B2	230229	2000	S 0 02-15-36	04/06/2017	28,994.00	.000	02/15/2036	50,000.00	2.910	6196
9128335B2	230342	2000	S 0 02-15-36	04/17/2017	23,563.20	.000	02/15/2036	40,000.00	2.830	6196
9128335B2	230982	2000	S 0 02-15-36	04/28/2017	146,850.00	.000	02/15/2036	250,000.00	2.850	6196
9128335B2	235209	2000	S 0 02-15-36	02/15/2018	23,033.20	.000	02/15/2036	40,000.00	3.090	6196
9128335B2	235379	2000	S 0 02-15-36	03/01/2018	23,060.40	.000	02/15/2036	40,000.00	3.090	6196
9128335B2	235404	2000	S 0 02-15-36	03/01/2018	22,942.00	.000	02/15/2036	40,000.00	3.119	6196
9128335B2	235464	2000	S 0 02-15-36	03/05/2018	114,528.00	.000	02/15/2036	200,000.00	3.130	6196
9128335B2	235537	2000	S 0 02-15-36	03/08/2018	23,040.00	.000	02/15/2036	40,000.00	3.098	6196
9128335B2	236294	2000	S 0 02-15-36	04/26/2018	23,008.00	.000	02/15/2036	40,000.00	3.130	6196
912833Y20	186680	2000	US TREASURY STRIP	06/09/2008	6,773.75	.000	05/15/2036	25,000.00	4.730	6286



Run Date: 3/5/2019 11:25:36 AM

Investments Outstanding As Of Date: 2/28/2019

INVENTORY BY MATURITY REPORT

CUSIP	Investment #	Fund	Issuer	Purchase Date	Current Book	Current Rate	Maturity Date	Current Par	YTM	Days to Maturity
912833Y20	187243	2000	US TREASURY STRIP	07/11/2008	2,888.50	.000	05/15/2036	10,000.00	4.510	6286
912833Y20	197119	2000	US TREASURY STRIP	05/11/2010	95,114.59	.000	05/15/2036	306,000.00	4.543	6286
912833Y20	197212	2000	US TREASURY STRIP	05/14/2010	7,554.00	.000	05/15/2036	25,000.00	4.656	6286
912833Y20	198719	2000	US TREASURY STRIP	07/13/2010	33,600.00	.000	05/15/2036	100,000.00	4.266	6286
912833Y20	227512	2000	US TREASURY STRI ZERO-% 5	07/29/2016	26,245.60	.000	05/15/2036	40,000.00	2.140	6286
912833Y20	231294	2000	S 0 05-15-36	05/11/2017	22,953.20	.000	05/15/2036	40,000.00	2.943	6286
912833Y20	231593	2000	S 0 05-15-36	06/02/2017	23,638.00	.000	05/15/2036	40,000.00	2.795	6286
912833Y20	237023	2000	S 0 05-15-36	06/14/2018	23,050.00	.000	05/15/2036	40,000.00	3.100	6286
912833Y20	237326	2000	S 0 05-15-36	07/06/2018	23,582.00	.000	05/15/2036	40,000.00	2.981	6286
912833Y20	237398	2000	S 0 05-15-36	07/12/2018	23,627.60	.000	05/15/2036	40,000.00	2.973	6286
9128337E4	218852	2000	US TREASURY STRIP	08/28/2014	200,032.00	.000	08/15/2036	400,000.00	3.180	6378
9128337E4	219280	2000	US TREASURY STRIP	10/17/2014	20,926.80	.000	08/15/2036	40,000.00	2.990	6378
9128337E4	224468	2000	USTREASURYSTRIP	10/22/2015	55,943.00	.000	08/15/2036	100,000.00	2.810	6378
9128337E4	224560	2000	USTREASURYSTRIP	10/29/2015	22,406.00	.000	08/15/2036	40,000.00	2.806	6378
9128337E4	234143	2000	S 0 08-15-36	10/26/2017	23,668.80	.000	08/15/2036	40,000.00	2.810	6378
9128337E4	234167	2000	S 0 08-15-36	10/26/2017	29,586.00	.000	08/15/2036	50,000.00	2.810	6378
9128337E4	234202	2000	S 0 08-15-36	10/27/2017	14,739.25	.000	08/15/2036	25,000.00	2.830	6378
9128337E4	237881	2000	S 0 08-15-36	08/23/2018	70,506.00	.000	08/15/2036	120,000.00	2.980	6378
9128337E4	237908	2000	S 0 08-15-36	08/23/2018	23,543.60	.000	08/15/2036	40,000.00	2.970	6378
9128337E4	237945	2000	S 0 08-15-36	08/23/2018	146,907.50	.000	08/15/2036	250,000.00	2.979	6378
9128337E4	238222	2000	S 0 08-15-36	09/13/2018	23,129.60	.000	08/15/2036	40,000.00	3.080	6378
9128337E4	238677	2000	S 0 08-15-36	10/25/2018	220,604.00	.000	08/15/2036	400,000.00	3.370	6378
912833Y38	189278	2000	US TREASURY STRIP	11/21/2008	1,584.10	.000	11/15/2036	5,000.00	4.150	6470
912833Y38	220488	2000	US TREASURY STRIP	01/26/2015	24,395.20	.000	11/15/2036	40,000.00	2.281	6470
912833Y38	229112	2000	S 0 11-15-36	01/12/2017	11,208.60	.000	11/15/2036	20,000.00	2.940	6470
912833Y38	229137	2000	S 0 11-15-36	01/12/2017	11,208.60	.000	11/15/2036	20,000.00	2.940	6470
912833Y38	229403	2000	S 0 11-15-36	02/02/2017	21,893.60	.000	11/15/2036	40,000.00	3.070	6470
912833Y38	234371	2000	S 0 11-15-36	11/16/2017	58,965.00	.000	11/15/2036	100,000.00	2.800	6470
912833Y38	234943	2000	S 0 11-15-36	01/25/2018	23,320.40	.000	11/15/2036	40,000.00	2.890	6470
912833Y38	235071	2000	S 0 11-15-36	02/02/2018	23,120.40	.000	11/15/2036	40,000.00	2.940	6470
9128337F1	185244	2000	US TREASURY STRIP	03/27/2008	2,900.00	.000	02/15/2037	10,000.00	4.331	6562
9128337F1	185634	2000	US TREASURY STRIP	04/16/2008	2,950.00	.000	02/15/2037	10,000.00	4.279	6562
9128337F1	185900	2000	US TREASURY STRIP	04/28/2008	6,905.00	.000	02/15/2037	25,000.00	4.518	6562



Run Date: 3/5/2019 11:25:36 AM

Investments Outstanding As Of Date: 2/28/2019

INVENTORY BY MATURITY REPORT

CUSIP	Investment #	Fund	Issuer	Purchase Date	Current Book	Current Rate	Maturity Date	Current Par	YTM	Days to Maturity
9128337F1	191138	2000	US TREASURY STRIP	04/13/2009	1,900.00	.000	02/15/2037	5,000.00	3.506	6562
9128337F1	213374	2000	US TREASURY STRIP	03/28/2013	46,189.00	.000	02/15/2037	100,000.00	3.260	6562
9128337F1	220886	2000	US TREASURY STRIP	02/13/2015	22,828.80	.000	02/15/2037	40,000.00	2.565	6562
9128337F1	222342	2000	US TREASURY STRIP	04/30/2015	22,462.80	.000	02/15/2037	40,000.00	2.665	6562
9128337F1	225740	2000	USTREASURYSTRIP	03/17/2016	23,280.40	.000	02/15/2037	40,000.00	2.605	6562
9128337F1	230031	2000	S 0 02-15-37	03/24/2017	218,164.00	.000	02/15/2037	400,000.00	3.070	6562
9128337F1	230343	2000	S 0 02-15-37	04/17/2017	22,687.20	.000	02/15/2037	40,000.00	2.880	6562
9128337F1	235210	2000	S 0 02-15-37	02/15/2018	22,295.60	.000	02/15/2037	40,000.00	3.100	6562
9128337F1	235380	2000	S 0 02-15-37	03/01/2018	22,322.40	.000	02/15/2037	40,000.00	3.100	6562
9128337F1	235405	2000	S 0 02-15-37	03/01/2018	22,193.60	.000	02/15/2037	40,000.00	3.131	6562
9128337F1	235465	2000	S 0 02-15-37	03/05/2018	110,778.00	.000	02/15/2037	200,000.00	3.142	6562
9128337F1	235538	2000	S 0 02-15-37	03/08/2018	22,288.00	.000	02/15/2037	40,000.00	3.111	6562
9128337F1	236295	2000	S 0 02-15-37	04/26/2018	22,263.20	.000	02/15/2037	40,000.00	3.140	6562
912833Y46	186681	2000	US TREASURY STRIP	06/09/2008	6,501.00	.000	05/15/2037	25,000.00	4.710	6651
912833Y46	187244	2000	US TREASURY STRIP	07/11/2008	2,789.90	.000	05/15/2037	10,000.00	4.475	6651
912833Y46	197121	2000	US TREASURY STRIP	05/11/2010	90,637.81	.000	05/15/2037	306,000.00	4.556	6651
912833Y46	197213	2000	US TREASURY STRIP	05/14/2010	7,288.75	.000	05/15/2037	25,000.00	4.617	6651
912833Y46	198720	2000	US TREASURY STRIP	07/13/2010	31,810.00	.000	05/15/2037	100,000.00	4.313	6651
912833Y46	227513	2000	US TREASURY STRI ZERO-% 5	07/29/2016	25,429.60	.000	05/15/2037	40,000.00	2.190	6651
912833Y46	231295	2000	S 0 05-15-37	05/11/2017	22,117.20	.000	05/15/2037	40,000.00	2.983	6651
912833Y46	231595	2000	S 0 05-15-37	06/02/2017	22,810.80	.000	05/15/2037	40,000.00	2.835	6651
912833Y46	237016	2000	S 0 05-15-37	06/14/2018	22,351.60	.000	05/15/2037	40,000.00	3.100	6651
912833Y46	237327	2000	S 0 05-15-37	07/06/2018	22,894.80	.000	05/15/2037	40,000.00	2.981	6651
912833Y46	237397	2000	S 0 05-15-37	07/12/2018	22,945.60	.000	05/15/2037	40,000.00	2.971	6651
912833Z52	218853	2000	US TREASURY STRIP	08/28/2014	192,948.00	.000	08/15/2037	400,000.00	3.200	6743
912833Z52	219281	2000	US TREASURY STRIP	10/17/2014	20,132.80	.000	08/15/2037	40,000.00	3.030	6743
912833Z52	224469	2000	USTREASURYSTRIP	10/22/2015	54,054.00	.000	08/15/2037	100,000.00	2.840	6743
912833Z52	224561	2000	USTREASURYSTRIP	10/29/2015	21,664.40	.000	08/15/2037	40,000.00	2.833	6743
912833Z52	234144	2000	S 0 08-15-37	10/26/2017	22,882.80	.000	08/15/2037	40,000.00	2.840	6743
912833Z52	237880	2000	S 0 08-15-37	08/23/2018	68,450.40	.000	08/15/2037	120,000.00	2.980	6743
912833Z52	237909	2000	S 0 08-15-37	08/23/2018	22,859.60	.000	08/15/2037	40,000.00	2.970	6743
912833Z52	237946	2000	S 0 08-15-37	08/23/2018	142,522.50	.000	08/15/2037	250,000.00	2.983	6743
912833Z52	238223	2000	S 0 08-15-37	09/13/2018	22,391.60	.000	08/15/2037	40,000.00	3.090	6743



Run Date: 3/5/2019 11:25:36 AM

Investments Outstanding As Of Date: 2/28/2019

INVENTORY BY MATURITY REPORT

CUSIP	Investment #	Fund	Issuer	Purchase Date	Current Book	Current Rate	Maturity Date	Current Par	YTM	Days to Maturity
912833Z52	238676	2000	S 0 08-15-37	10/25/2018	213,156.00	.000	08/15/2037	400,000.00	3.375	6743
912834AD0	189279	2000	US TREASURY STRIP	11/21/2008	1,542.10	.000	11/15/2037	5,000.00	4.100	6835
912834AD0	220489	2000	US TREASURY STRIP	01/26/2015	23,676.80	.000	11/15/2037	40,000.00	2.313	6835
912834AD0	229114	2000	S 0 11-15-37	01/12/2017	10,819.40	.000	11/15/2037	20,000.00	2.970	6835
912834AD0	229138	2000	S 0 11-15-37	01/12/2017	10,819.40	.000	11/15/2037	20,000.00	2.970	6835
912834AD0	229404	2000	S 0 11-15-37	02/02/2017	21,106.80	.000	11/15/2037	40,000.00	3.100	6835
912834AD0	234944	2000	S 0 11-15-37	01/25/2018	22,616.80	.000	11/15/2037	40,000.00	2.900	6835
912834AD0	235072	2000	S 0 11-15-37	02/02/2018	22,368.00	.000	11/15/2037	40,000.00	2.960	6835
912833Z60	191137	2000	US TREASURY STRIP	04/13/2009	1,900.00	.000	02/15/2038	5,000.00	4.472	6927
912833Z60	213375	2000	US TREASURY STRIP	03/28/2013	44,327.00	.000	02/15/2038	100,000.00	3.754	6927
912833Z60	220889	2000	US TREASURY STRIP	02/13/2015	22,053.20	.000	02/15/2038	40,000.00	2.740	6927
912833Z60	222344	2000	US TREASURY STRIP	04/30/2015	21,802.40	.000	02/15/2038	40,000.00	2.793	6927
912833Z60	225742	2000	USTREASURYSTRIP	03/17/2016	22,407.20	.000	02/15/2038	40,000.00	2.667	6927
912833Z60	230032	2000	S 0 02-15-38	03/24/2017	210,184.00	.000	02/15/2038	400,000.00	3.103	6927
912833Z60	230344	2000	S 0 02-15-38	04/17/2017	21,778.00	.000	02/15/2038	40,000.00	2.940	6927
912833Z60	235211	2000	S 0 02-15-38	02/15/2018	21,620.40	.000	02/15/2038	40,000.00	3.100	6927
912833Z60	235381	2000	S 0 02-15-38	03/01/2018	21,646.00	.000	02/15/2038	40,000.00	3.100	6927
912833Z60	235406	2000	S 0 02-15-38	03/01/2018	21,519.20	.000	02/15/2038	40,000.00	3.130	6927
912833Z60	235466	2000	S 0 02-15-38	03/05/2018	107,420.00	.000	02/15/2038	200,000.00	3.140	6927
912833Z60	235539	2000	S 0 02-15-38	03/08/2018	21,632.00	.000	02/15/2038	40,000.00	3.106	6927
912833Z60	236296	2000	S 0 02-15-38	04/26/2018	21,580.40	.000	02/15/2038	40,000.00	3.140	6927
912834AE8	197123	2000	US TREASURY STRIP	05/11/2010	86,531.29	.000	05/15/2038	306,000.00	4.560	7016
912834AE8	197214	2000	US TREASURY STRIP	05/14/2010	6,861.25	.000	05/15/2038	25,000.00	4.671	7016
912834AE8	198721	2000	US TREASURY STRIP	07/13/2010	30,580.00	.000	05/15/2038	100,000.00	4.301	7016
912834AE8	227514	2000	US TREASURY STRI ZERO-% 5	07/29/2016	24,828.40	.000	05/15/2038	40,000.00	2.200	7016
912834AE8	231296	2000	S 0 05-15-38	05/11/2017	21,290.40	.000	05/15/2038	40,000.00	3.024	7016
912834AE8	231598	2000	S 0 05-15-38	06/02/2017	21,972.40	.000	05/15/2038	40,000.00	2.880	7016
912834AE8	237021	2000	S 0 05-15-38	06/14/2018	21,632.00	.000	05/15/2038	40,000.00	3.110	7016
912834AE8	237328	2000	S 0 05-15-38	07/06/2018	22,210.00	.000	05/15/2038	40,000.00	2.985	7016
912834AE8	237396	2000	S 0 05-15-38	07/12/2018	22,275.60	.000	05/15/2038	40,000.00	2.972	7016
912834AT5	218854	2000	US TREASURY STRIP	08/28/2014	185,600.00	.000	08/15/2038	400,000.00	3.230	7108
912834AT5	219283	2000	US TREASURY STRIP	10/17/2014	19,444.80	.000	08/15/2038	40,000.00	3.050	7108
912834AT5	224470	2000	USTREASURYSTRIP	10/22/2015	51,788.00	.000	08/15/2038	100,000.00	2.905	7108



Run Date: 3/5/2019 11:25:36 AM

Investments Outstanding As Of Date: 2/28/2019

INVENTORY BY MATURITY REPORT

CUSIP	Investment #	Fund	Issuer	Purchase Date	Current Book	Current Rate	Maturity Date	Current Par	YTM	Days to Maturity
912834AT5	224562	2000	USTREASURYSTRIP	10/29/2015	20,889.60	.000	08/15/2038	40,000.00	2.870	7108
912834AT5	234145	2000	S 0 08-15-38	10/26/2017	22,155.60	.000	08/15/2038	40,000.00	2.860	7108
912834AT5	237910	2000	S 0 08-15-38	08/23/2018	22,152.00	.000	08/15/2038	40,000.00	2.980	7108
912834AT5	238224	2000	S 0 08-15-38	09/13/2018	21,715.20	.000	08/15/2038	40,000.00	3.090	7108
912834AT5	238675	2000	S 0 08-15-38	10/25/2018	205,900.00	.000	08/15/2038	400,000.00	3.381	7108
912834DU9	220490	2000	US TREASURY STRIP	01/26/2015	22,891.20	.000	11/15/2038	40,000.00	2.359	7200
912834DU9	229117	2000	S 0 11-15-38	01/12/2017	10,392.60	.000	11/15/2038	20,000.00	3.020	7200
912834DU9	229139	2000	S 0 11-15-38	01/12/2017	10,392.60	.000	11/15/2038	20,000.00	3.020	7200
912834DU9	229405	2000	S 0 11-15-38	02/02/2017	20,379.60	.000	11/15/2038	40,000.00	3.120	7200
912834DU9	234945	2000	S 0 11-15-38	01/25/2018	21,974.80	.000	11/15/2038	40,000.00	2.900	7200
912834DU9	235073	2000	S 0 11-15-38	02/02/2018	21,764.80	.000	11/15/2038	40,000.00	2.950	7200
912834AU2	213376	2000	US TREASURY STRIP	03/28/2013	42,661.00	.000	02/15/2039	100,000.00	3.318	7292
912834AU2	220891	2000	US TREASURY STRIP	02/13/2015	21,312.40	.000	02/15/2039	40,000.00	2.640	7292
912834AU2	222346	2000	US TREASURY STRIP	04/30/2015	21,130.00	.000	02/15/2039	40,000.00	2.700	7292
912834AU2	225744	2000	USTREASURYSTRIP	03/17/2016	21,668.80	.000	02/15/2039	40,000.00	2.693	7292
912834AU2	230033	2000	S 0 02-15-39	03/24/2017	202,780.00	.000	02/15/2039	400,000.00	3.127	7292
912834AU2	230345	2000	S 0 02-15-39	04/17/2017	21,015.20	.000	02/15/2039	40,000.00	2.970	7292
912834AU2	235212	2000	S 0 02-15-39	02/15/2018	20,922.00	.000	02/15/2039	40,000.00	3.110	7292
912834AU2	235382	2000	S 0 02-15-39	03/01/2018	20,947.20	.000	02/15/2039	40,000.00	3.110	7292
912834AU2	235407	2000	S 0 02-15-39	03/01/2018	20,831.20	.000	02/15/2039	40,000.00	3.137	7292
912834AU2	235467	2000	S 0 02-15-39	03/05/2018	103,910.00	.000	02/15/2039	200,000.00	3.150	7292
912834AU2	235540	2000	S 0 02-15-39	03/08/2018	20,950.00	.000	02/15/2039	40,000.00	3.112	7292
912834AU2	236297	2000	S 0 02-15-39	04/26/2018	20,961.20	.000	02/15/2039	40,000.00	3.130	7292
912834DV7	197124	2000	US TREASURY STRIP	05/11/2010	82,568.59	.000	05/15/2039	306,000.00	4.567	7381
912834DV7	197215	2000	US TREASURY STRIP	05/14/2010	6,511.00	.000	05/15/2039	25,000.00	4.693	7381
912834DV7	198722	2000	US TREASURY STRIP	07/13/2010	29,132.00	.000	05/15/2039	100,000.00	4.323	7381
912834DV7	227515	2000	US TREASURY STRI ZERO-% 5	07/29/2016	24,072.80	.000	05/15/2039	40,000.00	2.240	7381
912834DV7	231297	2000	S 0 05-15-39	05/11/2017	20,460.40	.000	05/15/2039	40,000.00	3.069	7381
912834DV7	231600	2000	S 0 05-15-39	06/02/2017	21,146.00	.000	05/15/2039	40,000.00	2.925	7381
912834DV7	237020	2000	S 0 05-15-39	06/14/2018	20,974.80	.000	05/15/2039	40,000.00	3.110	7381
912834DV7	237329	2000	S 0 05-15-39	07/06/2018	21,562.40	.000	05/15/2039	40,000.00	2.984	7381
912834DV7	237395	2000	S 0 05-15-39	07/12/2018	21,642.00	.000	05/15/2039	40,000.00	2.969	7381
912834EP9	224471	2000	USTREASURYSTRIP	10/22/2015	49,554.00	.000	08/15/2039	100,000.00	2.970	7473



Run Date: 3/5/2019 11:25:36 AM

Investments Outstanding As Of Date: 2/28/2019

INVENTORY BY MATURITY REPORT

CUSIP	Investment #	Fund	Issuer	Purchase Date	Current Book	Current Rate	Maturity Date	Current Par	YTM	Days to Maturity
912834EP9	224563	2000	USTREASURYSTRIP	10/29/2015	20,080.40	.000	08/15/2039	40,000.00	2.917	7473
912834EP9	234146	2000	S 0 08-15-39	10/26/2017	21,442.80	.000	08/15/2039	40,000.00	2.880	7473
912834EP9	237911	2000	S 0 08-15-39	08/23/2018	21,506.00	.000	08/15/2039	40,000.00	2.980	7473
912834EP9	238225	2000	S 0 08-15-39	09/13/2018	21,016.40	.000	08/15/2039	40,000.00	3.100	7473
912834EP9	238674	2000	S 0 08-15-39	10/25/2018	198,580.00	.000	08/15/2039	400,000.00	3.394	7473
912834EV6	220491	2000	US TREASURY STRIP	01/26/2015	22,117.20	.000	11/15/2039	40,000.00	2.403	7565
912834EV6	229120	2000	S 0 11-15-39	01/12/2017	10,018.00	.000	11/15/2039	20,000.00	3.050	7565
912834EV6	229140	2000	S 0 11-15-39	01/12/2017	10,018.00	.000	11/15/2039	20,000.00	3.050	7565
912834EV6	229406	2000	S 0 11-15-39	02/02/2017	19,626.00	.000	11/15/2039	40,000.00	3.150	7565
912834EV6	234946	2000	S 0 11-15-39	01/25/2018	21,397.20	.000	11/15/2039	40,000.00	2.890	7565
912834EV6	235074	2000	S 0 11-15-39	02/02/2018	21,182.00	.000	11/15/2039	40,000.00	2.940	7565
912834FB9	213377	2000	US TREASURY STRIP	03/28/2013	41,063.00	.000	02/15/2040	100,000.00	3.338	7657
912834FB9	225747	2000	USTREASURYSTRIP	03/17/2016	20,918.00	.000	02/15/2040	40,000.00	2.729	7657
912834FB9	230034	2000	S 0 02-15-40	03/24/2017	195,152.00	.000	02/15/2040	400,000.00	3.159	7657
912834FB9	230346	2000	S 0 02-15-40	04/17/2017	20,176.40	.000	02/15/2040	40,000.00	3.020	7657
912834FB9	235213	2000	S 0 02-15-40	02/15/2018	20,286.40	.000	02/15/2040	40,000.00	3.110	7657
912834FB9	235383	2000	S 0 02-15-40	03/01/2018	20,310.40	.000	02/15/2040	40,000.00	3.110	7657
912834FB9	235408	2000	S 0 02-15-40	03/01/2018	20,179.60	.000	02/15/2040	40,000.00	3.140	7657
912834FB9	235468	2000	S 0 02-15-40	03/05/2018	100,930.00	.000	02/15/2040	200,000.00	3.140	7657
912834FB9	235541	2000	S 0 02-15-40	03/08/2018	20,308.40	.000	02/15/2040	40,000.00	3.113	7657
912834FB9	236298	2000	S 0 02-15-40	04/26/2018	20,320.40	.000	02/15/2040	40,000.00	3.130	7657
912834HV3	227516	2000	US TREASURY STRI ZERO-% 5	07/29/2016	23,294.40	.000	05/15/2040	40,000.00	2.285	7747
912834HV3	231299	2000	S 0 05-15-40	05/11/2017	19,676.40	.000	05/15/2040	40,000.00	3.107	7747
912834HV3	231602	2000	S 0 05-15-40	06/02/2017	20,356.00	.000	05/15/2040	40,000.00	2.965	7747
912834HV3	237019	2000	S 0 05-15-40	06/14/2018	20,337.20	.000	05/15/2040	40,000.00	3.110	7747
912834HV3	237330	2000	S 0 05-15-40	07/06/2018	20,887.60	.000	05/15/2040	40,000.00	2.995	7747
912834HV3	237394	2000	S 0 05-15-40	07/12/2018	20,969.20	.000	05/15/2040	40,000.00	2.979	7747
912834JB5	224472	2000	USTREASURYSTRIP	10/22/2015	47,298.00	.000	08/15/2040	100,000.00	3.040	7839
912834JB5	234147	2000	S 0 08-15-40	10/26/2017	20,698.40	.000	08/15/2040	40,000.00	2.910	7839
912834JB5	237912	2000	S 0 08-15-40	08/23/2018	20,834.00	.000	08/15/2040	40,000.00	2.990	7839
912834JB5	238226	2000	S 0 08-15-40	09/13/2018	20,344.40	.000	08/15/2040	40,000.00	3.108	7839
912834JB5	238673	2000	S 0 08-15-40	10/25/2018	191,596.00	.000	08/15/2040	400,000.00	3.404	7839
912834JH2	229122	2000	S 0 11-15-40	01/12/2017	9,673.80	.000	11/15/2040	20,000.00	3.070	7931





Run Date: 3/5/2019 11:25:36 AM

Investments Outstanding As Of Date: 2/28/2019

INVENTORY BY MATURITY REPORT

CUSIP	Investment #	Fund	Issuer	Purchase Date	Current Book	Current Rate	Maturity Date	Current Par	YTM	Days to Maturity
912834JH2	229141	2000	S 0 11-15-40	01/12/2017	9,673.80	.000	11/15/2040	20,000.00	3.070	7931
912834JH2	229407	2000	S 0 11-15-40	02/02/2017	18,800.40	.000	11/15/2040	40,000.00	3.200	7931
912834JH2	234947	2000	S 0 11-15-40	01/25/2018	20,652.00	.000	11/15/2040	40,000.00	2.920	7931
912834JH2	235075	2000	S 0 11-15-40	02/02/2018	20,434.80	.000	11/15/2040	40,000.00	2.970	7931
912834JP4	213378	2000	US TREASURY STRIP	03/28/2013	39,487.00	.000	02/15/2041	100,000.00	3.360	8023
912834JP4	230035	2000	S 0 02-15-41	03/24/2017	186,620.00	.000	02/15/2041	400,000.00	3.216	8023
912834JP4	230347	2000	S 0 02-15-41	04/17/2017	19,466.00	.000	02/15/2041	40,000.00	3.045	8023
912834JP4	235214	2000	S 0 02-15-41	02/15/2018	19,580.80	.000	02/15/2041	40,000.00	3.130	8023
912834JP4	235384	2000	S 0 02-15-41	03/01/2018	19,560.00	.000	02/15/2041	40,000.00	3.140	8023
912834JP4	235409	2000	S 0 02-15-41	03/01/2018	19,459.20	.000	02/15/2041	40,000.00	3.163	8023
912834JP4	235469	2000	S 0 02-15-41	03/05/2018	97,284.00	.000	02/15/2041	200,000.00	3.165	8023
912834JP4	235542	2000	S 0 02-15-41	03/08/2018	19,606.80	.000	02/15/2041	40,000.00	3.132	8023
912834JP4	236299	2000	S 0 02-15-41	04/26/2018	19,654.80	.000	02/15/2041	40,000.00	3.140	8023
912834KH0	231301	2000	S 0 05-15-41	05/11/2017	18,953.20	.000	05/15/2041	40,000.00	3.135	8112
912834KH0	231603	2000	S 0 05-15-41	06/02/2017	19,649.20	.000	05/15/2041	40,000.00	2.990	8112
912834KH0	237018	2000	S 0 05-15-41	06/14/2018	19,674.80	.000	05/15/2041	40,000.00	3.120	8112
912834KH0	237331	2000	S 0 05-15-41	07/06/2018	20,248.80	.000	05/15/2041	40,000.00	3.001	8112
912834KH0	237393	2000	S 0 05-15-41	07/12/2018	20,308.40	.000	05/15/2041	40,000.00	2.990	8112
912834KP2	224473	2000	USTREASURYSTRIIP	10/22/2015	45,776.00	.000	08/15/2041	100,000.00	3.050	8204
912834KP2	234148	2000	S 0 08-15-41	10/26/2017	19,968.00	.000	08/15/2041	40,000.00	2.940	8204
912834KP2	237913	2000	S 0 08-15-41	08/23/2018	20,179.20	.000	08/15/2041	40,000.00	3.000	8204
912834KP2	238227	2000	S 0 08-15-41	09/13/2018	20,219.60	.000	08/15/2041	40,000.00	2.999	8204
912834KP2	238672	2000	S 0 08-15-41	10/25/2018	185,124.00	.000	08/15/2041	400,000.00	3.407	8204
912834KV9	229124	2000	S 0 11-15-41	01/12/2017	9,337.60	.000	11/15/2041	20,000.00	3.090	8296
912834KV9	229142	2000	S 0 11-15-41	01/12/2017	9,337.60	.000	11/15/2041	20,000.00	3.090	8296
912834KV9	234948	2000	S 0 11-15-41	01/25/2018	19,968.00	.000	11/15/2041	40,000.00	2.940	8296
912834KV9	235076	2000	S 0 11-15-41	02/02/2018	19,794.80	.000	11/15/2041	40,000.00	2.980	8296
912834LB2	213379	2000	US TREASURY STRIP	03/28/2013	37,911.00	.000	02/15/2042	100,000.00	3.386	8388
912834LB2	235215	2000	S 0 02-15-42	02/15/2018	18,937.20	.000	02/15/2042	40,000.00	3.140	8388
912834LB2	235385	2000	S 0 02-15-42	03/01/2018	18,915.60	.000	02/15/2042	40,000.00	3.150	8388
912834LB2	235410	2000	S 0 02-15-42	03/01/2018	18,796.40	.000	02/15/2042	40,000.00	3.177	8388
912834LB2	235470	2000	S 0 02-15-42	03/05/2018	94,054.00	.000	02/15/2042	200,000.00	3.175	8388
912834LB2	235543	2000	S 0 02-15-42	03/08/2018	18,957.20	.000	02/15/2042	40,000.00	3.143	8388



Run Date: 3/5/2019 11:25:36 AM

Investments Outstanding As Of Date: 2/28/2019

INVENTORY BY MATURITY REPORT

CUSIP	Investment #	Fund	Issuer	Purchase Date	Current Book	Current Rate	Maturity Date	Current Par	YTM	Days to Maturity
912834LB2	236300	2000	S 0 02-15-42	04/26/2018	19,007.20	.000	02/15/2042	40,000.00	3.150	8388
912834LK2	237017	2000	S 0 05-15-42	06/14/2018	19,030.40	.000	05/15/2042	40,000.00	3.130	8477
912834LK2	237332	2000	S 0 05-15-42	07/06/2018	19,618.40	.000	05/15/2042	40,000.00	3.008	8477
912834LK2	237392	2000	S 0 05-15-42	07/12/2018	20,046.60	.000	05/15/2042	40,000.00	2.919	8477
912834LR7	224474	2000	USTREASURYSTRIP	10/22/2015	44,118.00	.000	08/15/2042	100,000.00	3.075	8569
912834LR7	237914	2000	S 0 08-15-42	08/23/2018	19,587.20	.000	08/15/2042	40,000.00	3.000	8569
912834LR7	238228	2000	S 0 08-15-42	09/13/2018	19,073.60	.000	08/15/2042	40,000.00	3.120	8569
912834LR7	238671	2000	S 0 08-15-42	10/25/2018	178,972.00	.000	08/15/2042	400,000.00	3.407	8569
912834LX4	234949	2000	S 0 11-15-42	01/25/2018	19,346.40	.000	11/15/2042	40,000.00	2.950	8661
912834LX4	235055	2000	S 0 11-15-42	02/02/2018	19,124.00	.000	11/15/2042	40,000.00	3.000	8661
912834MT2	224475	2000	USTREASURYSTRIP	10/22/2015	43,087.00	.000	08/15/2043	100,000.00	3.050	8934
912834NV6	224476	2000	USTREASURYSTRIP	10/22/2015	41,506.00	.000	08/15/2044	100,000.00	3.075	9300



# Ratification Report

From Date: 2/1/2019 To Date: 2/28/2019

Date Basis: Settlement

Run: 03/05/2019 11:23:28 AM

By: Michael Lotko

State of Ohio - Prod

Inv. No.	Description	CUSIP	Fund	Maturity	Settle	TXN Type	Coupon	Yield	Par Value	Book Value	Purchase Interest	Settlement
<b>Fund: 1000 REG INVESTMENT ACCT-REG</b>												
239708	CACPNY 0 02-08-19	22533UP80	1000	02/08/19	02/05/19	PURC	.000	2.380	50,000,000.00	49,990,083.33	0.00	-49,990,083.33
239709	CACPNY 0 02-08-19	22533UP80	1000	02/08/19	02/05/19	PURC	.000	2.380	25,000,000.00	24,995,041.67	0.00	-24,995,041.67
239723	CACPNY 0 02-08-19	22533UP80	1000	02/08/19	02/06/19	PURC	.000	2.380	50,000,000.00	49,993,388.89	0.00	-49,993,388.89
239724	CACPNY 0 02-08-19	22533UP80	1000	02/08/19	02/06/19	PURC	.000	2.380	50,000,000.00	49,993,388.89	0.00	-49,993,388.89
239740	CACPNY 0 02-08-19	22533UP80	1000	02/08/19	02/07/19	PURC	.000	2.380	50,000,000.00	49,996,694.45	0.00	-49,996,694.45
239741	CACPNY 0 02-08-19	22533UP80	1000	02/08/19	02/07/19	PURC	.000	2.380	50,000,000.00	49,996,694.45	0.00	-49,996,694.45
239742	CACPNY 0 02-08-19	22533UP80	1000	02/08/19	02/07/19	PURC	.000	2.380	50,000,000.00	49,996,694.45	0.00	-49,996,694.45
239743	CACPNY 0 02-08-19	22533UP80	1000	02/08/19	02/07/19	PURC	.000	2.380	25,000,000.00	24,998,347.21	0.00	-24,998,347.21
239792	CACPNY 0 02-14-19	22533UPE7	1000	02/14/19	02/12/19	PURC	.000	2.380	50,000,000.00	49,993,388.89	0.00	-49,993,388.89
239802	CACPNY 0 02-14-19	22533UPE7	1000	02/14/19	02/13/19	PURC	.000	2.380	50,000,000.00	49,996,694.44	0.00	-49,996,694.44
239803	CACPNY 0 02-14-19	22533UPE7	1000	02/14/19	02/13/19	PURC	.000	2.380	50,000,000.00	49,996,694.44	0.00	-49,996,694.44
239804	CACPNY 0 02-14-19	22533UPE7	1000	02/14/19	02/13/19	PURC	.000	2.380	50,000,000.00	49,996,694.44	0.00	-49,996,694.44
239805	CACPNY 0 02-14-19	22533UPE7	1000	02/14/19	02/13/19	PURC	.000	2.380	50,000,000.00	49,996,694.46	0.00	-49,996,694.46
239814	CACPNY 0 02-15-19	22533UPF4	1000	02/15/19	02/14/19	PURC	.000	2.370	50,000,000.00	49,996,708.33	0.00	-49,996,708.33
239835	CACPNY 0 02-20-19	22533UPL1	1000	02/20/19	02/19/19	PURC	.000	2.380	50,000,000.00	49,996,694.46	0.00	-49,996,694.46
239836	CACPNY 0 02-20-19	22533UPL1	1000	02/20/19	02/19/19	PURC	.000	2.380	50,000,000.00	49,996,694.44	0.00	-49,996,694.44
239837	CACPNY 0 02-20-19	22533UPL1	1000	02/20/19	02/19/19	PURC	.000	2.380	50,000,000.00	49,996,694.44	0.00	-49,996,694.44
239838	CACPNY 0 02-20-19	22533UPL1	1000	02/20/19	02/19/19	PURC	.000	2.380	50,000,000.00	49,996,694.44	0.00	-49,996,694.44
239839	CACPNY 0 02-20-19	22533UPL1	1000	02/20/19	02/19/19	PURC	.000	2.380	50,000,000.00	49,996,694.44	0.00	-49,996,694.44
239840	CACPNY 0 02-22-19	22533UPN7	1000	02/22/19	02/19/19	PURC	.000	2.380	50,000,000.00	49,990,083.33	0.00	-49,990,083.33
239841	CACPNY 0 02-22-19	22533UPN7	1000	02/22/19	02/19/19	PURC	.000	2.380	50,000,000.00	49,990,083.33	0.00	-49,990,083.33
239842	CACPNY 0 02-22-19	22533UPN7	1000	02/22/19	02/19/19	PURC	.000	2.380	50,000,000.00	49,990,083.34	0.00	-49,990,083.34
239866	PRU 0 02-22-19	74433HPN8	1000	02/22/19	02/21/19	PURC	.000	2.380	50,000,000.00	49,996,694.44	0.00	-49,996,694.44
239867	PRU 0 02-22-19	74433HPN8	1000	02/22/19	02/21/19	PURC	.000	2.380	50,000,000.00	49,996,694.45	0.00	-49,996,694.45
239868	CACPNY 0 02-22-19	22533UPN7	1000	02/22/19	02/21/19	PURC	.000	2.380	50,000,000.00	49,996,694.44	0.00	-49,996,694.44
239869	CACPNY 0 02-22-19	22533UPN7	1000	02/22/19	02/21/19	PURC	.000	2.380	50,000,000.00	49,996,694.44	0.00	-49,996,694.44
239870	CACPNY 0 02-22-19	22533UPN7	1000	02/22/19	02/21/19	PURC	.000	2.380	50,000,000.00	49,996,694.44	0.00	-49,996,694.44
239871	CACPNY 0 02-22-19	22533UPN7	1000	02/22/19	02/21/19	PURC	.000	2.380	50,000,000.00	49,996,694.44	0.00	-49,996,694.44
239872	CACPNY 0 02-22-19	22533UPN7	1000	02/22/19	02/21/19	PURC	.000	2.380	50,000,000.00	49,996,694.44	0.00	-49,996,694.44
239873	CACPNY 0 02-22-19	22533UPN7	1000	02/22/19	02/21/19	PURC	.000	2.380	50,000,000.00	49,996,694.47	0.00	-49,996,694.47
239912	CACPNY 0 02-28-19	22533UPU1	1000	02/28/19	02/25/19	PURC	.000	2.380	50,000,000.00	49,990,083.34	0.00	-49,990,083.34
239913	CACPNY 0 02-28-19	22533UPU1	1000	02/28/19	02/25/19	PURC	.000	2.380	50,000,000.00	49,990,083.33	0.00	-49,990,083.33
239966	CACPNY 0 03-01-19	22533UQ14	1000	03/01/19	02/28/19	PURC	.000	2.380	50,000,000.00	49,996,694.45	0.00	-49,996,694.45
239967	CACPNY 0 03-01-19	22533UQ14	1000	03/01/19	02/28/19	PURC	.000	2.380	25,000,000.00	24,998,347.22	0.00	-24,998,347.22
PURC							.000	2.380	1,625,000,000.00	1,624,839,694.46	0.00	-1,624,839,694.46



# Ratification Report

From Date: 2/1/2019 To Date: 2/28/2019

Date Basis: Settlement

Run: 03/05/2019 11:23:28 AM

By: Michael Lotko

State of Ohio - Prod

Inv. No.	Description	CUSIP	Fund	Maturity	Settle	TXN Type	Coupon	Yield	Par Value	Book Value	Purchase Interest	Settlement
Inv Type: 5110 CP-DISC-US-ACT/360-ZERO-Z							.000	2.380	1,625,000,000.00	1,624,839,694.46	0.00	-1,624,839,694.46
184539	GOLDMAN SACHS FI	38141W273	1000	03/01/19	02/21/19	PURC	2.302	2.302	200,000,000.00	200,000,000.00	0.00	-200,000,000.00
184539	GOLDMAN SACHS FI	38141W273	1000	03/01/19	02/25/19	PURC	2.302	2.302	50,000,000.00	50,000,000.00	0.00	-50,000,000.00
PURC							2.302	2.302	250,000,000.00	250,000,000.00	0.00	-250,000,000.00
Inv Type: 5646 MONEY MARKET FUND - CASH ACCT							2.302	2.302	250,000,000.00	250,000,000.00	0.00	-250,000,000.00
193190	NOW ACCT-SWEEP ACCT	NOWSW3006	1000	03/01/19	02/01/19	PURC	.700	.700	417,184.56	417,184.56	0.00	-417,184.56
193190	NOW ACCT-SWEEP ACCT	NOWSW3006	1000	03/01/19	02/04/19	PURC	.700	.700	24,739,762.62	24,739,762.62	0.00	-24,739,762.62
193190	NOW ACCT-SWEEP ACCT	NOWSW3006	1000	03/01/19	02/06/19	PURC	.700	.700	35,332,043.39	35,332,043.39	0.00	-35,332,043.39
193190	NOW ACCT-SWEEP ACCT	NOWSW3006	1000	03/01/19	02/08/19	PURC	.700	.700	31,968,077.67	31,968,077.67	0.00	-31,968,077.67
193190	NOW ACCT-SWEEP ACCT	NOWSW3006	1000	03/01/19	02/12/19	PURC	.700	.700	6,119,944.29	6,119,944.29	0.00	-6,119,944.29
193190	NOW ACCT-SWEEP ACCT	NOWSW3006	1000	03/01/19	02/13/19	PURC	.700	.700	3,936,511.41	3,936,511.41	0.00	-3,936,511.41
193190	NOW ACCT-SWEEP ACCT	NOWSW3006	1000	03/01/19	02/14/19	PURC	.700	.700	51,911,047.32	51,911,047.32	0.00	-51,911,047.32
193190	NOW ACCT-SWEEP ACCT	NOWSW3006	1000	03/01/19	02/19/19	PURC	.700	.700	71,292,405.36	71,292,405.36	0.00	-71,292,405.36
193190	NOW ACCT-SWEEP ACCT	NOWSW3006	1000	03/01/19	02/20/19	PURC	.700	.700	92,038,434.80	92,038,434.80	0.00	-92,038,434.80
193190	NOW ACCT-SWEEP ACCT	NOWSW3006	1000	03/01/19	02/22/19	PURC	.700	.700	1,788,874.43	1,788,874.43	0.00	-1,788,874.43
193190	NOW ACCT-SWEEP ACCT	NOWSW3006	1000	03/01/19	02/26/19	PURC	.700	.700	20,985,604.49	20,985,604.49	0.00	-20,985,604.49
193190	NOW ACCT-SWEEP ACCT	NOWSW3006	1000	03/01/19	02/28/19	PURC	.700	.700	39,196,709.40	39,196,709.40	0.00	-39,196,709.40
PURC							.700	.700	379,726,599.74	379,726,599.74	0.00	-379,726,599.74
Inv Type: 5648 MONEY MARKET NOW - SWEEP ACCT							.700	.700	379,726,599.74	379,726,599.74	0.00	-379,726,599.74
239675	HSBC SECURITIES US	HR2011917	1000	02/04/19	02/01/19	PURC	2.460	2.460	200,000,000.00	200,000,000.00	0.00	-200,000,000.00
239686	HSBC SECURITIES US	HR2041914	1000	02/05/19	02/04/19	PURC	2.400	2.400	200,000,000.00	200,000,000.00	0.00	-200,000,000.00
239704	HSBC SECURITIES US	HR2051913	1000	02/06/19	02/05/19	PURC	2.380	2.380	200,000,000.00	200,000,000.00	0.00	-200,000,000.00
239719	HSBC SECURITIES US	HR2061912	1000	02/07/19	02/06/19	PURC	2.370	2.370	200,000,000.00	200,000,000.00	0.00	-200,000,000.00
239739	HSBC SECURITIES US	HR2071911	1000	02/08/19	02/07/19	PURC	2.380	2.380	200,000,000.00	200,000,000.00	0.00	-200,000,000.00
239759	HSBC SECURITIES US	HR2081910	1000	02/11/19	02/08/19	PURC	2.370	2.370	200,000,000.00	200,000,000.00	0.00	-200,000,000.00
239773	HSBC SECURITIES US	HR2111915	1000	02/12/19	02/11/19	PURC	2.410	2.410	200,000,000.00	200,000,000.00	0.00	-200,000,000.00
239785	HSBC SECURITIES US	HR2121914	1000	02/13/19	02/12/19	PURC	2.380	2.380	200,000,000.00	200,000,000.00	0.00	-200,000,000.00
239796	HSBC SECURITIES US	HR2131913	1000	02/14/19	02/13/19	PURC	2.370	2.370	200,000,000.00	200,000,000.00	0.00	-200,000,000.00



# Ratification Report

From Date: 2/1/2019 To Date: 2/28/2019

Date Basis: Settlement

Run: 03/05/2019 11:23:28 AM

By: Michael Lotko

State of Ohio - Prod

Inv. No.	Description	CUSIP	Fund	Maturity	Settle	TXN Type	Coupon	Yield	Par Value	Book Value	Purchase Interest	Settlement
239812	HSBC SECURITIES US	HR2141912	1000	02/15/19	02/14/19	PURC	2.380	2.380	200,000,000.00	200,000,000.00	0.00	-200,000,000.00
239824	HSBC SECURITIES US	HR2151911	1000	02/19/19	02/15/19	PURC	2.420	2.420	200,000,000.00	200,000,000.00	0.00	-200,000,000.00
239832	HSBC SECURITIES US	HR2191917	1000	02/20/19	02/19/19	PURC	2.390	2.390	200,000,000.00	200,000,000.00	0.00	-200,000,000.00
239844	HSBC SECURITIES US	HR2201914	1000	02/21/19	02/20/19	PURC	2.390	2.390	200,000,000.00	200,000,000.00	0.00	-200,000,000.00
239865	HSBC SECURITIES US	HR2211913	1000	02/22/19	02/21/19	PURC	2.380	2.380	200,000,000.00	200,000,000.00	0.00	-200,000,000.00
239890	HSBC SECURITIES US	HR2221912	1000	02/25/19	02/22/19	PURC	2.380	2.380	200,000,000.00	200,000,000.00	0.00	-200,000,000.00
239904	HSBC SECURITIES US	HR2251919	1000	02/26/19	02/25/19	PURC	2.380	2.380	200,000,000.00	200,000,000.00	0.00	-200,000,000.00
239926	HSBC SECURITIES US	HR2261918	1000	02/27/19	02/26/19	PURC	2.380	2.380	200,000,000.00	200,000,000.00	0.00	-200,000,000.00
239938	HSBC SECURITIES US	HR2271917	1000	02/28/19	02/27/19	PURC	2.380	2.380	200,000,000.00	200,000,000.00	0.00	-200,000,000.00
239963	HSBC SECURITIES US	HR2281916	1000	03/01/19	02/28/19	PURC	2.570	2.570	200,000,000.00	200,000,000.00	0.00	-200,000,000.00
PURC							2.398	2.398	3,800,000,000.00	3,800,000,000.00	0.00	-3,800,000,000.00
Inv Type: 5771 REPURCHASE AGREEMENT (TRI-PART							2.398	2.398	3,800,000,000.00	3,800,000,000.00	0.00	-3,800,000,000.00
239690	B 0 03-19-19	912796UT4	1000	03/19/19	02/04/19	PURC	.000	2.343	50,000,000.00	49,860,488.89	0.00	-49,860,488.89
239691	B 0 03-19-19	912796UT4	1000	03/19/19	02/04/19	PURC	.000	2.343	50,000,000.00	49,860,488.89	0.00	-49,860,488.89
239692	B 05-16-19	912796RQ4	1000	05/16/19	02/04/19	PURC	.000	2.376	50,000,000.00	49,668,944.44	0.00	-49,668,944.44
239693	B 05-16-19	912796RQ4	1000	05/16/19	02/04/19	PURC	.000	2.376	50,000,000.00	49,668,944.45	0.00	-49,668,944.45
239706	B 05-16-19	912796RQ4	1000	05/16/19	02/05/19	PURC	.000	2.376	50,000,000.00	49,672,222.22	0.00	-49,672,222.22
239707	B 05-16-19	912796RQ4	1000	05/16/19	02/05/19	PURC	.000	2.376	50,000,000.00	49,672,222.22	0.00	-49,672,222.22
239744	B 05-09-19	912796RP6	1000	05/09/19	02/07/19	PURC	.000	2.359	50,000,000.00	49,703,618.05	0.00	-49,703,618.05
239745	B 05-09-19	912796RP6	1000	05/09/19	02/07/19	PURC	.000	2.359	25,000,000.00	24,851,809.03	0.00	-24,851,809.03
239746	B 05-02-19	912796RJ0	1000	05/02/19	02/07/19	PURC	.000	2.338	50,000,000.00	49,728,750.00	0.00	-49,728,750.00
239765	CMB 0 03-01-19	912796XJ3	1000	03/01/19	02/11/19	PURC	.000	2.386	50,000,000.00	49,940,425.00	0.00	-49,940,425.00
239779	B 0 04-11-19	912796RG6	1000	04/11/19	02/11/19	PURC	.000	2.386	50,000,000.00	49,805,226.25	0.00	-49,805,226.25
239800	B 05-23-19	912796QH5	1000	05/23/19	02/13/19	PURC	.000	2.396	50,000,000.00	49,672,750.00	0.00	-49,672,750.00
239801	B 05-23-19	912796QH5	1000	05/23/19	02/13/19	PURC	.000	2.396	50,000,000.00	49,672,750.00	0.00	-49,672,750.00
239815	B 0 05-23-19	912796QH5	1000	05/23/19	02/14/19	PURC	.000	2.399	50,000,000.00	49,675,592.78	0.00	-49,675,592.78
239858	B 06-20-19	912796QM4	1000	06/20/19	02/21/19	PURC	.000	2.394	50,000,000.00	49,607,465.28	0.00	-49,607,465.28
239859	B 06-20-19	912796QM4	1000	06/20/19	02/21/19	PURC	.000	2.394	50,000,000.00	49,607,465.28	0.00	-49,607,465.28
239860	B 05-23-19	912796QH5	1000	05/23/19	02/21/19	PURC	.000	2.394	50,000,000.00	49,699,194.44	0.00	-49,699,194.44
239861	B 05-23-19	912796QH5	1000	05/23/19	02/21/19	PURC	.000	2.394	50,000,000.00	49,699,194.45	0.00	-49,699,194.45
239876	B 03-21-19	912796RC5	1000	03/21/19	02/21/19	PURC	.000	2.324	50,000,000.00	49,909,777.78	0.00	-49,909,777.78
239878	B 03-21-19	912796RC5	1000	03/21/19	02/21/19	PURC	.000	2.324	50,000,000.00	49,909,777.78	0.00	-49,909,777.78
239905	B 05-23-19	912796QH5	1000	05/23/19	02/25/19	PURC	.000	2.407	50,000,000.00	49,710,845.83	0.00	-49,710,845.83
239906	B 05-23-19	912796QH5	1000	05/23/19	02/25/19	PURC	.000	2.407	50,000,000.00	49,710,845.84	0.00	-49,710,845.84
239907	B 04-23-19	912796UY3	1000	04/23/19	02/26/19	PURC	.000	2.404	50,000,000.00	49,813,722.22	0.00	-49,813,722.22
239908	B 04-23-19	912796UY3	1000	04/23/19	02/26/19	PURC	.000	2.404	50,000,000.00	49,813,722.22	0.00	-49,813,722.22
239911	B 0 06-20-19	912796QM4	1000	06/20/19	02/25/19	PURC	.000	2.410	50,000,000.00	49,618,072.22	0.00	-49,618,072.22



# Ratification Report

From Date: 2/1/2019 To Date: 2/28/2019

Date Basis: Settlement

Run: 03/05/2019 11:23:28 AM

By: Michael Lotko

State of Ohio - Prod

Inv. No.	Description	CUSIP	Fund	Maturity	Settle	TXN Type	Coupon	Yield	Par Value	Book Value	Purchase Interest	Settlement
239929	B 06-06-19	912796RS0	1000	06/06/19	02/26/19	PURC	.000	2.396	50,000,000.00	49,669,444.45	0.00	-49,669,444.45
239930	B 06-06-19	912796RS0	1000	06/06/19	02/26/19	PURC	.000	2.396	50,000,000.00	49,669,444.44	0.00	-49,669,444.44
239931	B 0 04-16-19	912796UX5	1000	04/16/19	02/26/19	PURC	.000	2.388	50,000,000.00	49,838,027.78	0.00	-49,838,027.78
239932	B 0 04-16-19	912796UX5	1000	04/16/19	02/26/19	PURC	.000	2.388	25,000,000.00	24,919,013.89	0.00	-24,919,013.89
239946	B 0 04-11-19	912796RG6	1000	04/11/19	02/27/19	PURC	.000	2.377	50,000,000.00	49,858,458.33	0.00	-49,858,458.33
239947	B 0 06-13-19	912796RU5	1000	06/13/19	02/27/19	PURC	.000	2.407	50,000,000.00	49,648,138.89	0.00	-49,648,138.89
239948	B 0 06-13-19	912796RU5	1000	06/13/19	02/27/19	PURC	.000	2.407	50,000,000.00	49,648,138.89	0.00	-49,648,138.89
239950	B 0 06-06-19	912796RS0	1000	06/06/19	02/27/19	PURC	.000	2.401	50,000,000.00	49,672,062.50	0.00	-49,672,062.50
239952	B 0 06-06-19	912796RS0	1000	06/06/19	02/27/19	PURC	.000	2.401	50,000,000.00	49,672,062.50	0.00	-49,672,062.50
PURC							.000	2.383	1,650,000,000.00	1,641,149,107.23	0.00	-1,641,149,107.23
Inv Type: 6000 GOVT-US-ACT/360-ZERO-Z							.000	2.383	1,650,000,000.00	1,641,149,107.23	0.00	-1,641,149,107.23
<b>Subtotal</b>							1.292	2.304	7,704,726,599.74	7,695,715,401.43	0.00	-7,695,715,401.43
<b>Fund: 1010 REG INVESTMENT ACCT-CORE</b>												
239782	FHLB 2.74 02-08-24	3130AFUK1	1010	02/08/24	02/12/19	PURC	2.740	2.749	5,000,000.00	4,998,000.00	1,522.22	-4,999,522.22
239795	FHLB 2.7 05-26-23	3130AFW52	1010	05/26/23	02/26/19	PURC	2.700	2.700	15,000,000.00	15,000,000.00	0.00	-15,000,000.00
PURC							2.710	2.712	20,000,000.00	19,998,000.00	1,522.22	-19,999,522.22
Inv Type: 5320 FHLB-GOVT-US-30/360-FXD-S							2.710	2.712	20,000,000.00	19,998,000.00	1,522.22	-19,999,522.22
239605	FHLMC 2.93 05-12-23	3134GSW68	1010	05/12/23	02/12/19	PURC	2.930	2.930	10,000,000.00	10,000,000.00	0.00	-10,000,000.00
239672	FHLMC 3.03 02-14-24	3134GSW35	1010	02/14/24	02/14/19	PURC	3.030	3.030	8,000,000.00	8,000,000.00	0.00	-8,000,000.00
239885	FHLMC 2.71 11-28-23	3134GS3U7	1010	11/28/23	02/28/19	PURC	2.710	2.710	10,000,000.00	10,000,000.00	0.00	-10,000,000.00
PURC							2.880	2.880	28,000,000.00	28,000,000.00	0.00	-28,000,000.00
Inv Type: 5370 FHLMC-GOVT-US-30/360-FXD-S							2.880	2.880	28,000,000.00	28,000,000.00	0.00	-28,000,000.00
<b>Subtotal</b>							2.809	2.810	48,000,000.00	47,998,000.00	1,522.22	-47,999,522.22
<b>Fund: 1020 REG INVESTMENT ACCT-LT TSY</b>												
207633	KEYBANK - INVESTMEN	MMNOW0170	1020	03/01/19	02/01/19	PURC	.000	1.450	29,875,057.41	29,875,057.41	0.00	-29,875,057.41
207633	KEYBANK - INVESTMEN	MMNOW0170	1020	03/01/19	02/04/19	PURC	.000	1.450	10,068,428.89	10,068,428.89	0.00	-10,068,428.89
207633	KEYBANK - INVESTMEN	MMNOW0170	1020	03/01/19	02/06/19	PURC	.000	1.450	132,500.00	132,500.00	0.00	-132,500.00
207633	KEYBANK - INVESTMEN	MMNOW0170	1020	03/01/19	02/07/19	PURC	.000	1.450	316,600.00	316,600.00	0.00	-316,600.00
207633	KEYBANK - INVESTMEN	MMNOW0170	1020	03/01/19	02/08/19	PURC	.000	1.450	288,625.00	288,625.00	0.00	-288,625.00
207633	KEYBANK - INVESTMEN	MMNOW0170	1020	03/01/19	02/11/19	PURC	.000	1.450	1,335,780.27	1,335,780.27	0.00	-1,335,780.27



# Ratification Report

From Date: 2/1/2019 To Date: 2/28/2019

Date Basis: Settlement

Run: 03/05/2019 11:23:28 AM

By: Michael Lotko

State of Ohio - Prod

Inv. No.	Description	CUSIP	Fund	Maturity	Settle	TXN Type	Coupon	Yield	Par Value	Book Value	Purchase Interest	Settlement
207633	KEYBANK - INVESTMEN	MMNOW0170	1020	03/01/19	02/15/19	PURC	.000	1.450	20,641,911.49	20,641,911.49	0.00	-20,641,911.49
207633	KEYBANK - INVESTMEN	MMNOW0170	1020	03/01/19	02/19/19	PURC	.000	1.450	22,972,512.50	22,972,512.50	0.00	-22,972,512.50
207633	KEYBANK - INVESTMEN	MMNOW0170	1020	03/01/19	02/21/19	PURC	.000	1.450	10,050,126.14	10,050,126.14	0.00	-10,050,126.14
207633	KEYBANK - INVESTMEN	MMNOW0170	1020	03/01/19	02/22/19	PURC	.000	1.450	17,757,141.28	17,757,141.28	0.00	-17,757,141.28
207633	KEYBANK - INVESTMEN	MMNOW0170	1020	03/01/19	02/25/19	PURC	.000	1.450	738,434.72	738,434.72	0.00	-738,434.72
207633	KEYBANK - INVESTMEN	MMNOW0170	1020	03/01/19	02/28/19	PURC	.000	1.450	17,304,875.00	17,304,875.00	0.00	-17,304,875.00
PURC							.000	1.450	131,481,992.70	131,481,992.70	0.00	-131,481,992.70
Inv Type: 5644 MONEY MARKET NOW ACCT							.000	1.450	131,481,992.70	131,481,992.70	0.00	-131,481,992.70
174457	STAR OHIO 63942	63942	1020	03/01/19	02/05/19	PURC	2.551	2.551	50,000,000.00	50,000,000.00	0.00	-50,000,000.00
PURC							2.551	2.551	50,000,000.00	50,000,000.00	0.00	-50,000,000.00
Inv Type: 5791 STAR OHIO - CASH ACCT							2.551	2.551	50,000,000.00	50,000,000.00	0.00	-50,000,000.00
<b>Subtotal</b>							.703	1.753	181,481,992.70	181,481,992.70	0.00	-181,481,992.70
<b>Fund: 1030 REG INVESTMENT ACCT-LT CORP</b>												
239806	MMM 3 1-4 02-14-24	88579YBB6	1030	02/14/24	02/15/19	PURC	3.250	2.977	5,000,000.00	5,062,050.00	451.39	-5,062,501.39
239886	MMM 3 1-4 02-14-24	88579YBB6	1030	02/14/24	02/25/19	PURC	3.250	2.918	5,000,000.00	5,075,100.00	4,965.28	-5,080,065.28
PURC							3.250	2.948	10,000,000.00	10,137,150.00	5,416.67	-10,142,566.67
Inv Type: 5121 CORP-US-30/360-FXD-S							3.250	2.948	10,000,000.00	10,137,150.00	5,416.67	-10,142,566.67
<b>Subtotal</b>							3.250	2.948	10,000,000.00	10,137,150.00	5,416.67	-10,142,566.67
<b>Fund: 2000 OH LOTTERY COMM-STRUCTURED</b>												
146173	STAR OHIO 27044	27044	2000	03/01/19	02/01/19	PURC	2.530	2.530	7,000,000.00	7,000,000.00	0.00	-7,000,000.00
PURC							2.530	2.530	7,000,000.00	7,000,000.00	0.00	-7,000,000.00
Inv Type: 5791 STAR OHIO - CASH ACCT							2.530	2.530	7,000,000.00	7,000,000.00	0.00	-7,000,000.00
<b>Subtotal</b>							2.530	2.530	7,000,000.00	7,000,000.00	0.00	-7,000,000.00
<b>Fund: 3000 BID OHIO</b>												
239725	BID OHIO	LD19B0502	3000	08/07/19	02/06/19	PURC	2.500	2.500	1,000,000.00	1,000,000.00	0.00	-1,000,000.00
239726	BID OHIO	LD19B0494	3000	08/07/19	02/06/19	PURC	2.500	2.500	3,000,000.00	3,000,000.00	0.00	-3,000,000.00
239727	BID OHIO	LD19B0510	3000	08/07/19	02/06/19	PURC	2.500	2.500	5,000,000.00	5,000,000.00	0.00	-5,000,000.00
239850	BID OHIO	LD19B0528	3000	05/22/19	02/20/19	PURC	2.450	2.450	1,000,000.00	1,000,000.00	0.00	-1,000,000.00



# Ratification Report

From Date: 2/1/2019 To Date: 2/28/2019

Date Basis: Settlement

Run: 03/05/2019 11:23:28 AM

By: Michael Lotko

State of Ohio - Prod

Inv. No.	Description	CUSIP	Fund	Maturity	Settle	TXN Type	Coupon	Yield	Par Value	Book Value	Purchase Interest	Settlement
239851	BID OHIO	LD19B0536	3000	05/22/19	02/20/19	PURC	2.450	2.450	1,500,000.00	1,500,000.00	0.00	-1,500,000.00
PURC							2.489	2.489	11,500,000.00	11,500,000.00	0.00	-11,500,000.00
Inv Type: 6103 SPRJ-BIDOHIO							2.489	2.489	11,500,000.00	11,500,000.00	0.00	-11,500,000.00
<b>Subtotal</b>							2.489	2.489	11,500,000.00	11,500,000.00	0.00	-11,500,000.00
<b>Fund: 3030 ECO LINK</b>												
239914	THOMAS AND JENNIF	EC1901031	3030	02/25/21	02/25/19	PURC	2.250	2.250	84,238.80	84,238.80	0.00	-84,238.80
239915	JEREMY FRANCIS	EC1901049	3030	02/25/21	02/25/19	PURC	2.250	2.250	333,060.00	333,060.00	0.00	-333,060.00
239916	DARIN WEST	EC1901056	3030	02/25/21	02/25/19	PURC	2.250	2.250	185,000.00	185,000.00	0.00	-185,000.00
239917	JAMES AND TAMMY L	EC1901064	3030	02/25/21	02/25/19	PURC	2.250	2.250	125,000.00	125,000.00	0.00	-125,000.00
239918	RODNEY NORMAN	EC1901072	3030	02/25/21	02/25/19	PURC	2.250	2.250	209,790.00	209,790.00	0.00	-209,790.00
239919	TIMOTHY MCGRATH	EC1901080	3030	02/25/21	02/25/19	PURC	2.250	2.250	167,862.00	167,862.00	0.00	-167,862.00
239955	GEORGE MIHALACHI	EC1901148	3030	02/26/21	02/27/19	PURC	2.250	2.250	350,000.00	350,000.00	0.00	-350,000.00
239956	CHRISTOPHER J AND	EC1901130	3030	02/26/21	02/27/19	PURC	2.250	2.250	60,000.00	60,000.00	0.00	-60,000.00
239957	DARRYL MCGINTY	EC1901122	3030	02/26/21	02/27/19	PURC	2.250	2.250	30,972.00	30,972.00	0.00	-30,972.00
239958	ROBERT MILLER	EC1901114	3030	02/26/21	02/27/19	PURC	2.250	2.250	350,000.00	350,000.00	0.00	-350,000.00
239959	HOWARD HEVEKER	EC1901106	3030	02/26/21	02/27/19	PURC	2.250	2.250	44,285.00	44,285.00	0.00	-44,285.00
239960	BRADLEY ROMER	EC1901098	3030	02/26/21	02/27/19	PURC	2.250	2.250	182,500.85	182,500.85	0.00	-182,500.85
PURC							2.250	2.250	2,122,708.65	2,122,708.65	0.00	-2,122,708.65
Inv Type: 6113 SPRJ-ECO-LINK							2.250	2.250	2,122,708.65	2,122,708.65	0.00	-2,122,708.65
<b>Subtotal</b>							2.250	2.250	2,122,708.65	2,122,708.65	0.00	-2,122,708.65
<b>Fund: 3050 GROW NOW</b>												
239698	THE RIDGE INN	LD1900447	3050	02/04/21	02/04/19	PURC	2.250	2.250	235,723.52	235,723.52	0.00	-235,723.52
239783	NAILS 90 SPA LLC	LD1900454	3050	02/11/21	02/11/19	PURC	2.250	2.250	186,752.96	186,752.96	0.00	-186,752.96
239822	B E DAVIS TRUCKING	LD1900462	3050	02/12/21	02/14/19	PURC	2.250	2.250	270,000.00	270,000.00	0.00	-270,000.00
239823	B E DAVIS TRUCKING	LD1900470	3050	02/12/21	02/14/19	PURC	2.250	2.250	101,283.50	101,283.50	0.00	-101,283.50
239899	JA MCMAHON INC	LD1900488	3050	02/22/21	02/22/19	PURC	2.250	2.250	400,000.00	400,000.00	0.00	-400,000.00
239900	SADLER CORPORATI	LD1900496	3050	02/22/21	02/22/19	PURC	2.250	2.250	60,112.97	60,112.97	0.00	-60,112.97
PURC							2.250	2.250	1,253,872.95	1,253,872.95	0.00	-1,253,872.95
Inv Type: 6116 SPRJ-GROWNOW INT @ MATURITY							2.250	2.250	1,253,872.95	1,253,872.95	0.00	-1,253,872.95
<b>Subtotal</b>							2.250	2.250	1,253,872.95	1,253,872.95	0.00	-1,253,872.95
Grand Total		Count 145					1.293	2.296	7,966,085,174.04	7,957,209,125.73	6,938.89	-7,957,216,064.62