

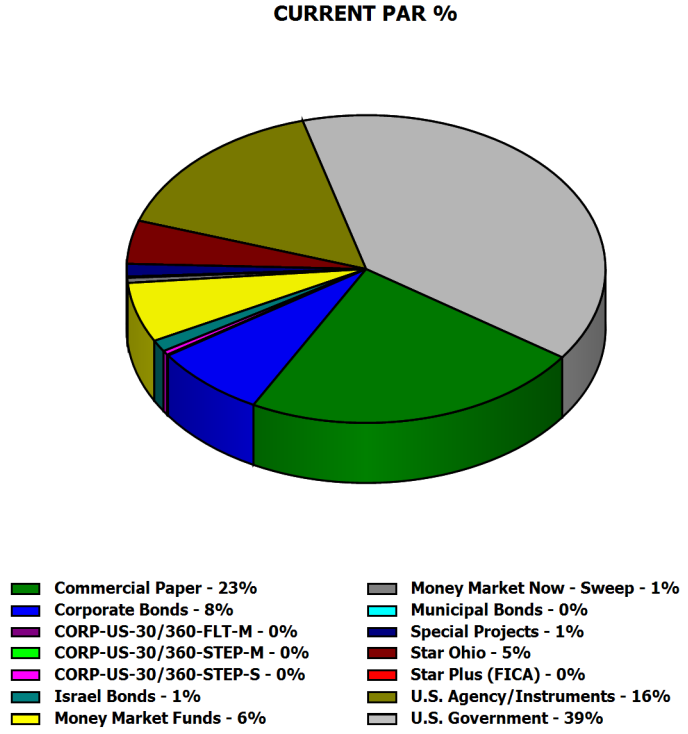
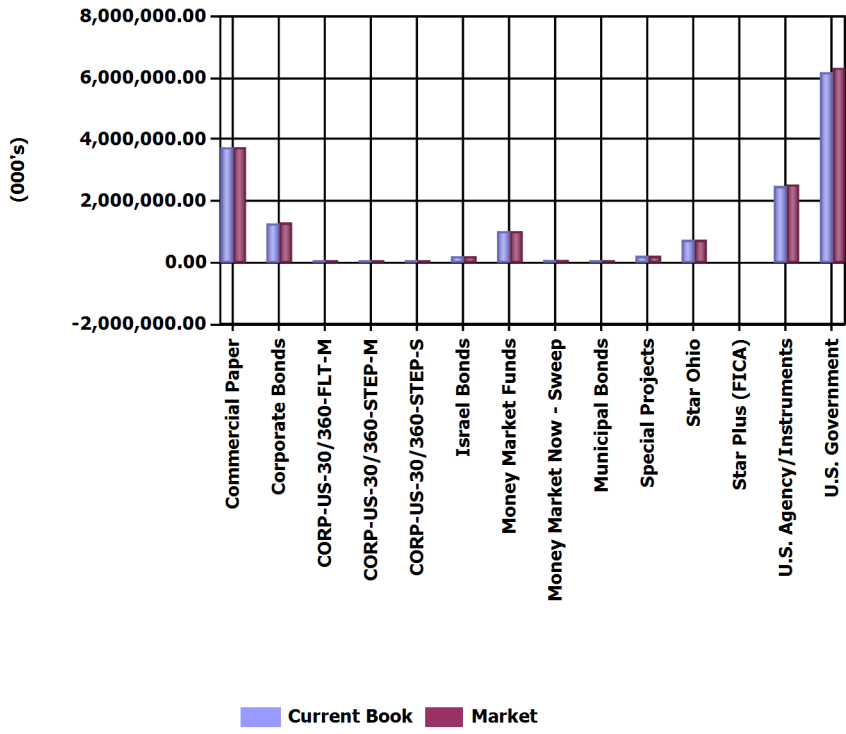


Run Date: 5/5/2021 10:19:51 AM

Investments Outstanding As Of Date: 4/30/2021

Assets (000's)	Current Par	Current Book	Current Market	Mkt/ Cur Book	Yield	WAL (Yr)	Mat (Yr)
Commercial Paper	3,751,338,726.98	3,748,125,189.04	3,750,312,310.39	100.06 %	0.16 %	.248	.248
Corporate Bonds	1,252,615,000.00	1,277,198,806.45	1,298,604,378.54	101.68 %	1.85 %	2.046	2.214
CORP-US-30/360-FLT-M	10,000,000.00	10,000,000.00	9,560,000.00	95.60 %	2.05 %	.395	.395
CORP-US-30/360-STEP-M	8,000,000.00	8,000,000.00	7,909,920.00	98.87 %	1.00 %	.214	3.216
CORP-US-30/360-STEP-S	71,431,000.00	71,513,211.39	71,396,106.28	99.84 %	1.80 %	1.225	3.678
Israel Bonds	200,000,000.00	200,000,000.00	200,067,330.00	100.03 %	2.28 %	2.649	2.649
Money Market Funds	1,020,555,626.29	1,020,555,626.29	1,020,555,626.29	100.00 %	0.14 %	.003	.003
Money Market Now - Sweep	86,509,873.14	86,509,873.14	86,509,873.14	100.00 %	0.01 %	.003	.003
Municipal Bonds	20,170,000.00	20,170,000.00	20,469,672.55	101.49 %	1.81 %	2.530	2.530
Special Projects	216,012,882.51	216,012,882.51	216,012,882.51	100.00 %	0.14 %	.552	.552
Star Ohio	739,870,044.52	739,870,044.52	739,870,044.52	100.00 %	0.08 %	.003	.003
Star Plus (FICA)	0.00	0.00	0.00	0.00 %	0.00 %	.000	.000
U.S. Agency/Instruments	2,542,363,000.00	2,486,969,261.22	2,534,661,807.75	101.92 %	0.78 %	.969	3.636
U.S. Government	6,340,212,500.00	6,199,450,651.72	6,328,511,476.66	102.08 %	0.60 %	1.531	1.531
<b>Totals (000's):</b>	<b>16,259,078,653.44</b>	<b>16,084,375,546.28</b>	<b>16,284,441,428.63</b>	<b>101.24 %</b>	<b>0.59 %</b>	<b>1.012</b>	<b>1.455</b>

PORTFOLIO ALLOCATION



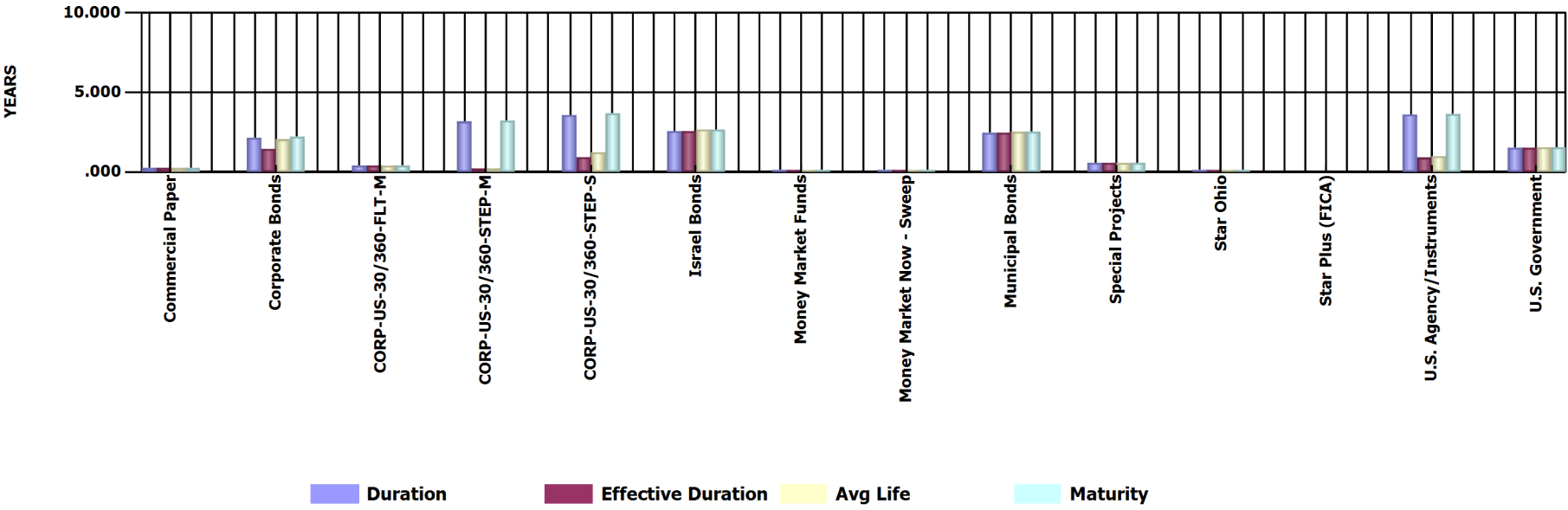


Run Date: 5/5/2021 10:19:51 AM

Investments Outstanding As Of Date: 4/30/2021

MATURITY ANALYSIS

Assets (000's)	Current Par	Duration (Yr)	Effective Duration (Yr)	WAL (Yr)	Mat (Yr)
Commercial Paper	3,751,338.73	.248	.248	.248	.248
Corporate Bonds	1,252,615.00	2.137	1.424	2.046	2.214
CORP-US-30/360-FLT-M	10,000.00	.389	.389	.395	.395
CORP-US-30/360-STEP-M	8,000.00	3.163	.197	.214	3.216
CORP-US-30/360-STEP-S	71,431.00	3.561	.910	1.225	3.678
Israel Bonds	200,000.00	2.554	2.554	2.649	2.649
Money Market Funds	1,020,555.63	.003	.003	.003	.003
Money Market Now - Sweep	86,509.87	.003	.003	.003	.003
Municipal Bonds	20,170.00	2.462	2.462	2.530	2.530
Special Projects	216,012.88	.552	.552	.552	.552
Star Ohio	739,870.04	.003	.003	.003	.003
Star Plus (FICA)	0.00	.000	.000	.000	.000
U.S. Agency/Instruments	2,542,363.00	3.585	.895	.969	3.636
U.S. Government	6,340,212.50	1.515	1.515	1.531	1.531
<b>Totals (000's):</b>	<b>16,259,078.65</b>	<b>1.433</b>	<b>.944</b>	<b>1.012</b>	<b>1.455</b>



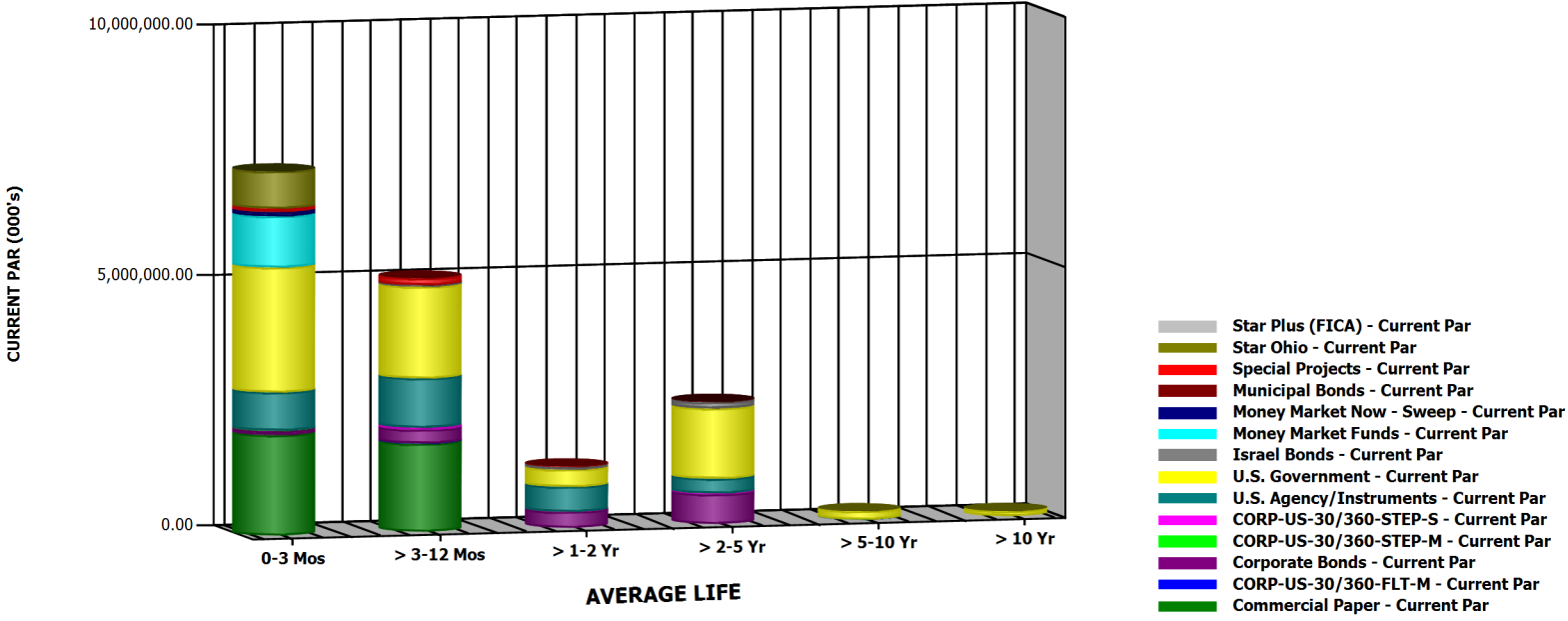


Run Date: 5/5/2021 10:19:51 AM

Investments Outstanding As Of Date: 4/30/2021

Current Par (000's)	0-3 Mos	> 3-12 Mos	> 1-2 Yr	> 2-5 Yr	> 5-10 Yr	> 10 Yr	Totals (000's)
Commercial Paper	2,001,338.73	1,750,000.00	0.00	0.00	0.00	0.00	3,751,338.73
Corporate Bonds	83,217.00	269,769.00	311,498.00	588,131.00	0.00	0.00	1,252,615.00
CORP-US-30/360-FLT-M	0.00	10,000.00	0.00	0.00	0.00	0.00	10,000.00
CORP-US-30/360-STEP-M	8,000.00	0.00	0.00	0.00	0.00	0.00	8,000.00
CORP-US-30/360-STEP-S	0.00	45,000.00	6,431.00	20,000.00	0.00	0.00	71,431.00
Israel Bonds	0.00	30,000.00	50,000.00	120,000.00	0.00	0.00	200,000.00
Money Market Funds	1,020,555.63	0.00	0.00	0.00	0.00	0.00	1,020,555.63
Money Market Now - Sweep	86,509.87	0.00	0.00	0.00	0.00	0.00	86,509.87
Municipal Bonds	0.00	4,985.00	4,665.00	10,520.00	0.00	0.00	20,170.00
Special Projects	69,386.76	135,030.87	11,595.25	0.00	0.00	0.00	216,012.88
Star Ohio	739,870.04	0.00	0.00	0.00	0.00	0.00	739,870.04
Star Plus (FICA)	0.00	0.00	0.00	0.00	0.00	0.00	0.00
U.S. Agency/Instruments	763,562.00	984,246.00	495,776.00	291,411.00	7,368.00	0.00	2,542,363.00
U.S. Government	2,495,714.00	1,828,122.25	343,687.25	1,406,358.75	166,933.25	99,397.00	6,340,212.50
Totals (000's):	7,268,154.04	5,057,153.12	1,223,652.50	2,436,420.75	174,301.25	99,397.00	16,259,078.65

AVERAGE LIFE DISTRIBUTION



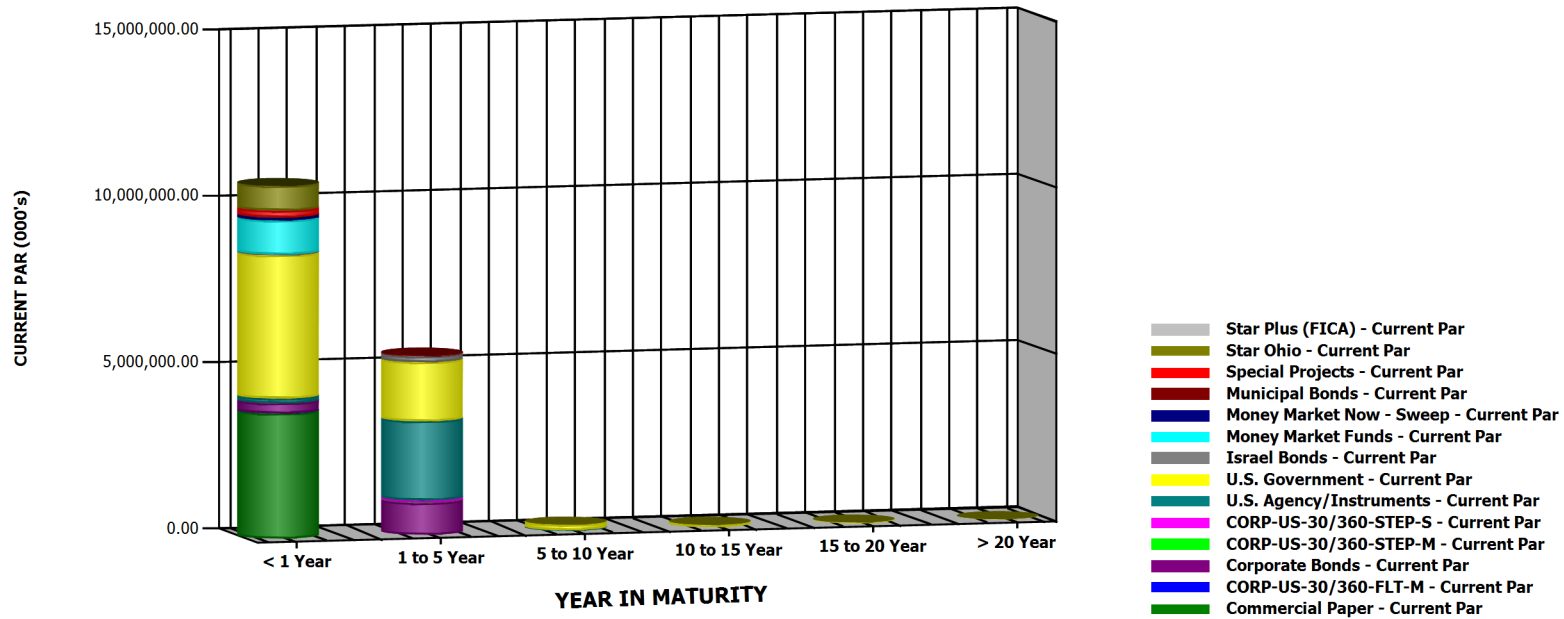


Run Date: 5/5/2021 10:19:51 AM

Investments Outstanding As Of Date: 4/30/2021

Current Par (000's)	< 1 Year	1 to 5 Year	5 to 10 Year	10 to 15 Year	15 to 20 Year	> 20 Year	Totals (000's)
Commercial Paper	3,751,338.73	0.00	0.00	0.00	0.00	0.00	3,751,338.73
Corporate Bonds	299,746.00	952,869.00	0.00	0.00	0.00	0.00	1,252,615.00
CORP-US-30/360-FLT-M	10,000.00	0.00	0.00	0.00	0.00	0.00	10,000.00
CORP-US-30/360-STEP-M	0.00	8,000.00	0.00	0.00	0.00	0.00	8,000.00
CORP-US-30/360-STEP-S	0.00	71,431.00	0.00	0.00	0.00	0.00	71,431.00
Israel Bonds	30,000.00	170,000.00	0.00	0.00	0.00	0.00	200,000.00
Money Market Funds	1,020,555.63	0.00	0.00	0.00	0.00	0.00	1,020,555.63
Money Market Now - Sweep	86,509.87	0.00	0.00	0.00	0.00	0.00	86,509.87
Municipal Bonds	4,985.00	15,185.00	0.00	0.00	0.00	0.00	20,170.00
Special Projects	204,417.63	11,595.25	0.00	0.00	0.00	0.00	216,012.88
Star Ohio	739,870.04	0.00	0.00	0.00	0.00	0.00	739,870.04
Star Plus (FICA)	0.00	0.00	0.00	0.00	0.00	0.00	0.00
U.S. Agency/Instruments	143,982.00	2,377,018.00	21,363.00	0.00	0.00	0.00	2,542,363.00
U.S. Government	4,298,836.25	1,775,046.00	166,933.25	69,444.00	22,708.00	7,245.00	6,340,212.50
Totals (000's):	10,590,241.15	5,381,144.25	188,296.25	69,444.00	22,708.00	7,245.00	16,259,078.65

MATURITY  
DISTRIBUTION



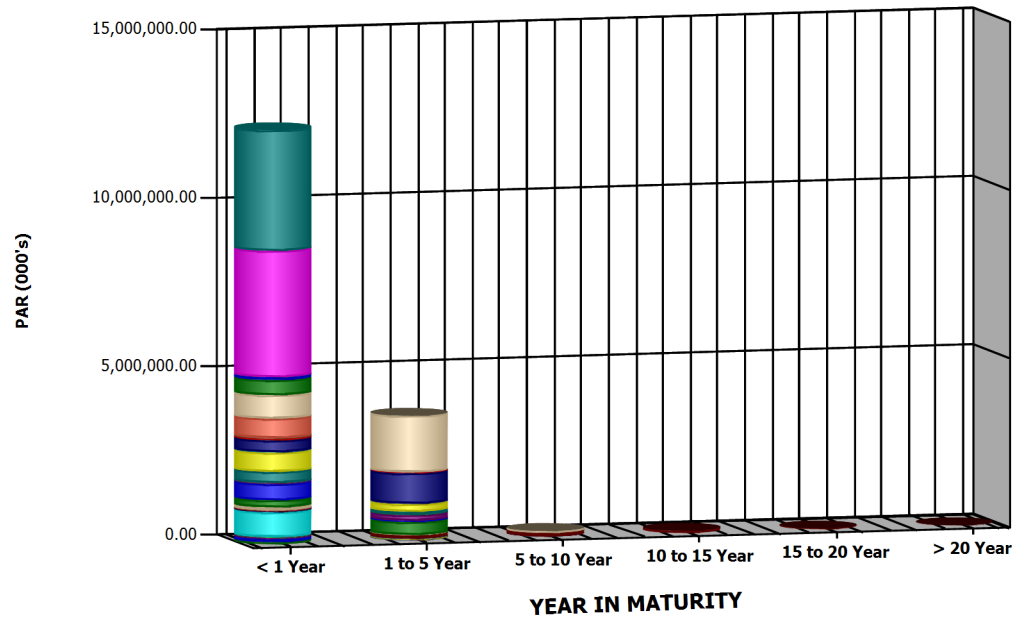


Run Date: 5/5/2021 10:19:51 AM

Investments Outstanding As Of Date: 4/30/2021

Par (000's)	< 1 Year	1 to 5 Year	5 to 10 Year	10 to 15 Year	15 to 20 Year	> 20 Year	Totals (000's)
Commercial Paper	3,751,338.73	0.00	0.00	0.00	0.00	0.00	3,751,338.73
Corporate Bonds	352,986.00	899,629.00	0.00	0.00	0.00	0.00	1,252,615.00
CORP-US-30/360-FLT-M	10,000.00	0.00	0.00	0.00	0.00	0.00	10,000.00
CORP-US-30/360-STEP-M	8,000.00	0.00	0.00	0.00	0.00	0.00	8,000.00
CORP-US-30/360-STEP-S	45,000.00	26,431.00	0.00	0.00	0.00	0.00	71,431.00
Israel Bonds	30,000.00	170,000.00	0.00	0.00	0.00	0.00	200,000.00
Money Market Funds	1,020,555.63	0.00	0.00	0.00	0.00	0.00	1,020,555.63
Money Market Now - Sweep	86,509.87	0.00	0.00	0.00	0.00	0.00	86,509.87
Municipal Bonds	4,985.00	15,185.00	0.00	0.00	0.00	0.00	20,170.00
Special Projects	204,417.63	11,595.25	0.00	0.00	0.00	0.00	216,012.88
Star Ohio	739,870.04	0.00	0.00	0.00	0.00	0.00	739,870.04
Star Plus (FICA)	0.00	0.00	0.00	0.00	0.00	0.00	0.00
U.S. Agency/Instruments	1,732,808.00	802,187.00	7,368.00	0.00	0.00	0.00	2,542,363.00
U.S. Government	4,298,836.25	1,775,046.00	166,933.25	69,444.00	22,708.00	7,245.00	6,340,212.50
Totals (000's):	12,285,307.15	3,700,073.25	174,301.25	69,444.00	22,708.00	7,245.00	16,259,078.65

CALL/MATURITY  
DISTRIBUTION



- GOVT-US-ACT/360-ZERO-Z - Par
- CP-DISC-US-ACT/360-ZERO-Z - Par
- COMMERCIAL PAPER - OPEN TERM - Par
- STAR OHIO-STAR PLUS(REINV DVD) - Par
- MONEY MARKET NOW - SWEEP ACCT - Par
- MONEY MARKET FUND - CASH ACCT - Par
- GOVT-US-ACT/ACT-FXD-S - Par
- MONEY MARKET NOW ACCT - Par
- CORP-US-30/360-STEP-M - Par
- CORP-US-ACT/360-FLT-Q - Par
- CORP-US-30/360-STEP-S - Par
- CORP-US-30/360-FLT-M - Par
- CORP-US-30/360-FXD-S - Par
- FFCB-GOVT-US-ACT/360-FLT-M - Par
- MUNI-US-30/360-FXD-S - Par
- FHLMC-GOVT-US-30/360-FXD-S - Par
- FFCB-GOVT-US-30/360-FXD-S - Par
- FHLMC-GOVT-US-30/360-STEP-S - Par
- ISRAEL-ACT/365-FLT-S - Par
- ISRAEL-ACT/365-FXD-S - Par
- FHLB-GOVT-US-30/360-FXD-S - Par
- FNMA-GOVT-US-30/360-FXD-S - Par
- FHLB-GOVT-US-30/360-STEP-S - Par
- FNMA-GOVT-US-30/360-STEP-S - Par
- SPRJ-RE-ENERGIZE INT @ 6 MONTH - Par
- SPRJ-RE-ENERGIZE INT @ MATURIT - Par
- RFCG-GOVT-US-ACT/ACT-ZERO-Z - Par
- GOVT-US-ACT/ACT-ZERO-Z - Par
- FHLMC-GOVT-ACT/360-ZERO-Z - Par
- STAR OHIO - CASH ACCT - Par
- FNMA-GOVT-US-30/360-ZERO-Z - Par
- TVA-US-ACT/360-ZERO-Z - Par
- FED-GOVT-US-30/360-FXD-S - Par
- SPRJ-LINKED DEPOSIT-SM BUS - Par
- SPRJ-GROWNOW INT @ MATURITY - Par
- SPRJ-ECO-LINK - Par
- SPRJ-BIDOHIO - Par
- SPRJ-AGLINK FIXED LINE OF CRED - Par





Run Date: 5/5/2021 10:19:51 AM

Investments Outstanding As Of Date: 4/30/2021

INVENTORY BY MATURITY REPORT

CUSIP	Investment #	Fund	Issuer	Purchase Date	Current Book	Current Rate	Maturity Date	Current Par	YTM	Days to Maturity
27044	146173	2000	STAR OHIO 27044	05/31/2015	5,301,734.12	.076	05/01/2021	5,301,734.12	.076	1
10010	154433	1000	STAR OHIO 10010	05/31/2015	596,195,093.64	.076	05/01/2021	596,195,093.64	.076	1
63942	174457	1020	STAR OHIO 63942	05/31/2015	138,373,216.76	.076	05/01/2021	138,373,216.76	.076	1
70933	182202	1010	STAR OHIO 70933	05/31/2015	0.00	.076	05/01/2021	0.00	.076	1
38141W273	184539	1000	GOLDMAN SACHS FIN SQ GOV	05/31/2015	204,565,104.97	.010	05/01/2021	204,565,104.97	.010	1
NOWSW3006	193190	1000	NOW ACCT-SWEEP ACCT-300	05/31/2015	86,509,873.14	.010	05/01/2021	86,509,873.14	.010	1
MMNOW0170	207633	1020	KEYBANK - INVESTMENT MAT	05/31/2015	46,336,242.32	.000	05/01/2021	46,336,242.32	1.450	1
825252885	213723	1000	INVESCO GOVT & AGENCY PO	05/31/2015	236,751,476.47	.030	05/01/2021	236,751,476.47	.030	1
52470G791	216151	1000	WESTERN ASSET INST GOVT	05/31/2015	2,746,248.80	.010	05/01/2021	2,746,248.80	.010	1
PLUS30026	216345	1000	STAR OHIO - 10010	05/31/2015	0.00	.240	05/01/2021	0.00	.240	1
CITZMMKT3	229092	1000	CITIZENS INTEREST BEARING	01/09/2017	157,596,742.36	.120	05/01/2021	157,596,742.36	.120	1
OPNCP8020	236848	1000	US BANK - OPEN CP	05/21/2018	1,338,726.98	.005	05/01/2021	1,338,726.98	.005	1
KEYBMMKT0	238506	1000	KEYBANK STRATEGIC DEPOSI	10/05/2018	200,704,111.05	.150	05/01/2021	200,704,111.05	.150	1
WTFBMMKT5	245817	1000	Waterford Negotiated Deposit	05/08/2020	21,741,550.85	.050	05/01/2021	21,741,550.85	.050	1
HUNTMMKT1	245818	1000	HUNTINGTON NEGOTIATED D	05/08/2020	25,011,563.93	.100	05/01/2021	25,011,563.93	.100	1
HUNTMMKT1	246013	1000	HUNTINGTON DEPOSIT	06/05/2020	100,099,660.92	.100	05/01/2021	100,099,660.92	.100	1
CORTMMKT6	246407	1000	CORTLAND NEGOTIATED DEP	07/24/2020	0.00	.020	05/01/2021	0.00	.020	1
PNCBMMKT9	246515	1000	PNC BANK NEGOTIATED DEPO	08/07/2020	0.00	.020	05/01/2021	0.00	.020	1
PREBMMKT8	246886	1000	PREMIER BANK	09/25/2020	25,002,924.62	.020	05/01/2021	25,002,924.62	.020	1
AXOSMMKT3	248038	1000	AXOS NEGOTIATED DEPOSIT	12/30/2020	0.00	.150	05/01/2021	0.00	.150	1
912796F79	248389	1000	CMB 0 05-04-21	01/26/2021	49,990,472.22	.000	05/04/2021	50,000,000.00	.070	4
LD21B0185	247364	3000	GREENVILLE FED BID OHIO 6	11/04/2020	2,000,000.00	.080	05/05/2021	2,000,000.00	.080	5
30229AS59	249000	1000	XON 0 05-05-21	03/02/2021	49,992,888.89	.000	05/05/2021	50,000,000.00	.080	5
037833AR1	228776	1030	AAPL 2.85 05-06-21	12/05/2016	3,171,018.30	2.850	05/06/2021	3,097,000.00	2.278	6
3135G0K69	228799	1010	FNMA 1 1-4 05-06-21	12/05/2016	9,762,300.00	1.250	05/06/2021	10,000,000.00	1.812	6
9127965A3	247312	1000	WIB 05-06-21	11/05/2020	49,973,458.33	.000	05/06/2021	50,000,000.00	.105	6



Run Date: 5/5/2021 10:19:51 AM

Investments Outstanding As Of Date: 4/30/2021

INVENTORY BY MATURITY REPORT

CUSIP	Investment #	Fund	Issuer	Purchase Date	Current Book	Current Rate	Maturity Date	Current Par	YTM	Days to Maturity
9127965A3	247352	1000	B 0 05-06-21	11/05/2020	49,973,458.33	.000	05/06/2021	50,000,000.00	.105	6
89233GS64	247714	1000	TOYCC 0 05-06-21	12/03/2020	24,978,611.11	.000	05/06/2021	25,000,000.00	.200	6
86563GS60	248073	1000	SUMTNY CP 0 05-06-21	01/05/2021	24,984,034.72	.000	05/06/2021	25,000,000.00	.190	6
9127965A3	248388	1000	B 05-06-21	01/26/2021	49,989,583.33	.000	05/06/2021	50,000,000.00	.075	6
60689FS66	248402	1000	MIZUNY CP 0 05-06-21	01/26/2021	24,990,277.78	.000	05/06/2021	25,000,000.00	.140	6
06366GS67	248546	1000	BMOCHI 0 05-06-21	02/03/2021	49,983,388.89	.000	05/06/2021	50,000,000.00	.130	6
89116ES61	248577	1000	TDHUSA CP 0 05-06-21	02/05/2021	49,990,000.00	.000	05/06/2021	50,000,000.00	.080	6
30229AS75	247061	1000	XON CP 0 05-07-21	10/13/2020	24,975,680.56	.000	05/07/2021	25,000,000.00	.170	7
912796F87	247770	1000	CMB 0 05-11-21	12/09/2020	24,991,500.00	.000	05/11/2021	25,000,000.00	.080	11
0347M2SB3	250070	1000	ANGLES CP 05-11-21	04/26/2021	24,999,062.50	.000	05/11/2021	25,000,000.00	.090	11
912796A25	247402	1000	WIB 05-13-21	11/12/2020	49,974,722.00	.000	05/13/2021	50,000,000.00	.100	13
86563GSD5	248057	1000	SUMTNY CP 0 05-13-21	01/04/2021	24,983,875.00	.000	05/13/2021	25,000,000.00	.180	13
912796A25	248267	1000	B 05-13-21	01/19/2021	49,987,333.33	.000	05/13/2021	50,000,000.00	.080	13
912796A25	248285	1000	B 0 05-13-21	01/20/2021	49,987,758.33	.000	05/13/2021	50,000,000.00	.078	13
912796A25	248286	1000	B 05-13-21	01/20/2021	49,988,621.50	.000	05/13/2021	50,000,000.00	.073	13
62479LSD8	248331	1000	MUFGBK 0 05-13-21	01/21/2021	24,990,666.75	.000	05/13/2021	25,000,000.00	.120	13
31358C7V2	178652	2000	FNMA STRIP	10/27/2006	2,283,419.60	.000	05/15/2021	4,895,000.00	5.309	15
912833LDO	181167	2000	US TREASURY STRIP	05/31/2007	24,490.50	.000	05/15/2021	50,000.00	5.180	15
912833LDO	181415	2000	US TREASURY STRIP	06/26/2007	23,777.50	.000	05/15/2021	50,000.00	5.425	15
912833LDO	181556	2000	US TREASURY STRIP	07/06/2007	24,218.50	.000	05/15/2021	50,000.00	5.300	15
912833LDO	181862	2000	US TREASURY STRIP	07/30/2007	49,258.00	.000	05/15/2021	100,000.00	5.200	15
912833LDO	182552	2000	US TREASURY STRIP	09/25/2007	50,030.00	.000	05/15/2021	100,000.00	5.143	15
912833LDO	186334	2010	US TREASURY STRIP	05/22/2008	4,162,709.74	.000	05/15/2021	7,538,000.00	4.627	15
912833LDO	186420	2000	US TREASURY STRIP	05/27/2008	27,829.00	.000	05/15/2021	50,000.00	4.570	15
912833LDO	186665	2000	US TREASURY STRIP	06/09/2008	13,735.75	.000	05/15/2021	25,000.00	4.685	15
912833LDO	187228	2000	US TREASURY STRIP	07/11/2008	5,596.70	.000	05/15/2021	10,000.00	4.570	15
912833LDO	192216	2000	US TREASURY STRIP	05/13/2009	90,420.00	.000	05/15/2021	150,000.00	4.261	15
912833LDO	193235	2000	US TREASURY STRIP	08/18/2009	29,674.86	.000	05/15/2021	50,000.00	4.493	15
912833LDO	197100	2000	US TREASURY STRIP	05/11/2010	196,327.15	.000	05/15/2021	306,000.00	4.071	15
912833LDO	197195	2000	US TREASURY STRIP	05/14/2010	16,078.75	.000	05/15/2021	25,000.00	4.052	15
912833LDO	198375	2000	US TREASURY STRIP	06/30/2010	34,237.00	.000	05/15/2021	50,000.00	3.513	15
912833LDO	198701	2000	US TREASURY STRIP	07/13/2010	68,000.00	.000	05/15/2021	100,000.00	3.590	15
912833LDO	205475	2000	US TREASURY STRIP	05/09/2011	70,191.00	.000	05/15/2021	100,000.00	3.565	15



Run Date: 5/5/2021 10:19:51 AM

Investments Outstanding As Of Date: 4/30/2021

INVENTORY BY MATURITY REPORT

CUSIP	Investment #	Fund	Issuer	Purchase Date	Current Book	Current Rate	Maturity Date	Current Par	YTM	Days to Maturity
912833LDO	206120	2000	US TREASURY STRIP	06/13/2011	72,981.00	.000	05/15/2021	100,000.00	3.200	15
912833LDO	206334	2000	US TREASURY STRIP	06/23/2011	36,345.00	.000	05/15/2021	50,000.00	3.250	15
912833LDO	206372	2000	US TREASURY STRIP	06/27/2011	36,334.50	.000	05/15/2021	50,000.00	3.257	15
912833LDO	210179	2000	US TREASURY STRIP	05/16/2012	42,577.50	.000	05/15/2021	50,000.00	1.794	15
912833LDO	210394	2000	US TREASURY STRIP	06/06/2012	44,089.50	.000	05/15/2021	50,000.00	1.412	15
912833LDO	210600	2000	US TREASURY STRIP	06/25/2012	43,385.50	.000	05/15/2021	50,000.00	1.603	15
912833LDO	214704	2000	US TREASURY STRIP	06/17/2013	43,053.00	.000	05/15/2021	50,000.00	1.900	15
912833LDO	218183	2000	US TREASURY STRIP	06/26/2014	42,831.50	.000	05/15/2021	50,000.00	2.260	15
912833LDO	218209	2000	US TREASURY STRIP	06/27/2014	42,770.00	.000	05/15/2021	50,000.00	2.282	15
912833LDO	218579	2000	US TREASURY STRIP	07/31/2014	43,111.00	.000	05/15/2021	50,000.00	2.195	15
912833LDO	222623	2000	US TREASURY STRIP	05/21/2015	223,615.00	.000	05/15/2021	250,000.00	1.873	15
912833LDO	226886	2000	US TREASURY STRI ZERO-% 5	05/26/2016	111,685.20	.000	05/15/2021	120,000.00	1.450	15
912833LDO	227313	2000	US TREASURY STRI ZERO-% 5	07/15/2016	47,474.50	.000	05/15/2021	50,000.00	1.075	15
912833LDO	227497	2000	US TREASURY STRI ZERO-% 5	07/29/2016	37,859.60	.000	05/15/2021	40,000.00	1.150	15
912833LDO	227668	2000	US TREASURY STRI ZERO-% 5	08/12/2016	94,623.00	.000	05/15/2021	100,000.00	1.165	15
912833LDO	231303	2000	S O 05-15-21	05/11/2017	37,187.60	.000	05/15/2021	40,000.00	1.826	15
912833LDO	231585	2000	S O 05-15-21	06/02/2017	37,412.00	.000	05/15/2021	40,000.00	1.700	15
9128284P2	236992	1020	T 2 5-8 05-15-21	06/08/2018	14,987,109.38	2.625	05/15/2021	15,000,000.00	2.655	15
912833LDO	237030	2000	S O 05-15-21	06/14/2018	37,020.40	.000	05/15/2021	40,000.00	2.670	15
912833LDO	237315	2000	S O 05-15-21	07/06/2018	37,113.20	.000	05/15/2021	40,000.00	2.638	15
912833LDO	237408	2000	S O 05-15-21	07/12/2018	37,084.40	.000	05/15/2021	40,000.00	2.680	15
912833LDO	241254	2000	S O 05-15-21	05/09/2019	38,204.80	.000	05/15/2021	40,000.00	2.290	15
912833LDO	241678	2000	S O 05-15-21	06/21/2019	38,596.80	.000	05/15/2021	40,000.00	1.889	15
912833LDO	241903	2000	S O 05-15-21	07/11/2019	38,586.00	.000	05/15/2021	40,000.00	1.960	15
912833LDO	242047	2000	S O 05-15-21	07/22/2019	241,575.00	.000	05/15/2021	250,000.00	1.897	15
912833LDO	242097	2000	S O 05-15-21	07/26/2019	38,701.20	.000	05/15/2021	40,000.00	1.838	15
912833LDO	245843	2000	S O 05-15-21	05/18/2020	39,963.20	.000	05/15/2021	40,000.00	.093	15
912833LDO	246023	2000	S O 05-15-21	06/12/2020	39,946.40	.000	05/15/2021	40,000.00	.145	15
912833LDO	246085	2000	S O 05-15-21	06/19/2020	39,949.20	.000	05/15/2021	40,000.00	.140	15
912833LDO	246248	2000	S O 05-15-21	07/16/2020	39,960.00	.000	05/15/2021	40,000.00	.120	15
912833LDO	246258	2000	S O 05-15-21	07/16/2020	39,960.00	.000	05/15/2021	40,000.00	.120	15
912833LDO	246313	2000	S O 05-15-21	07/20/2020	39,967.20	.000	05/15/2021	40,000.00	.100	15
166764BG4	229491	1030	CVX 2.1 05-16-21	02/09/2017	12,151,448.20	2.100	05/16/2021	12,245,000.00	2.288	16



Run Date: 5/5/2021 10:19:51 AM

Investments Outstanding As Of Date: 4/30/2021

INVENTORY BY MATURITY REPORT

CUSIP	Investment #	Fund	Issuer	Purchase Date	Current Book	Current Rate	Maturity Date	Current Par	YTM	Days to Maturity
14913Q2W8	244668	1030	CAT 2.65 05-17-21 I	03/12/2020	11,597,010.00	2.650	05/17/2021	11,420,000.00	1.322	17
89236TBJ3	245800	1030	TOYOTA 2 3-4 05-17-21 MTn	05/05/2020	5,080,800.00	2.750	05/17/2021	5,000,000.00	1.172	17
30229ASH3	249035	1000	XON CP 0 05-17-21	03/04/2021	24,996,916.67	.000	05/17/2021	25,000,000.00	.060	17
30229ASH3	249036	1000	XON CP 0 05-17-21	03/04/2021	24,996,916.67	.000	05/17/2021	25,000,000.00	.060	17
912796F95	248033	1000	CMB 0 05-18-21	12/30/2020	49,981,659.72	.000	05/18/2021	50,000,000.00	.095	18
912796F95	248387	1000	CMB 0 05-18-21	01/26/2021	49,987,555.56	.000	05/18/2021	50,000,000.00	.080	18
458140AW0	226807	1030	INTEL CORP 1.700 5-19-21	05/19/2016	9,988,500.00	1.700	05/19/2021	10,000,000.00	1.724	19
LD21B0292	248741	3000	AXOS BANK BID OHIO 3 MO	02/17/2021	10,000,000.00	.040	05/19/2021	10,000,000.00	.040	19
9127962Y4	247603	1000	B 05-20-21	11/25/2020	49,981,666.67	.000	05/20/2021	50,000,000.00	.075	20
62479LSL0	247903	1000	MUFGBK 0 05-20-21	12/17/2020	24,979,680.56	.000	05/20/2021	25,000,000.00	.190	20
9127962Y4	248390	1000	B 05-20-21	01/26/2021	49,988,916.50	.000	05/20/2021	50,000,000.00	.070	20
62479LSL0	248401	1000	MUFGBK CP 0 05-20-21	01/26/2021	49,981,791.67	.000	05/20/2021	50,000,000.00	.115	20
89116ESL8	248578	1000	TDHUSA CP 0 05-20-21	02/05/2021	49,988,444.44	.000	05/20/2021	50,000,000.00	.080	20
0347M2SL1	250093	1000	ANGLES CP 05-20-21	04/27/2021	24,998,562.50	.000	05/20/2021	25,000,000.00	.090	20
LD1900579	241417	3050	CONCRETE CORING COMPANY	05/22/2019	35,920.29	2.250	05/21/2021	35,920.29	2.250	21
LD1900587	241441	3050	ENVIROSCAPE ERSN CNTRL M	05/23/2019	400,000.00	2.250	05/21/2021	400,000.00	2.250	21
62479LSM8	248330	1000	MUFGBK 0 05-21-21	01/21/2021	24,989,166.75	.000	05/21/2021	25,000,000.00	.130	21
LD1900595	241449	3050	GRUNDER LANDSCAPING CO	05/24/2019	109,757.00	2.250	05/24/2021	109,757.00	2.250	24
46640PSQ7	247962	1000	JPMSCC CP 0 05-24-21	12/22/2020	49,946,875.00	.000	05/24/2021	50,000,000.00	.250	24
0347M2SQ0	250050	1000	ANGLES CP 05-24-21	04/23/2021	49,996,125.00	.000	05/24/2021	50,000,000.00	.090	24
0347M2SQ0	250051	1000	ANGLES CP 05-24-21	04/23/2021	49,996,125.00	.000	05/24/2021	50,000,000.00	.090	24
912796G29	248061	1000	CMB 0 05-25-21	01/05/2021	49,983,472.22	.000	05/25/2021	50,000,000.00	.085	25
912796A33	247586	1000	B 0 05-27-21	11/27/2020	49,978,631.94	.000	05/27/2021	50,000,000.00	.085	27
86563GST0	247950	1000	SUMTNY 0 05-27-21	12/21/2020	49,952,027.78	.000	05/27/2021	50,000,000.00	.220	27
89116EST1	248693	1000	TDHUSA 0 05-27-21	02/16/2021	24,994,444.44	.000	05/27/2021	25,000,000.00	.080	27
LD1900603	241473	3050	JP MOHLER LLC	05/29/2019	413,944.80	2.250	05/28/2021	413,944.80	2.250	28
LD1900611	241500	3050	WRIGHT TIRE AND AUTO LLC	05/30/2019	400,000.00	1.490	05/28/2021	400,000.00	1.490	28
EC1901494	241501	3030	MARK KUCALABA	05/30/2019	350,000.00	2.250	05/28/2021	350,000.00	2.250	28
EC1901502	241502	3030	ERICA AND JOEL JORDAN	05/30/2019	160,000.00	2.250	05/28/2021	160,000.00	2.250	28
EC1901510	241503	3030	RAYMOND THOMSEN	05/30/2019	146,890.00	2.250	05/28/2021	146,890.00	2.250	28
EC1901528	241504	3030	WILLIAM BREX	05/30/2019	33,824.60	2.250	05/28/2021	33,824.60	2.250	28
EC1901536	241505	3030	SHANE MORRIS	05/30/2019	125,000.00	2.250	05/28/2021	125,000.00	2.250	28
EC1901544	241506	3030	EUGENE HUFFMAN	05/30/2019	100,000.00	2.250	05/28/2021	100,000.00	2.250	28



Run Date: 5/5/2021 10:19:51 AM

Investments Outstanding As Of Date: 4/30/2021

INVENTORY BY MATURITY REPORT

CUSIP	Investment #	Fund	Issuer	Purchase Date	Current Book	Current Rate	Maturity Date	Current Par	YTM	Days to Maturity
EC1901551	241507	3030	MICHAEL SILLA	05/30/2019	210,000.00	2.250	05/28/2021	210,000.00	2.250	28
EC1901569	241508	3030	CHRISTOPHER BUTLER	05/30/2019	160,000.00	2.250	05/28/2021	160,000.00	2.250	28
EC1901577	241509	3030	ROLLAND WALTERS	05/30/2019	203,000.00	2.250	05/28/2021	203,000.00	2.250	28
EC1901585	241510	3030	TIMOTHY BURCHFIELD	05/30/2019	196,000.00	2.250	05/28/2021	196,000.00	2.250	28
EC1901593	241511	3030	DYLAN BORCHERS	05/30/2019	63,570.00	2.250	05/28/2021	63,570.00	2.250	28
EC1901601	241512	3030	KENNETH STEFANCIN	05/30/2019	280,000.00	2.250	05/28/2021	280,000.00	2.250	28
EC1901619	241513	3030	KATHLEEN KISHPAUGH	05/30/2019	50,580.00	2.250	05/28/2021	50,580.00	2.250	28
EC1901627	241514	3030	KEVIN HESS	05/30/2019	250,000.00	2.250	05/28/2021	250,000.00	2.250	28
912828R77	227129	1020	US TREASURY NOTE 1.375 5-3	06/24/2016	15,112,500.00	1.375	05/31/2021	15,000,000.00	1.218	31
LD1900629	241520	3050	THE ART GALVANIZING WORK	05/31/2019	257,200.00	1.220	05/31/2021	257,200.00	1.220	31
EC1901635	241521	3030	KEITH MONICK	05/31/2019	65,000.00	2.250	05/31/2021	65,000.00	2.250	31
EC1901643	241522	3030	RONALD BOYED	05/31/2019	130,000.00	2.250	05/31/2021	130,000.00	2.250	31
EC1901650	241523	3030	DAVID MESSMORE	05/31/2019	86,529.55	2.250	05/31/2021	86,529.55	2.250	31
EC1901668	241524	3030	GREGORY AND LAURIE BATES	05/31/2019	118,200.00	2.250	05/31/2021	118,200.00	2.250	31
EC1901676	241525	3030	MARK AND CYNTHIA DEANGEL	05/31/2019	150,000.00	2.250	05/31/2021	150,000.00	2.250	31
EC1901684	241526	3030	LARRY CALLEN	05/31/2019	145,800.00	2.250	05/31/2021	145,800.00	2.250	31
EC1901692	241527	3030	DAVID SALYERS	05/31/2019	337,365.00	2.250	05/31/2021	337,365.00	2.250	31
912828WN6	246629	1000	T 2 05-31-21	08/26/2020	25,356,627.00	2.000	05/31/2021	25,000,000.00	.127	31
912828WN6	246635	1000	T 2 05-31-21	08/27/2020	25,356,445.31	2.000	05/31/2021	25,000,000.00	.121	31
53522LT19	249431	1000	LINDE 0 06-01-21	04/06/2021	49,995,722.22	.000	06/01/2021	50,000,000.00	.055	32
LD21B0219	247698	3000	CORTLAND SAVINGS BID OHI	12/02/2020	10,000,000.00	.060	06/02/2021	10,000,000.00	.060	33
LD21B0201	247699	3000	GREENVILLE FEDERAL BID OH	12/02/2020	2,500,000.00	.060	06/02/2021	2,500,000.00	.060	33
LD21B0193	247700	3000	HENRY COUNTY BID OHIO 6	12/02/2020	3,000,000.00	.060	06/02/2021	3,000,000.00	.060	33
89116ET29	248989	1000	TDHUSA 0 06-02-21	03/02/2021	49,988,500.00	.000	06/02/2021	50,000,000.00	.090	33
46640PT37	247670	1000	JPMSCC CP 0 06-03-21	12/01/2020	49,938,666.67	.000	06/03/2021	50,000,000.00	.240	34
912796A41	248415	1000	B 06-03-21	01/27/2021	49,988,534.72	.000	06/03/2021	50,000,000.00	.065	34
912796A41	248417	1000	B 06-03-21	01/27/2021	49,988,534.72	.000	06/03/2021	50,000,000.00	.065	34
62479LT39	248499	1000	MUFGBK CP 0 06-03-21	02/01/2021	49,983,055.56	.000	06/03/2021	50,000,000.00	.100	34
RE1900076	241566	3040	MIAMI VALLEY POTTERY INC.	06/06/2019	15,000.00	2.250	06/04/2021	15,000.00	2.250	35
912796G86	249455	1000	CMB 0 06-08-21	04/13/2021	49,999,144.50	.000	06/08/2021	50,000,000.00	.011	39
912796G86	249456	1000	CMB 0 06-08-21	04/13/2021	49,999,144.50	.000	06/08/2021	50,000,000.00	.011	39
LD1900645	241585	3050	OH VALLEY ELECTRL SRVICES	06/10/2019	214,536.31	1.250	06/10/2021	214,536.31	1.250	41
LD1900637	241586	3050	DEANS LANDSCAPING INC	06/10/2019	161,352.00	1.250	06/10/2021	161,352.00	1.250	41



Run Date: 5/5/2021 10:19:51 AM

Investments Outstanding As Of Date: 4/30/2021

INVENTORY BY MATURITY REPORT

CUSIP	Investment #	Fund	Issuer	Purchase Date	Current Book	Current Rate	Maturity Date	Current Par	YTM	Days to Maturity
89233GTA4	247413	1000	TOYCC 0 06-10-21	11/10/2020	49,935,222.22	.000	06/10/2021	50,000,000.00	.220	41
912796B24	247745	1000	WIB 06-10-21	12/10/2020	49,978,514.00	.000	06/10/2021	50,000,000.00	.085	41
912796B24	250094	1000	B 06-10-21	04/28/2021	49,999,970.00	.000	06/10/2021	50,000,000.00	.001	41
912796B24	250095	1000	B 06-10-21	04/28/2021	49,999,970.00	.000	06/10/2021	50,000,000.00	.001	41
LD1900652	241616	3050	FISCUS TRUCKING EXCAVATI	06/12/2019	145,000.00	1.250	06/11/2021	145,000.00	1.250	42
EC1901700	241617	3030	ROBERT PHELPS	06/12/2019	193,800.81	1.250	06/11/2021	193,800.81	1.250	42
EC1901718	241618	3030	TERRI TOMAZIC	06/12/2019	75,000.00	1.250	06/11/2021	75,000.00	1.250	42
EC1901726	241619	3030	JOSHUA CIMINELLO	06/12/2019	75,000.00	1.250	06/11/2021	75,000.00	1.250	42
912796G94	248504	1000	CMB 0 06-15-21	02/02/2021	49,989,840.28	.000	06/15/2021	50,000,000.00	.055	46
912796G94	248978	1000	CMB 0 06-15-21	03/02/2021	49,995,260.41	.000	06/15/2021	50,000,000.00	.033	46
912796G94	248979	1000	CMB 0 06-15-21	03/02/2021	49,995,260.42	.000	06/15/2021	50,000,000.00	.033	46
LD21B0318	249233	3000	BID OHIO 3 MO	03/17/2021	10,000,000.00	.030	06/16/2021	10,000,000.00	.030	47
86563GTH5	247940	1000	SUMTNY 0 06-17-21	12/18/2020	24,972,347.22	.000	06/17/2021	25,000,000.00	.220	48
9127963H0	247969	1000	B 06-17-21	12/23/2020	49,980,444.50	.000	06/17/2021	50,000,000.00	.080	48
06366GTH2	248502	1000	BMOCHI 0 06-17-21	02/01/2021	49,973,555.56	.000	06/17/2021	50,000,000.00	.140	48
74433GTH9	249452	1000	PRU 0 06-17-21	04/07/2021	24,997,041.67	.000	06/17/2021	25,000,000.00	.060	48
60689FTH1	250052	1000	MIZUNY 0 06-17-21	04/23/2021	49,993,506.94	.000	06/17/2021	50,000,000.00	.085	48
60689FTH1	250053	1000	MIZUNY 0 06-17-21	04/23/2021	49,993,506.95	.000	06/17/2021	50,000,000.00	.085	48
EC1901734	241740	3030	DANIEL AND CATHY LINK	06/20/2019	175,007.00	.900	06/18/2021	175,007.00	.900	49
60689FTJ7	247902	1000	MIZUNY CP 0 06-18-21	12/17/2020	24,970,135.42	.000	06/18/2021	25,000,000.00	.235	49
LD1900660	241752	3050	J. MCCOY LUMBER CO. LTD	06/21/2019	329,371.88	.350	06/21/2021	329,371.88	.350	52
LD1900678	241753	3050	EVERYDAY HOMECARE LLC	06/21/2019	147,856.41	.350	06/21/2021	147,856.41	.350	52
89116ETM5	248152	1000	TDHUSA CP 0 06-21-21	01/11/2021	24,979,875.00	.000	06/21/2021	25,000,000.00	.180	52
912796H28	250054	1000	B 06-22-21	04/27/2021	49,999,416.50	.000	06/22/2021	50,000,000.00	.008	53
912796H28	250055	1000	B 06-22-21	04/27/2021	49,999,416.50	.000	06/22/2021	50,000,000.00	.008	53
912796H28	250056	1000	B 06-22-21	04/27/2021	49,999,416.50	.000	06/22/2021	50,000,000.00	.008	53
912796H28	250096	1000	B 06-22-21	04/27/2021	49,999,611.11	.000	06/22/2021	50,000,000.00	.005	53
931142EJ8	245536	1030	WMT 3.125 6-23-2021	04/23/2020	10,823,462.65	3.125	06/23/2021	10,505,000.00	.515	54
62479LTP0	247939	1000	MUFGBK 0 06-23-21	12/18/2020	24,972,729.17	.000	06/23/2021	25,000,000.00	.210	54
60689FTQ1	247937	1000	MIZUNY 0 06-24-21	12/18/2020	24,971,277.78	.000	06/24/2021	25,000,000.00	.220	55
86563GTQ5	247938	1000	SUMTNY 0 06-24-21	12/18/2020	24,969,972.22	.000	06/24/2021	25,000,000.00	.230	55
86563GTQ5	247971	1000	SUMTNY CP 0 06-24-21	12/23/2020	24,969,500.00	.000	06/24/2021	25,000,000.00	.240	55
912796B32	248011	1000	B 06-24-21	12/29/2020	49,979,104.17	.000	06/24/2021	50,000,000.00	.085	55



Run Date: 5/5/2021 10:19:51 AM

Investments Outstanding As Of Date: 4/30/2021

INVENTORY BY MATURITY REPORT

CUSIP	Investment #	Fund	Issuer	Purchase Date	Current Book	Current Rate	Maturity Date	Current Par	YTM	Days to Maturity
912796B32	248042	1000	B 06-24-21	12/31/2020	49,979,340.28	.000	06/24/2021	50,000,000.00	.085	55
LD1900686	241812	3050	CONCRETE CORING COMPANY	06/26/2019	45,000.00	.000	06/25/2021	45,000.00	.000	56
86563GTR3	247965	1000	SUMTNY CP 0 06-25-21	12/22/2020	49,938,333.33	.000	06/25/2021	50,000,000.00	.240	56
06366GTV1	249368	1000	BMOCHI 0 06-29-21	03/29/2021	49,985,944.44	.000	06/29/2021	50,000,000.00	.110	60
06366GTV1	249369	1000	BMOCHI 0 06-29-21	03/29/2021	49,985,944.45	.000	06/29/2021	50,000,000.00	.110	60
912828S27	227261	1020	US TREASURY NOTE 1.125 6-3	07/08/2016	15,123,046.88	1.125	06/30/2021	15,000,000.00	.956	61
912828S27	228259	1020	US TREASURY NOTE 1.125 6-3	10/11/2016	14,886,328.13	1.125	06/30/2021	15,000,000.00	1.291	61
912828S27	233562	1020	T 1 1-8 06-30-21	09/01/2017	14,748,046.88	1.125	06/30/2021	15,000,000.00	1.579	61
912828S27	247262	1000	T 1 1-8 06-30-21	10/28/2020	50,345,703.13	1.125	06/30/2021	50,000,000.00	.098	61
06366GTW9	247979	1000	BMOCHI 0 06-30-21	12/23/2020	49,934,375.00	.000	06/30/2021	50,000,000.00	.250	61
912796B40	248012	1000	WIB 07-01-21	12/31/2020	49,977,250.00	.000	07/01/2021	50,000,000.00	.090	62
06366GU15	249430	1000	BMOCHI 0 07-01-21	04/06/2021	24,992,833.33	.000	07/01/2021	25,000,000.00	.120	62
LD2000015	241884	3050	LIBERTY LANES LLC	07/05/2019	10,437.80	1.500	07/05/2021	10,437.80	1.500	66
912796H85	249097	1000	CMB 0 07-06-21	03/10/2021	24,996,722.22	.000	07/06/2021	25,000,000.00	.040	67
LD21B0250	248109	3000	BID OHIO 6 MONTH	01/06/2021	10,000,000.00	.050	07/07/2021	10,000,000.00	.050	68
LD21B0243	248110	3000	BID OHIO 6 MONTH	01/06/2021	2,000,000.00	.050	07/07/2021	2,000,000.00	.050	68
LD21B0235	248111	3000	BID OHIO 6 MONTH	01/06/2021	1,000,000.00	.050	07/07/2021	1,000,000.00	.050	68
LD2000023	241896	3050	ZIEHLER LANDSCAPING LLC	07/08/2019	26,493.35	.000	07/08/2021	26,493.35	.000	69
EC2000015	241897	3030	DAVID WAGNER	07/08/2019	34,250.00	1.250	07/08/2021	34,250.00	1.250	69
46640PU84	247668	1000	JPMSCC CP 0 07-08-21	12/01/2020	49,923,958.33	.000	07/08/2021	50,000,000.00	.250	69
912796B57	248075	1000	B 0 07-08-21	01/07/2021	49,980,409.72	.000	07/08/2021	50,000,000.00	.078	69
912796B57	248077	1000	B 0 07-08-21	01/07/2021	49,980,409.72	.000	07/08/2021	50,000,000.00	.078	69
912796B57	249453	1000	B 07-08-21	04/08/2021	49,998,736.00	.000	07/08/2021	50,000,000.00	.010	69
912796B57	249454	1000	B 07-08-21	04/08/2021	49,998,736.00	.000	07/08/2021	50,000,000.00	.010	69
60689FU89	249469	1000	MIZUNY CP 0 07-08-21	04/09/2021	24,991,875.00	.000	07/08/2021	25,000,000.00	.130	69
02665WBF7	227542	1030	AMERICAN HONDA F 1.650 7-	08/01/2016	8,493,051.75	1.650	07/12/2021	8,475,000.00	1.605	73
EC2000023	241971	3030	JOHN D. WINNER	07/12/2019	120,000.00	.000	07/12/2021	120,000.00	.000	73
912828Y20	237686	1020	T 2 5-8 07-15-21	08/02/2018	9,955,859.38	2.625	07/15/2021	10,000,000.00	2.782	76
9127963S6	248262	1000	B 07-15-21	01/19/2021	49,981,562.50	.000	07/15/2021	50,000,000.00	.075	76
06366GUF4	248498	1000	BMOCHI 0 07-15-21	02/01/2021	49,968,111.11	.000	07/15/2021	50,000,000.00	.140	76
62479LUF0	249404	1000	MUFGBK 0 07-15-21	04/05/2021	49,984,569.50	.000	07/15/2021	50,000,000.00	.110	76
EC2000031	242000	3030	ADAM DANIELS	07/16/2019	112,850.00	.300	07/16/2021	112,850.00	.300	77
EC2000049	242001	3030	ERICA PARSLEY	07/16/2019	80,000.00	.300	07/16/2021	80,000.00	.300	77



Run Date: 5/5/2021 10:19:51 AM

Investments Outstanding As Of Date: 4/30/2021

INVENTORY BY MATURITY REPORT

CUSIP	Investment #	Fund	Issuer	Purchase Date	Current Book	Current Rate	Maturity Date	Current Par	YTM	Days to Maturity
EC2000056	242002	3030	JACOB HUFF	07/16/2019	98,000.00	.300	07/16/2021	98,000.00	.300	77
EC2000064	242003	3030	ASHLEY KUENNING	07/16/2019	57,038.65	.300	07/16/2021	57,038.65	.300	77
EC2000072	242004	3030	LARRY BASHOFF	07/16/2019	55,000.00	.300	07/16/2021	55,000.00	.300	77
EC2000080	242005	3030	MICHELLE THORNTON	07/16/2019	29,000.00	.300	07/16/2021	29,000.00	.300	77
EC2000098	242006	3030	CHRISTOPHER WEHR	07/16/2019	259,980.00	.300	07/16/2021	259,980.00	.300	77
EC2000106	242007	3030	ROBERT SARAH MARTIN HARP	07/16/2019	207,200.00	.300	07/16/2021	207,200.00	.300	77
EC2000114	242008	3030	JEREMY LUNA	07/16/2019	26,000.00	.300	07/16/2021	26,000.00	.300	77
EC2000122	242009	3030	EVAN BROWN	07/16/2019	229,992.50	.300	07/16/2021	229,992.50	.300	77
EC2000130	242010	3030	MARC BARRICELLI	07/16/2019	100,000.00	.300	07/16/2021	100,000.00	.300	77
EC2000148	242011	3030	MICHAEL & CHRISTINE KRESS	07/16/2019	50,000.00	.300	07/16/2021	50,000.00	.300	77
EC2000155	242012	3030	JOHN ROMOT	07/16/2019	75,000.00	.300	07/16/2021	75,000.00	.300	77
EC2000163	242013	3030	BRIGITTE AND WAYNE TOFTE	07/16/2019	81,015.00	.300	07/16/2021	81,015.00	.300	77
EC2000171	242014	3030	ERIC SIPE	07/16/2019	315,000.00	.300	07/16/2021	315,000.00	.300	77
EC2000189	242015	3030	GREG MCKAY	07/16/2019	192,500.00	.300	07/16/2021	192,500.00	.300	77
EC2000197	242063	3030	MATTHEW RAFFEL	07/19/2019	141,575.00	.000	07/19/2021	141,575.00	.000	80
3136G3D77	227330	1010	FNMA MULTI STEP 1.625 7-20	07/20/2016	15,000,000.00	1.625	07/20/2021	15,000,000.00	1.625	81
912796J26	248676	1000	CMB 0 07-20-21	02/16/2021	49,989,305.55	.000	07/20/2021	50,000,000.00	.050	81
912796J26	248677	1000	CMB 0 07-20-21	02/16/2021	49,989,305.56	.000	07/20/2021	50,000,000.00	.050	81
LD21B0334	250020	3000	BID OHIO 3 MONTHS	04/21/2021	10,000,000.00	.020	07/21/2021	10,000,000.00	.020	82
2254EAUN1	247544	1000	CSFBNY 0 07-22-21	11/23/2020	24,958,159.72	.000	07/22/2021	25,000,000.00	.250	83
60689FUN6	247964	1000	MIZUNY CP 0 07-22-21	12/22/2020	24,965,402.78	.000	07/22/2021	25,000,000.00	.235	83
912796C49	248314	1000	B 07-22-21	01/21/2021	49,977,250.00	.000	07/22/2021	50,000,000.00	.090	83
912796C49	248348	1000	B 07-22-21	01/22/2021	49,980,894.44	.000	07/22/2021	50,000,000.00	.076	83
912796C49	250073	1000	B 07-22-21	04/27/2021	49,998,686.00	.000	07/22/2021	50,000,000.00	.011	83
949746SA0	227443	1030	WELLS FARGO & CO 2.100 7-2	07/26/2016	5,005,000.00	2.100	07/26/2021	5,000,000.00	2.079	87
949746SA0	245875	1030	WFC 2.1 07-26-21	05/19/2020	7,566,568.75	2.100	07/26/2021	7,475,000.00	1.057	87
86563GUV2	248567	1000	SUMTNY CP 0 07-29-21	02/04/2021	49,963,541.67	.000	07/29/2021	50,000,000.00	.150	90
86563GUV2	248576	1000	SUMTNY 0 07-29-21	02/08/2021	49,964,375.00	.000	07/29/2021	50,000,000.00	.150	90
89116EUV3	249371	1000	TDHUSA 0 07-29-21	03/30/2021	49,981,513.89	.000	07/29/2021	50,000,000.00	.110	90
912796C56	250047	1000	WIB 07-29-21	04/29/2021	49,998,104.16	.000	07/29/2021	50,000,000.00	.015	90
912796C56	250048	1000	WIB 07-29-21	04/29/2021	49,998,104.17	.000	07/29/2021	50,000,000.00	.015	90
912796C56	250049	1000	WIB 07-29-21	04/29/2021	49,998,104.17	.000	07/29/2021	50,000,000.00	.015	90
60689FUV8	250071	1000	MIZUNY CP 0 07-29-21	04/26/2021	24,991,513.89	.000	07/29/2021	25,000,000.00	.130	90





Run Date: 5/5/2021 10:19:51 AM

Investments Outstanding As Of Date: 4/30/2021

INVENTORY BY MATURITY REPORT

CUSIP	Investment #	Fund	Issuer	Purchase Date	Current Book	Current Rate	Maturity Date	Current Par	YTM	Days to Maturity
LD2000031	242177	3050	EDDIES LAWN AND LANDSCAP	07/30/2019	29,926.50	.000	07/30/2021	29,926.50	.000	91
912828S76	227654	1020	US TREASURY NOTE 1.125 7-3	08/09/2016	14,995,898.44	1.125	07/31/2021	15,000,000.00	1.131	92
912828S76	239551	1020	T 1 1-8 07-31-21	01/23/2019	4,824,023.44	1.125	07/31/2021	5,000,000.00	2.575	92
912828S76	247378	1000	T 1 1-8 07-31-21	11/09/2020	50,371,093.75	1.125	07/31/2021	50,000,000.00	.101	92
06366GV22	248517	1000	BMOCHI 0 08-02-21	02/02/2021	24,981,145.83	.000	08/02/2021	25,000,000.00	.150	94
LD21B0276	248547	3000	AXOS BANK BID OHIO 6 MO	02/03/2021	10,000,000.00	.050	08/04/2021	10,000,000.00	.050	96
LD21B0284	248548	3000	GREENVILLE FEDERAL BID OH	02/03/2021	2,000,000.00	.050	08/04/2021	2,000,000.00	.050	96
EC2000205	242219	3030	LINDSEY EWRY	08/05/2019	55,710.00	1.250	08/05/2021	55,710.00	1.250	97
EC2000213	242220	3030	DEBORAH FULTZ	08/05/2019	34,500.00	1.250	08/05/2021	34,500.00	1.250	97
EC2000221	242221	3030	STEVEN AND KAREN COOK	08/05/2019	221,900.00	1.250	08/05/2021	221,900.00	1.250	97
EC2000239	242222	3030	MICHELLE MCWHORTER	08/05/2019	210,560.00	1.250	08/05/2021	210,560.00	1.250	97
EC2000247	242223	3030	JEFFREY BRANCH	08/05/2019	344,952.51	1.250	08/05/2021	344,952.51	1.250	97
46640PV59	247667	1000	JPMSCC CP 0 08-05-21	12/01/2020	49,910,805.56	.000	08/05/2021	50,000,000.00	.260	97
62479LV51	248125	1000	MUFGBK 0 08-05-21	01/07/2021	49,938,750.00	.000	08/05/2021	50,000,000.00	.210	97
912796C64	248505	1000	WIB 08-05-21	02/04/2021	49,984,833.50	.000	08/05/2021	50,000,000.00	.060	97
LD2000049	242248	3050	MORGANS STONE DIRTWORK	08/07/2019	27,280.00	.750	08/06/2021	27,280.00	.750	98
LD2000056	242273	3050	BAVARIAN CATERING LTD	08/08/2019	38,049.70	.750	08/06/2021	38,049.70	.750	98
EC2000379	242274	3030	MARK TOMSIC	08/08/2019	263,251.10	.300	08/06/2021	263,251.10	.300	98
EC2000361	242275	3030	SCARLET AND JASON HOLMES	08/08/2019	175,000.00	.300	08/06/2021	175,000.00	.300	98
EC2000353	242276	3030	JOHN STANTON	08/08/2019	350,000.00	.300	08/06/2021	350,000.00	.300	98
EC2000346	242277	3030	ALAN SAMUELS	08/08/2019	130,000.00	.300	08/06/2021	130,000.00	.300	98
EC2000338	242278	3030	DANIELLE SISSON	08/08/2019	78,100.00	.300	08/06/2021	78,100.00	.300	98
EC2000320	242279	3030	THOMAS AND KAREN ROHRER	08/08/2019	108,392.50	.300	08/06/2021	108,392.50	.300	98
EC2000312	242280	3030	JUDITH RUEHL	08/08/2019	339,654.00	.300	08/06/2021	339,654.00	.300	98
EC2000304	242281	3030	DENNIS COLEMAN	08/08/2019	50,757.15	.300	08/06/2021	50,757.15	.300	98
EC2000296	242282	3030	JOSEPH LINDSEY GERWIN BO	08/08/2019	216,006.00	.300	08/06/2021	216,006.00	.300	98
EC2000288	242283	3030	KEVIN SLATZER	08/08/2019	210,758.80	.300	08/06/2021	210,758.80	.300	98
EC2000270	242284	3030	JULIA AND CHARLES COHARA	08/08/2019	179,568.00	.300	08/06/2021	179,568.00	.300	98
EC2000254	242286	3030	BRIAN REAM	08/08/2019	100,000.00	.300	08/06/2021	100,000.00	.300	98
EC2000494	242297	3030	MALISSA AMOS	08/09/2019	39,130.00	.300	08/06/2021	39,130.00	.300	98
594918BP8	227710	1030	MICROSOFT CORP 1.550 8-08-	08/16/2016	10,022,000.00	1.550	08/08/2021	10,000,000.00	1.504	100
LD2000064	242295	3050	FOREST CITY COMPANIES INC	08/09/2019	243,365.71	1.220	08/09/2021	243,365.71	1.220	101
14912L6U0	243705	1030	CAT 1.7 08-09-21	12/12/2019	4,984,500.00	1.700	08/09/2021	5,000,000.00	1.890	101



Run Date: 5/5/2021 10:19:51 AM

Investments Outstanding As Of Date: 4/30/2021

INVENTORY BY MATURITY REPORT

CUSIP	Investment #	Fund	Issuer	Purchase Date	Current Book	Current Rate	Maturity Date	Current Par	YTM	Days to Maturity
EC2000387	242305	3030	TED MILLER	08/12/2019	154,845.00	.300	08/12/2021	154,845.00	.300	104
EC2000395	242306	3030	JOSHUA AND CAROLINE KUNK	08/12/2019	40,257.65	.300	08/12/2021	40,257.65	.300	104
EC2000403	242307	3030	WENDY NARAD	08/12/2019	62,000.00	.300	08/12/2021	62,000.00	.300	104
EC2000411	242308	3030	TRISTAN MURRAY	08/12/2019	73,780.00	.300	08/12/2021	73,780.00	.300	104
EC2000429	242309	3030	KATHLEEN BRYSON	08/12/2019	308,791.00	.300	08/12/2021	308,791.00	.300	104
EC2000437	242310	3030	GAROLD DYER	08/12/2019	136,660.00	.300	08/12/2021	136,660.00	.300	104
EC2000445	242311	3030	CRAIG KAVITHA AND PLOWGA	08/12/2019	217,225.00	.300	08/12/2021	217,225.00	.300	104
EC2000452	242312	3030	LISA MECHLING	08/12/2019	75,000.00	.300	08/12/2021	75,000.00	.300	104
EC2000460	242313	3030	MEREDITH PECK	08/12/2019	280,000.00	.300	08/12/2021	280,000.00	.300	104
EC2000478	242314	3030	ROBERT NEWMAN AND LINDA	08/12/2019	350,000.00	.300	08/12/2021	350,000.00	.300	104
EC2000486	242315	3030	JONATHAN LEONARD	08/12/2019	124,935.00	.300	08/12/2021	124,935.00	.300	104
9127964B2	248674	1000	B 08-12-21	02/16/2021	49,988,937.50	.000	08/12/2021	50,000,000.00	.045	104
9127964B2	248675	1000	B 08-12-21	02/16/2021	49,988,937.50	.000	08/12/2021	50,000,000.00	.045	104
2254EAVD2	247494	1000	CSFBNY 0 08-13-21	11/17/2020	49,899,125.00	.000	08/13/2021	50,000,000.00	.271	105
2254EAVD2	247495	1000	CSFBNY 0 08-13-21	11/17/2020	49,899,125.00	.000	08/13/2021	50,000,000.00	.271	105
912833LE8	178333	2000	US TREASURY STRIP	10/04/2006	24,277.50	.000	08/15/2021	50,000.00	4.920	107
912833LE8	178587	2000	US TREASURY STRIP	10/26/2006	65,704.56	.000	08/15/2021	138,000.00	5.076	107
912833LE8	178997	2000	US TREASURY STRIP	11/28/2006	24,808.50	.000	08/15/2021	50,000.00	4.820	107
912833LE8	182221	2000	US TREASURY STRIP	08/28/2007	49,631.00	.000	08/15/2021	100,000.00	5.080	107
912833LE8	182757	2000	US TREASURY STRIP	10/05/2007	50,705.00	.000	08/15/2021	100,000.00	4.960	107
912833LE8	188068	2000	US TREASURY STRIP	09/15/2008	29,050.00	.000	08/15/2021	50,000.00	4.249	107
912833LE8	188163	2010	US TREASURY STRIP	09/22/2008	339,684.48	.000	08/15/2021	576,000.00	4.137	107
912833LE8	193254	2000	US TREASURY STRIP	08/18/2009	58,879.25	.000	08/15/2021	100,000.00	4.466	107
912833LE8	199561	2000	US TREASURY STRIP	08/13/2010	34,594.00	.000	08/15/2021	50,000.00	3.375	107
912833LE8	200624	2000	US TREASURY STRIP	09/24/2010	71,034.00	.000	08/15/2021	100,000.00	3.165	107
912833LE8	207491	2000	US TREASURY STRIP	09/23/2011	40,528.50	.000	08/15/2021	50,000.00	2.134	107
912833LE8	207861	2000	US TREASURY STRIP	10/31/2011	79,323.00	.000	08/15/2021	100,000.00	2.380	107
912833LE8	207914	2000	US TREASURY STRIP	11/03/2011	39,611.50	.000	08/15/2021	50,000.00	2.395	107
912833LE8	211240	2000	US TREASURY STRIP	08/17/2012	43,207.00	.000	08/15/2021	50,000.00	1.630	107
912833LE8	211300	2000	US TREASURY STRIP	08/22/2012	85,578.00	.000	08/15/2021	100,000.00	1.742	107
912833LE8	215295	2000	US TREASURY STRIP	08/16/2013	41,120.00	.000	08/15/2021	50,000.00	2.460	107
912833LE8	215618	2000	US TREASURY STRIP	09/26/2013	41,365.50	.000	08/15/2021	50,000.00	2.419	107
912833LE8	215882	2000	US TREASURY STRIP	11/01/2013	84,203.00	.000	08/15/2021	100,000.00	2.220	107



Run Date: 5/5/2021 10:19:51 AM

Investments Outstanding As Of Date: 4/30/2021

INVENTORY BY MATURITY REPORT

CUSIP	Investment #	Fund	Issuer	Purchase Date	Current Book	Current Rate	Maturity Date	Current Par	YTM	Days to Maturity
912833LE8	218837	2000	US TREASURY STRIP	08/28/2014	344,292.00	.000	08/15/2021	400,000.00	2.165	107
912833LE8	219029	2000	US TREASURY STRIP	09/18/2014	85,300.00	.000	08/15/2021	100,000.00	2.315	107
912833LE8	219289	2000	US TREASURY STRIP	10/17/2014	35,012.00	.000	08/15/2021	40,000.00	1.960	107
912833LE8	224321	2000	USTREASURYSTRI	10/08/2015	90,856.00	.000	08/15/2021	100,000.00	1.645	107
912833LE8	224483	2000	USTREASURYSTRI	10/22/2015	90,730.00	.000	08/15/2021	100,000.00	1.680	107
912833LE8	224552	2000	USTREASURYSTRI	10/29/2015	36,226.00	.000	08/15/2021	40,000.00	1.717	107
912833LE8	228089	2000	US TREASURY STRI ZERO-% 8	09/23/2016	47,019.00	.000	08/15/2021	50,000.00	1.260	107
912833LE8	228285	2000	US TREASURY STRI ZERO-% 8	10/14/2016	234,192.50	.000	08/15/2021	250,000.00	1.355	107
912833LE8	234128	2000	S 0 08-15-21	10/26/2017	37,293.60	.000	08/15/2021	40,000.00	1.850	107
912833LE8	234152	2000	S 0 08-15-21	10/26/2017	46,634.50	.000	08/15/2021	50,000.00	1.840	107
912833LE8	234187	2000	S 0 08-15-21	10/27/2017	23,309.75	.000	08/15/2021	25,000.00	1.850	107
912833LE8	237890	2000	S 0 08-15-21	08/23/2018	110,886.00	.000	08/15/2021	120,000.00	2.670	107
912833LE8	237917	2000	S 0 08-15-21	08/23/2018	36,972.80	.000	08/15/2021	40,000.00	2.660	107
912833LE8	237930	2000	S 0 08-15-21	08/23/2018	231,005.00	.000	08/15/2021	250,000.00	2.671	107
912833LE8	238207	2000	S 0 08-15-21	09/13/2018	36,922.00	.000	08/15/2021	40,000.00	2.760	107
912833LE8	238692	2000	S 0 08-15-21	10/25/2018	368,308.00	.000	08/15/2021	400,000.00	2.962	107
912833LE8	242338	2000	S 0 08-15-21	08/19/2019	24,224.75	.000	08/15/2021	25,000.00	1.590	107
912833LE8	242567	2000	S 0 08-15-21	09/06/2019	97,218.00	.000	08/15/2021	100,000.00	1.459	107
912833LE8	242660	2000	S 0 08-15-21	09/12/2019	77,585.60	.000	08/15/2021	80,000.00	1.599	107
912833LE8	242797	2000	S 0 08-15-21	09/23/2019	242,092.50	.000	08/15/2021	250,000.00	1.704	107
084670BC1	244599	1030	BRK 3 3-4 08-15-21	03/06/2020	2,960,751.00	3.750	08/15/2021	2,850,000.00	1.027	107
912833LE8	246475	2000	S 0 08-15-21	08/10/2020	39,986.00	.000	08/15/2021	40,000.00	.035	107
912833LE8	246780	2000	US Treasury Strip 08,15,2021	09/18/2020	79,965.16	.000	08/15/2021	80,000.00	.048	107
912833LE8	247000	2000	S 0 08-15-21	10/13/2020	39,983.20	.000	08/15/2021	40,000.00	.050	107
912833LE8	247127	2000	S 0 08-15-21	10/22/2020	39,981.58	.000	08/15/2021	40,000.00	.057	107
2254EAVK6	247575	1000	CSFBNY 0 08-19-21	11/24/2020	49,903,222.22	.000	08/19/2021	50,000,000.00	.261	111
912796D48	248722	1000	B 08-19-21	02/18/2021	24,993,680.56	.000	08/19/2021	25,000,000.00	.050	111
912796D48	248723	1000	B 08-19-21	02/18/2021	49,987,361.11	.000	08/19/2021	50,000,000.00	.050	111
912796D48	248724	1000	B 08-19-21	02/18/2021	49,987,361.11	.000	08/19/2021	50,000,000.00	.050	111
2254EAVL4	247549	1000	CSFBNY 0 08-20-21	11/23/2020	49,902,500.00	.000	08/20/2021	50,000,000.00	.261	112
2254EAVL4	247550	1000	CSFBNY 0 08-20-21	11/23/2020	24,951,250.00	.000	08/20/2021	25,000,000.00	.261	112
3130A9B34	227877	1010	FHLB MULTI STEP .750 8-24-2	09/08/2016	15,000,000.00	1.620	08/24/2021	15,000,000.00	1.620	116
78015CVRO	248905	1000	RYNYCP 0 08-25-21	02/25/2021	24,983,659.72	.000	08/25/2021	25,000,000.00	.130	117



Run Date: 5/5/2021 10:19:51 AM

Investments Outstanding As Of Date: 4/30/2021

INVENTORY BY MATURITY REPORT

CUSIP	Investment #	Fund	Issuer	Purchase Date	Current Book	Current Rate	Maturity Date	Current Par	YTM	Days to Maturity
78015CVR0	248906	1000	RYNYCP 0 08-25-21	02/25/2021	49,967,319.45	.000	08/25/2021	50,000,000.00	.130	117
LD2000072	242502	3050	ZIEHLER LANDSCAPING LLC	08/26/2019	42,735.00	.000	08/26/2021	42,735.00	.000	118
78015CVS8	248444	1000	RYNYCP CP 0 08-26-21	01/27/2021	49,956,041.67	.000	08/26/2021	50,000,000.00	.150	118
912796D55	248823	1000	B 08-26-21	02/25/2021	49,989,888.89	.000	08/26/2021	50,000,000.00	.040	118
912796D55	248895	1000	B 08-26-21	02/26/2021	49,988,687.50	.000	08/26/2021	50,000,000.00	.045	118
912796D55	248896	1000	B 08-26-21	02/26/2021	49,988,687.50	.000	08/26/2021	50,000,000.00	.045	118
30229AVS5	249407	1000	XON CP 0 08-26-21	04/05/2021	49,980,138.89	.000	08/26/2021	50,000,000.00	.100	118
30229AVS5	249408	1000	XON CP 0 08-26-21	04/05/2021	49,980,138.89	.000	08/26/2021	50,000,000.00	.100	118
30229AVS5	249470	1000	XON CP 0 08-26-21	04/09/2021	24,991,312.50	.000	08/26/2021	25,000,000.00	.090	118
06366GVS5	250072	1000	BMOCHI 0 08-26-21	04/26/2021	24,989,833.33	.000	08/26/2021	25,000,000.00	.120	118
LD2000080	242524	3050	MATTHEW BRUN ENTERPRISE	08/27/2019	400,000.00	.900	08/27/2021	400,000.00	.900	119
LD2000098	242533	3050	WB METALS LLC	08/28/2019	32,000.00	.000	08/27/2021	32,000.00	.000	119
2254EAVT7	247626	1000	CSFBNY 0 08-27-21	11/30/2020	24,949,375.00	.000	08/27/2021	25,000,000.00	.271	119
13607EVT3	247654	1000	CANHLD 0 08-27-21	12/01/2020	24,960,770.83	.000	08/27/2021	25,000,000.00	.210	119
RE2000017	242554	3040	SPRINTER RENTER LLC	08/30/2019	311,350.00	.000	08/30/2021	311,350.00	.000	122
9128282F6	227998	1020	US TREASURY NOTE 1.125 8-3	09/13/2016	14,932,031.25	1.125	08/31/2021	15,000,000.00	1.219	123
9128282F6	233563	1020	T 1 1-8 08-31-21	09/01/2017	14,724,609.38	1.125	08/31/2021	15,000,000.00	1.601	123
02314PVX6	249043	1000	AMZN CP 0 08-31-21	03/04/2021	49,983,750.00	.000	08/31/2021	50,000,000.00	.065	123
2254EAW25	247781	1000	CSFBNY 0 09-02-21	12/09/2020	24,951,791.67	.000	09/02/2021	25,000,000.00	.261	125
78015CW24	248443	1000	RYNYCP CP 0 09-02-21	01/27/2021	49,954,583.33	.000	09/02/2021	50,000,000.00	.150	125
78015CW24	248500	1000	RYNYCP CP 0 09-02-21	02/01/2021	24,979,291.67	.000	09/02/2021	25,000,000.00	.140	125
78015CW24	248995	1000	RYNYCP CP 0 09-02-21	03/02/2021	49,964,222.22	.000	09/02/2021	50,000,000.00	.140	125
912796D63	249041	1000	B 09-02-21	03/05/2021	49,987,430.55	.000	09/02/2021	50,000,000.00	.050	125
912796D63	249042	1000	B 09-02-21	03/05/2021	49,987,430.56	.000	09/02/2021	50,000,000.00	.050	125
LD2000106	242597	3050	SUNDAES ICE CREAM LLC	09/04/2019	72,033.00	.750	09/03/2021	72,033.00	.750	126
LD2000114	242642	3050	PORTER JACKSON INC	09/06/2019	365,500.00	.000	09/06/2021	365,500.00	.000	129
14913Q2N8	244177	1030	CAT 3.15 09-07-21	01/29/2020	5,764,633.60	3.150	09/07/2021	5,632,000.00	1.657	130
78015CW73	248503	1000	RYNYCP CP 0 09-07-21	02/01/2021	24,978,805.56	.000	09/07/2021	25,000,000.00	.140	130
LD21B0300	249025	3000	BIDOHIO 6 MO	03/03/2021	10,000,000.00	.050	09/08/2021	10,000,000.00	.050	131
02665WBG5	227974	1030	AMERICAN HONDA F 1.700 9-	09/12/2016	10,001,400.00	1.700	09/09/2021	10,000,000.00	1.697	132
78015CW99	248442	1000	RYNYCP CP 0 09-09-21	01/27/2021	49,953,125.00	.000	09/09/2021	50,000,000.00	.150	132
9127964L0	248697	1000	B 09-09-21	02/17/2021	49,989,545.00	.000	09/09/2021	50,000,000.00	.037	132
9127964L0	248698	1000	B 09-09-21	02/17/2021	49,989,545.00	.000	09/09/2021	50,000,000.00	.037	132



Run Date: 5/5/2021 10:19:51 AM

Investments Outstanding As Of Date: 4/30/2021

INVENTORY BY MATURITY REPORT

CUSIP	Investment #	Fund	Issuer	Purchase Date	Current Book	Current Rate	Maturity Date	Current Par	YTM	Days to Maturity
62479LWA9	247941	1000	MUFGBK 0 09-10-21	12/21/2020	24,959,819.44	.000	09/10/2021	25,000,000.00	.220	133
3134A4BU7	178679	2000	FHLMC STRIP	10/31/2006	3,050,379.20	.000	09/15/2021	6,590,000.00	5.247	138
3134A4BU7	178682	2000	FHLMC STRIP	10/31/2006	192,822.21	.000	09/15/2021	421,000.00	5.320	138
RE2000025	242752	3040	ZAGMAN PROPERTIES LLC	09/16/2019	40,000.00	1.220	09/16/2021	40,000.00	1.220	139
78015CWG3	248475	1000	RYNYCP CP 0 09-16-21	01/29/2021	49,955,277.78	.000	09/16/2021	50,000,000.00	.140	139
46640PWG4	249198	1000	JPMSCC CP 0 09-16-21	03/15/2021	49,953,750.00	.000	09/16/2021	50,000,000.00	.180	139
46640PWG4	249199	1000	JPMSCC CP 0 09-16-21	03/15/2021	49,953,750.00	.000	09/16/2021	50,000,000.00	.180	139
86563GWG3	249317	1000	SUMTNY CP 0 09-16-21	03/25/2021	24,978,125.00	.000	09/16/2021	25,000,000.00	.180	139
LD2000122	242771	3050	WAIBEL ENERGY SYSTEMS IN	09/17/2019	60,980.18	.000	09/17/2021	60,980.18	.000	140
LD2000148	242772	3050	WAIBEL ENERGY SYSTEMS IN	09/17/2019	91,057.33	.000	09/17/2021	91,057.33	.000	140
LD2000130	242773	3050	WAIBEL ENERGY SYSTEMS IN	09/17/2019	79,655.00	.001	09/17/2021	79,655.00	.001	140
LD2000155	242790	3050	EDDIES LAWN AND LANDSCAP	09/18/2019	50,525.00	.000	09/17/2021	50,525.00	.000	140
EC2000494	242826	3030	BRADFORD MALLORY	09/19/2019	14,611.00	.000	09/17/2021	14,611.00	.000	140
EC2000502	242827	3030	RACHEL MINNEY	09/19/2019	176,719.20	.000	09/17/2021	176,719.20	.000	140
48128GW30	238337	1030	JPM Float 09-21-21 000B	09/21/2018	10,000,000.00	2.050	09/21/2021	10,000,000.00	2.050	144
89233GWP7	248076	1000	TOYCC 0 09-23-21	01/05/2021	49,920,250.00	.000	09/23/2021	50,000,000.00	.220	146
EC2000510	242899	3030	MICHELLE SMITH	09/25/2019	61,500.00	.300	09/24/2021	61,500.00	.300	147
EC2000528	242900	3030	CHAD BRAHLER	09/25/2019	146,790.00	.300	09/24/2021	146,790.00	.300	147
EC2000635	242901	3030	WADE MCMINN III	09/25/2019	250,000.00	.300	09/24/2021	250,000.00	.300	147
EC2000627	242902	3030	CLINTON ALLERTON	09/25/2019	350,000.00	.300	09/24/2021	350,000.00	.300	147
EC2000619	242903	3030	IAN MACCONNELL	09/25/2019	350,000.00	.300	09/24/2021	350,000.00	.300	147
EC2000601	242904	3030	CHEYENNE CUCCIA	09/25/2019	250,000.00	.300	09/24/2021	250,000.00	.300	147
EC2000593	242905	3030	BRETT BUTLER	09/25/2019	150,000.00	.300	09/24/2021	150,000.00	.300	147
EC2000551	242906	3030	THOMAS AND JOY SLEMMER	09/25/2019	350,000.00	.300	09/24/2021	350,000.00	.300	147
EC2000569	242907	3030	BLAINE LANGANKE	09/25/2019	115,000.00	.300	09/24/2021	115,000.00	.300	147
EC2000577	242908	3030	LISA FARMER	09/25/2019	50,000.00	.300	09/24/2021	50,000.00	.300	147
EC2000585	242909	3030	BRIAN BURGGRAF	09/25/2019	31,265.00	.300	09/24/2021	31,265.00	.300	147
EC2000544	242910	3030	BRIAN MYERS	09/25/2019	167,790.00	.300	09/24/2021	167,790.00	.300	147
EC2000536	242911	3030	MARGARET PRATER	09/25/2019	31,430.00	.300	09/24/2021	31,430.00	.300	147
LD2000163	242935	3050	MARKS HOMEMADE ICE CREA	09/26/2019	190,000.00	1.460	09/24/2021	190,000.00	1.460	147
EC2000643	242936	3030	MELISSA WENZINGER	09/26/2019	90,000.00	.300	09/24/2021	90,000.00	.300	147
EC2000734	242937	3030	GEOFFREY WILLOUGHBY	09/26/2019	193,690.00	.300	09/24/2021	193,690.00	.300	147
EC2000726	242938	3030	ROBERT FULPER	09/26/2019	70,000.00	.300	09/24/2021	70,000.00	.300	147



Run Date: 5/5/2021 10:19:51 AM

Investments Outstanding As Of Date: 4/30/2021

INVENTORY BY MATURITY REPORT

CUSIP	Investment #	Fund	Issuer	Purchase Date	Current Book	Current Rate	Maturity Date	Current Par	YTM	Days to Maturity
EC2000718	242939	3030	CAROLE HOLT	09/26/2019	47,805.00	.300	09/24/2021	47,805.00	.300	147
EC2000700	242940	3030	JAMIE DEIST	09/26/2019	340,515.00	.300	09/24/2021	340,515.00	.300	147
EC2000692	242941	3030	RONALD ROMAN	09/26/2019	165,000.00	.300	09/24/2021	165,000.00	.300	147
EC2000684	242942	3030	ROBERT PASQUINUCCI	09/26/2019	25,000.00	.300	09/24/2021	25,000.00	.300	147
EC2000676	242943	3030	THOMAS GARRA	09/26/2019	238,680.00	.300	09/24/2021	238,680.00	.300	147
EC2000668	242944	3030	JEREMY DUFFIELD	09/26/2019	245,000.00	.300	09/24/2021	245,000.00	.300	147
EC2000650	242945	3030	RICHARD STONE	09/26/2019	66,835.00	.300	09/24/2021	66,835.00	.300	147
EC2000742	242957	3030	ANDREW RACHUBA	09/27/2019	80,225.00	.300	09/27/2021	80,225.00	.300	150
EC2000767	242958	3030	JORDAN MILLER	09/27/2019	135,000.00	.300	09/27/2021	135,000.00	.300	150
EC2000759	242959	3030	MARK CARPER	09/27/2019	56,875.00	.300	09/27/2021	56,875.00	.300	150
EC2000775	242960	3030	MARK CARPER	09/27/2019	68,230.00	.300	09/27/2021	68,230.00	.300	150
EC2000783	242961	3030	GEORGE ROTH	09/27/2019	75,000.00	.300	09/27/2021	75,000.00	.300	150
EC2000791	242962	3030	ELIJAH COLE	09/27/2019	184,800.00	.300	09/27/2021	184,800.00	.300	150
EC2000809	242963	3030	CAROL KYER	09/27/2019	125,000.00	.300	09/27/2021	125,000.00	.300	150
EC2000817	242964	3030	JESSIE THACKER	09/27/2019	100,000.00	.300	09/27/2021	100,000.00	.300	150
EC2000825	242965	3030	ROBERT FULPER	09/27/2019	207,396.00	.300	09/27/2021	207,396.00	.300	150
EC2000833	242966	3030	BENJAMIN GERTEN	09/27/2019	350,000.00	.300	09/27/2021	350,000.00	.300	150
EC2000841	242967	3030	KIRRA KINNEY	09/27/2019	57,500.00	.300	09/27/2021	57,500.00	.300	150
912828T34	228217	1020	US TREASURY NOTE 1.125 9-3	10/05/2016	14,950,781.25	1.125	09/30/2021	15,000,000.00	1.193	153
912828T34	228247	1020	US TREASURY NOTE 1.125 9-3	10/07/2016	9,933,593.75	1.125	09/30/2021	10,000,000.00	1.263	153
EC2000858	242982	3030	CHRISTOPHER AND DEBORAH	09/30/2019	306,152.00	.300	09/30/2021	306,152.00	.300	153
EC2000866	242983	3030	DAVID ROSENTHAL AND SARA	09/30/2019	245,000.00	.300	09/30/2021	245,000.00	.300	153
EC2000874	242984	3030	PHILIP AND TERESA FRANTZ	09/30/2019	118,860.00	.300	09/30/2021	118,860.00	.300	153
EC2000882	242985	3030	TERRANCE AND SHARON MAN	09/30/2019	60,000.00	.300	09/30/2021	60,000.00	.300	153
EC2000890	242986	3030	GREG GAMIER AND JEFFREY L	09/30/2019	75,000.00	.300	09/30/2021	75,000.00	.300	153
EC2000908	242987	3030	KEITH SCHEIDERER	09/30/2019	307,097.00	.300	09/30/2021	307,097.00	.300	153
EC2000916	242988	3030	BRUCE HECKMAN	09/30/2019	110,030.00	.300	09/30/2021	110,030.00	.300	153
EC2000924	242989	3030	WILLIAM FIKTER	09/30/2019	69,825.00	.300	09/30/2021	69,825.00	.300	153
EC2000932	242990	3030	MARK STATEN	09/30/2019	60,000.00	.300	09/30/2021	60,000.00	.300	153
EC2000940	242991	3030	MATTHEW SWORD	09/30/2019	123,000.00	.300	09/30/2021	123,000.00	.300	153
EC2000957	242992	3030	CARLA KRAUS	09/30/2019	170,155.00	.300	09/30/2021	170,155.00	.300	153
EC2000965	242993	3030	CLAUDIA MILLER	09/30/2019	99,774.00	.300	09/30/2021	99,774.00	.300	153
EC2000973	242994	3030	SEAN HOOVER	09/30/2019	80,125.00	.300	09/30/2021	80,125.00	.300	153



Run Date: 5/5/2021 10:19:51 AM

Investments Outstanding As Of Date: 4/30/2021

INVENTORY BY MATURITY REPORT

CUSIP	Investment #	Fund	Issuer	Purchase Date	Current Book	Current Rate	Maturity Date	Current Par	YTM	Days to Maturity
EC2000981	242995	3030	ROMESH ADURY	09/30/2019	208,750.00	.300	09/30/2021	208,750.00	.300	153
912828YJ3	247740	1000	T 1 1-2 09-30-21	12/07/2020	25,285,156.25	1.500	09/30/2021	25,000,000.00	.096	153
78015CWW8	248479	1000	RYNYCP CP 0 09-30-21	01/29/2021	49,952,555.56	.000	09/30/2021	50,000,000.00	.140	153
912828T34	248568	1000	T 1 1-8 09-30-21	02/05/2021	25,172,851.56	1.125	09/30/2021	25,000,000.00	.058	153
912828T34	248569	1000	T 1 1-8 09-30-21	02/05/2021	25,172,851.56	1.125	09/30/2021	25,000,000.00	.058	153
458140AJ9	228372	1030	INTEL CORP 3.300 10-01-21	10/24/2016	5,681,004.16	3.300	10/01/2021	5,288,000.00	1.723	154
14912L7D7	243489	1030	CAT 1.931 10-01-21	11/22/2019	10,015,550.00	1.931	10/01/2021	10,000,000.00	1.845	154
713448DL9	228221	1030	PEPSICO INC 1.700 10-06-21	10/07/2016	9,992,400.00	1.700	10/06/2021	10,000,000.00	1.716	159
LD21B0326	249457	3000	BIDOHIO 6 MONTH	04/07/2021	10,000,000.00	.030	10/06/2021	10,000,000.00	.030	159
3135G0Q89	228353	1010	FNMA DEBENTURE 1.375 10-0	10/19/2016	9,979,000.00	1.375	10/07/2021	10,000,000.00	1.419	160
3135G0Q89	228730	1010	FNMA DEBENTURE	11/25/2016	4,869,375.00	1.375	10/07/2021	5,000,000.00	1.940	160
60689FX78	250057	1000	MIZUNY 0 10-07-21	04/23/2021	49,964,048.61	.000	10/07/2021	50,000,000.00	.155	160
LD2000171	243083	3050	LAKESIDE PROPANE LLC	10/09/2019	300,000.00	.500	10/08/2021	300,000.00	.500	161
EC2000999	243084	3030	MATT STEPHENS	10/09/2019	96,865.00	.000	10/08/2021	96,865.00	.000	161
2254EAXC2	248233	1000	CSFBNY 0 10-12-21	01/15/2021	24,962,500.00	.000	10/12/2021	25,000,000.00	.200	165
2254EAXC2	248234	1000	CSFBNY 0 10-12-21	01/15/2021	49,925,000.00	.000	10/12/2021	50,000,000.00	.200	165
24422ERH4	244416	1030	DE 3.15 10-15-21 MTN	02/21/2020	7,787,948.00	3.150	10/15/2021	7,600,000.00	1.624	168
62479LXF7	248298	1000	MUFGBK CP 0 10-15-21	01/20/2021	24,962,777.78	.000	10/15/2021	25,000,000.00	.200	168
LD2000189	243178	3050	AK READY MIX	10/23/2019	20,000.00	.000	10/22/2021	20,000.00	.000	175
94988J5T0	243596	1030	WFC 3 5-8 10-22-21 BKNT	12/04/2019	5,147,400.00	3.625	10/22/2021	5,000,000.00	2.021	175
94988J5T0	244189	1030	WFC 3 5-8 10-22-21 BKNT	01/30/2020	5,155,875.00	3.625	10/22/2021	5,000,000.00	1.784	175
62479LXN0	248473	1000	MUFGBK 0 10-22-21	01/29/2021	24,972,291.67	.000	10/22/2021	25,000,000.00	.150	175
60689FXN3	250058	1000	MIZUNY 0 10-22-21	04/23/2021	49,958,291.67	.000	10/22/2021	50,000,000.00	.165	175
LD2000197	243217	3050	A1 PRINTING LLC	10/28/2019	400,000.00	1.460	10/28/2021	400,000.00	1.460	181
13607EXU8	248516	1000	CANHLD CP 0 10-28-21	02/02/2021	49,947,888.89	.000	10/28/2021	50,000,000.00	.140	181
LD2000205	243227	3050	INDOOR ENVIRONMENTAL SP	10/29/2019	35,509.40	.000	10/29/2021	35,509.40	.000	182
912828T67	228446	1020	US TREASURY NOTE 1.250 10-	10/31/2016	9,967,968.75	1.250	10/31/2021	10,000,000.00	1.316	184
912828T67	228604	1020	US TREASURY NOTE 1.250 10-	11/10/2016	9,888,671.88	1.250	10/31/2021	10,000,000.00	1.483	184
912828T67	242949	1020	T 1 1-4 10-31-21	09/30/2019	9,916,796.88	1.250	10/31/2021	10,000,000.00	1.658	184
912828YP9	243501	1020	T 1 1-2 10-31-21	11/25/2019	9,984,375.00	1.500	10/31/2021	10,000,000.00	1.582	184
912828F96	247588	1000	T 2 10-31-21	11/25/2020	50,882,812.50	2.000	10/31/2021	50,000,000.00	.102	184
742718EQ8	228540	1030	PROCTER & GAMBLE 1.700 11	11/08/2016	5,015,250.00	1.700	11/03/2021	5,000,000.00	1.636	187
742718EQ8	228769	1030	PG 1.7 11-03-21	12/02/2016	1,509,939.20	1.700	11/03/2021	1,532,000.00	2.009	187



Run Date: 5/5/2021 10:19:51 AM

Investments Outstanding As Of Date: 4/30/2021

INVENTORY BY MATURITY REPORT

CUSIP	Investment #	Fund	Issuer	Purchase Date	Current Book	Current Rate	Maturity Date	Current Par	YTM	Days to Maturity
89116EY31	248536	1000	TDHUSA CP 0 11-03-21	02/03/2021	49,954,500.00	.000	11/03/2021	50,000,000.00	.120	187
9127964W6	247349	1000	WIB 11-04-21	11/05/2020	49,933,646.00	.000	11/04/2021	50,000,000.00	.131	188
78015CY48	248994	1000	RYNYCP CP 0 11-04-21	03/02/2021	24,974,270.83	.000	11/04/2021	25,000,000.00	.150	188
RE2000033	243289	3040	JASON RODZINAK	11/05/2019	72,700.00	.000	11/05/2021	72,700.00	.000	189
EC2001112	243348	3030	JEROME LINNEMAN	11/08/2019	232,382.85	.300	11/08/2021	232,382.85	.300	192
EC2001104	243349	3030	MICHAEL AND JESSICA WAGN	11/08/2019	115,000.00	.300	11/08/2021	115,000.00	.300	192
EC2001096	243350	3030	AMY TACKETT	11/08/2019	225,120.00	.300	11/08/2021	225,120.00	.300	192
EC2001088	243351	3030	STEVEN DIFFENDERFER	11/08/2019	176,575.00	.300	11/08/2021	176,575.00	.300	192
EC2001070	243352	3030	MINGYI WENG	11/08/2019	175,007.00	.300	11/08/2021	175,007.00	.300	192
EC2001062	243353	3030	ZACHARY PASKIET	11/08/2019	235,626.30	.300	11/08/2021	235,626.30	.300	192
EC2001054	243354	3030	TODD FLYR	11/08/2019	187,250.00	.300	11/08/2021	187,250.00	.300	192
EC2001047	243355	3030	SHONEE TURNER	11/08/2019	175,000.00	.300	11/08/2021	175,000.00	.300	192
EC2001039	243356	3030	REBECCA ROBERTS	11/08/2019	65,000.00	.300	11/08/2021	65,000.00	.300	192
EC2001021	243357	3030	JACK FIGGINS II	11/08/2019	175,064.00	.300	11/08/2021	175,064.00	.300	192
EC2001005	243358	3030	TERRENCE SULLIVAN	11/08/2019	59,145.85	.300	11/08/2021	59,145.85	.300	192
EC2001013	243359	3030	JOHN MALONE	11/08/2019	75,000.00	.300	11/08/2021	75,000.00	.300	192
3134GBJV5	231215	1010	FHLMC 1 1-4 11-10-21	05/10/2017	4,996,000.00	2.350	11/10/2021	5,000,000.00	2.374	194
EC2001211	243371	3030	VINCE CONTINI	11/12/2019	232,519.00	.300	11/12/2021	232,519.00	.300	196
EC2001203	243372	3030	VLAD COTARLAN	11/12/2019	350,000.00	.300	11/12/2021	350,000.00	.300	196
EC2001195	243373	3030	MEGAN JOHNSON	11/12/2019	74,935.00	.300	11/12/2021	74,935.00	.300	196
EC2001187	243374	3030	STEPHANIE AND FRED PAGAC	11/12/2019	350,000.00	.300	11/12/2021	350,000.00	.300	196
EC2001161	243375	3030	JOSEPH KOSTELNIK	11/12/2019	259,000.00	.300	11/12/2021	259,000.00	.300	196
EC2001179	243376	3030	WILLIAM FERGUSON	11/12/2019	70,000.00	.300	11/12/2021	70,000.00	.300	196
EC2001153	243377	3030	SARA WARD	11/12/2019	348,446.84	.300	11/12/2021	348,446.84	.300	196
EC2001146	243378	3030	KENNETH ORWIG	11/12/2019	69,780.00	.300	11/12/2021	69,780.00	.300	196
EC2001138	243379	3030	KAREN DAVIS	11/12/2019	30,775.00	.300	11/12/2021	30,775.00	.300	196
EC2001120	243380	3030	KENNETH ORWIG	11/12/2019	24,000.00	.300	11/12/2021	24,000.00	.300	196
EC2001310	243446	3030	CHARLES DEBOLT	11/14/2019	269,570.00	.300	11/12/2021	269,570.00	.300	196
EC2001302	243447	3030	BERNADETTE CHEN AND ERIC	11/14/2019	350,000.00	.300	11/12/2021	350,000.00	.300	196
EC2001294	243448	3030	AUBREY LITTLE	11/14/2019	110,410.00	.300	11/12/2021	110,410.00	.300	196
EC2001278	243449	3030	CONNIE YERIAN	11/14/2019	29,475.00	.300	11/12/2021	29,475.00	.300	196
EC2001286	243450	3030	BRITTANY JOHNSON	11/14/2019	59,120.00	.300	11/12/2021	59,120.00	.300	196
EC2001260	243451	3030	JEROME SCHAUB	11/14/2019	100,000.00	.300	11/12/2021	100,000.00	.300	196





Run Date: 5/5/2021 10:19:51 AM

Investments Outstanding As Of Date: 4/30/2021

INVENTORY BY MATURITY REPORT

CUSIP	Investment #	Fund	Issuer	Purchase Date	Current Book	Current Rate	Maturity Date	Current Par	YTM	Days to Maturity
EC2001245	243452	3030	LESTER FARLEY	11/14/2019	55,475.00	.300	11/12/2021	55,475.00	.300	196
EC2001252	243453	3030	CYNTHIA BODIE	11/14/2019	85,000.00	.300	11/12/2021	85,000.00	.300	196
EC2001237	243454	3030	ROBIN AND GARY BENSON	11/14/2019	108,080.00	.300	11/12/2021	108,080.00	.300	196
EC2001229	243455	3030	TIMOTHY HOLZMANN	11/14/2019	185,000.00	.300	11/12/2021	185,000.00	.300	196
14913Q3D9	244196	1030	CAT Float 11-12-21 MTN	01/31/2020	5,009,040.00	.401	11/12/2021	5,000,000.00	.159	196
912833LF5	179295	2000	US TREASURY STRIP	12/18/2006	122,757.50	.000	11/15/2021	250,000.00	4.828	199
912833LF5	179701	2000	US TREASURY STRIP	01/31/2007	70,956.00	.000	11/15/2021	150,000.00	5.127	199
912833LF5	183731	2000	US TREASURY STRIP	12/05/2007	26,815.00	.000	11/15/2021	50,000.00	4.518	199
912833LF5	183938	2000	US TREASURY STRIP	12/19/2007	51,285.00	.000	11/15/2021	100,000.00	4.860	199
912833LF5	184228	2000	US TREASURY STRIP	01/10/2008	80,970.00	.000	11/15/2021	150,000.00	4.503	199
912833LF5	189215	2000	US TREASURY STRIP	11/21/2008	54,777.00	.000	11/15/2021	100,000.00	4.690	199
912833LF5	189261	2000	US TREASURY STRIP	11/21/2008	2,900.00	.000	11/15/2021	5,000.00	4.240	199
912833LF5	189960	2000	US TREASURY STRIP	01/12/2009	156,332.50	.000	11/15/2021	250,000.00	3.690	199
912833LF5	190248	2000	US TREASURY STRIP	02/04/2009	59,801.00	.000	11/15/2021	100,000.00	4.065	199
912833LF5	194194	2000	US TREASURY STRIP	11/24/2009	61,591.00	.000	11/15/2021	100,000.00	4.088	199
912833LF5	194727	2000	US TREASURY STRIP	01/28/2010	30,544.50	.000	11/15/2021	50,000.00	4.222	199
912833LF5	201933	2000	US TREASURY STRIP	11/17/2010	35,344.50	.000	11/15/2021	50,000.00	3.180	199
912833LF5	202148	2000	US TREASURY STRIP	11/24/2010	34,551.00	.000	11/15/2021	50,000.00	3.396	199
912833LF5	203388	2000	US TREASURY STRIP	01/31/2011	66,261.00	.000	11/15/2021	100,000.00	3.852	199
912833LF5	212190	2000	US TREASURY STRIP	11/30/2012	130,705.50	.000	11/15/2021	150,000.00	1.543	199
912833LF5	212320	2000	US TREASURY STRIP	12/13/2012	306,099.50	.000	11/15/2021	350,000.00	1.508	199
912833LF5	212649	2000	US TREASURY STRIP	01/17/2013	42,963.00	.000	11/15/2021	50,000.00	1.726	199
912833LF5	216069	2000	US TREASURY STRIP	11/21/2013	41,378.00	.000	11/15/2021	50,000.00	2.385	199
912833LF5	216414	2000	US TREASURY STRIP	01/09/2014	80,998.00	.000	11/15/2021	100,000.00	2.703	199
912833LF5	219691	2000	US TREASURY STRIP	11/20/2014	215,610.00	.000	11/15/2021	250,000.00	2.130	199
912833LF5	220244	2000	US TREASURY STRIP	01/09/2015	44,316.00	.000	11/15/2021	50,000.00	1.770	199
912833LF5	220346	2000	US TREASURY STRIP	01/20/2015	89,074.00	.000	11/15/2021	100,000.00	1.704	199
912833LF5	220432	2000	US TREASURY STRIP	01/26/2015	89,728.00	.000	11/15/2021	100,000.00	1.600	199
912833LF5	220453	2000	US TREASURY STRIP	01/26/2015	44,760.00	.000	11/15/2021	50,000.00	1.634	199
912833LF5	220472	2000	US TREASURY STRIP	01/26/2015	35,842.80	.000	11/15/2021	40,000.00	1.620	199
912833LF5	220501	2000	US TREASURY STRIP	01/27/2015	223,725.00	.000	11/15/2021	250,000.00	1.640	199
912833LF5	220605	2000	US TREASURY STRIP	01/29/2015	222,852.50	.000	11/15/2021	250,000.00	1.699	199
912833LF5	225020	2000	USTREASURYSTRIP	12/24/2015	222,765.00	.000	11/15/2021	250,000.00	1.967	199



Run Date: 5/5/2021 10:19:51 AM

Investments Outstanding As Of Date: 4/30/2021

INVENTORY BY MATURITY REPORT

CUSIP	Investment #	Fund	Issuer	Purchase Date	Current Book	Current Rate	Maturity Date	Current Par	YTM	Days to Maturity
912833LF5	225341	2000	USTREASURYSTRIP	02/04/2016	91,102.00	.000	11/15/2021	100,000.00	1.620	199
912833LF5	228570	2000	US TREASURY STRI ZERO-% 1	11/14/2016	16,781.58	.000	11/15/2021	18,000.00	1.406	199
912833LF5	229105	2000	S 0 11-15-21	01/12/2017	18,194.00	.000	11/15/2021	20,000.00	1.965	199
912833LF5	229107	2000	S 0 11-15-21	01/12/2017	18,194.00	.000	11/15/2021	20,000.00	1.965	199
912833LF5	229270	2000	S 0 11-15-21	01/26/2017	227,652.50	.000	11/15/2021	250,000.00	1.960	199
912833LF5	229396	2000	S 0 11-15-21	02/02/2017	36,386.40	.000	11/15/2021	40,000.00	1.990	199
912833LF5	234356	2000	S 0 11-15-21	11/16/2017	92,573.00	.000	11/15/2021	100,000.00	1.940	199
912833LF5	234929	2000	S 0 11-15-21	01/25/2018	36,612.40	.000	11/15/2021	40,000.00	2.340	199
912833LF5	235054	2000	S 0 11-15-21	02/02/2018	36,590.00	.000	11/15/2021	40,000.00	2.370	199
912833LF5	243382	2000	S 0 11-15-21	11/15/2019	38,676.00	.000	11/15/2021	40,000.00	1.690	199
912833LF5	243622	2000	S 0 11-15-21	12/09/2019	38,808.40	.000	11/15/2021	40,000.00	1.570	199
912833LF5	243718	2000	S 0 11-15-21	12/16/2019	38,753.60	.000	11/15/2021	40,000.00	1.660	199
912833LF5	247325	2000	S 0 11-15-21	11/06/2020	39,963.20	.000	11/15/2021	40,000.00	.090	199
912833LF5	247465	2000	S 0 11-15-21	11/19/2020	79,956.80	.000	11/15/2021	80,000.00	.055	199
912833LF5	247630	2000	S 0 11-15-21	12/03/2020	39,983.60	.000	11/15/2021	40,000.00	.043	199
912833LF5	247782	2000	S 0 11-15-21	12/14/2020	39,969.48	.000	11/15/2021	40,000.00	.083	199
912833LF5	247842	2000	S 0 11-15-21	12/17/2020	39,989.20	.000	11/15/2021	40,000.00	.030	199
90331HNX7	243292	1030	USB 3.45 11-16-21 BKNT	11/07/2019	1,101,297.50	3.450	11/16/2021	1,070,000.00	1.969	200
90331HNX7	244357	1030	USB 3.45 11-16-21 BKNT	02/13/2020	5,150,064.55	3.450	11/16/2021	5,000,000.00	1.709	200
90331HNX7	244515	1030	USB 3.45 11-16-21 BKNT	02/28/2020	7,423,047.60	3.450	11/16/2021	7,188,000.00	1.512	200
LD2000213	243483	3050	RAMCO ELECTRIC MOTORS	11/20/2019	162,569.00	.150	11/19/2021	162,569.00	.150	203
EC2001419	243504	3030	JEAN BYERLY	11/21/2019	57,500.00	.300	11/19/2021	57,500.00	.300	203
EC2001328	243505	3030	KIM AMBROSE	11/21/2019	106,775.00	.300	11/19/2021	106,775.00	.300	203
EC2001336	243506	3030	STEVEN FRIEDMAN	11/21/2019	64,500.00	.300	11/19/2021	64,500.00	.300	203
EC2001344	243507	3030	MICHAEL COLLETT	11/21/2019	108,640.00	.300	11/19/2021	108,640.00	.300	203
EC2001351	243508	3030	KIMBERLY AND JEFFREY PARR	11/21/2019	125,000.00	.300	11/19/2021	125,000.00	.300	203
EC2001369	243509	3030	SCOTT MACKENZIE	11/21/2019	218,732.92	.300	11/19/2021	218,732.92	.300	203
EC2001377	243510	3030	CHRISTOPHER RISMILLER	11/21/2019	176,330.00	.300	11/19/2021	176,330.00	.300	203
EC2001385	243511	3030	JONATHAN KENNEDY	11/21/2019	190,904.00	.300	11/19/2021	190,904.00	.300	203
EC2001393	243512	3030	KAMMY CUNNINGHAM	11/21/2019	350,000.00	.300	11/19/2021	350,000.00	.300	203
EC2001401	243513	3030	THOMAS ZENO	11/21/2019	194,104.75	.300	11/19/2021	194,104.75	.300	203
3130AHJY0	245475	1010	FHLB 1 5-8 11-19-21	04/20/2020	5,106,150.00	1.625	11/19/2021	5,000,000.00	.278	203
LD2000221	243585	3050	METAL MASTER FABRICATION	11/27/2019	263,440.96	.150	11/26/2021	263,440.96	.150	210



Run Date: 5/5/2021 10:19:51 AM

Investments Outstanding As Of Date: 4/30/2021

INVENTORY BY MATURITY REPORT

CUSIP	Investment #	Fund	Issuer	Purchase Date	Current Book	Current Rate	Maturity Date	Current Par	YTM	Days to Maturity
3130AABG2	228783	1010	FHLB 1 7-8 11-29-21	12/02/2016	4,967,300.00	1.875	11/29/2021	5,000,000.00	2.013	213
EC2001526	243556	3030	BRIAN AND CATHY BARR	11/26/2019	27,605.00	.300	11/29/2021	27,605.00	.300	213
EC2001518	243557	3030	BENJAMIN OLIVER	11/26/2019	71,500.00	.300	11/29/2021	71,500.00	.300	213
EC2001500	243558	3030	TODD HANSEN	11/26/2019	210,000.00	.300	11/29/2021	210,000.00	.300	213
EC2001492	243559	3030	KEITH AND NICOLE FAWCETT	11/26/2019	186,725.00	.300	11/29/2021	186,725.00	.300	213
EC2001484	243560	3030	ERIC DANIEL	11/26/2019	202,888.00	.300	11/29/2021	202,888.00	.300	213
EC2001476	243561	3030	STEPHEN ROSE	11/26/2019	211,344.00	.300	11/29/2021	211,344.00	.300	213
EC2001468	243562	3030	WILLIAM JEREW II	11/26/2019	205,815.40	.300	11/29/2021	205,815.40	.300	213
EC2001450	243563	3030	JACOB HEALEY	11/26/2019	85,000.00	.300	11/29/2021	85,000.00	.300	213
EC2001443	243564	3030	TIMOTHY AND NICOLE GRAHA	11/26/2019	33,996.82	.300	11/29/2021	33,996.82	.300	213
EC2001427	243565	3030	MARK AND HOLLY CHARVILLE	11/26/2019	350,000.00	.300	11/29/2021	350,000.00	.300	213
EC2001435	243566	3030	MICHAEL BANIG	11/26/2019	75,000.00	.300	11/29/2021	75,000.00	.300	213
912828U65	228782	1020	T 1 3-4 11-30-21	12/02/2016	9,935,937.50	1.750	11/30/2021	10,000,000.00	1.885	214
912828U65	233867	1020	T 1 3-4 11-30-21	10/03/2017	14,945,507.81	1.750	11/30/2021	15,000,000.00	1.841	214
912828U65	248570	1000	T 1 3-4 11-30-21	02/05/2021	25,343,750.00	1.750	11/30/2021	25,000,000.00	.064	214
9127965G0	248943	1000	B 12-02-21	03/01/2021	24,989,937.50	.000	12/02/2021	25,000,000.00	.053	216
EC2001534	243611	3030	BARBARA ZALOKAR	12/03/2019	93,000.00	.300	12/03/2021	93,000.00	.300	217
LD2000239	243649	3050	FRAZIE WEALTH MANNAGEME	12/04/2019	206,151.35	.000	12/03/2021	206,151.35	.000	217
LD2000247	243658	3050	LEAD PRODUCTS LLC	12/05/2019	26,570.00	.000	12/03/2021	26,570.00	.000	217
69353REY0	229228	1030	PNC 2.55 12-09-21 BKNT	01/24/2017	9,941,700.00	2.550	12/09/2021	10,000,000.00	2.678	223
69353REY0	243293	1030	PNC 2.55 12-09-21 BKNT	11/07/2019	2,277,450.00	2.550	12/09/2021	2,250,000.00	1.951	223
69353REY0	243339	1030	PNC 2.55 12-09-21 BKNT	11/12/2019	3,738,157.60	2.550	12/09/2021	3,695,000.00	1.972	223
LD2000254	243681	3050	IRON CITY PIPE AND SUPPLY	12/09/2019	880,000.00	.000	12/09/2021	880,000.00	.000	223
EC2001583	243682	3030	JOHN SCHMERSAL	12/09/2019	201,509.00	.300	12/09/2021	201,509.00	.300	223
EC2001575	243683	3030	JANINAH BARRETO HERNAND	12/09/2019	350,000.00	.300	12/09/2021	350,000.00	.300	223
EC2001567	243684	3030	REBECCA CLINE	12/09/2019	100,000.00	.300	12/09/2021	100,000.00	.300	223
EC2001559	243685	3030	LISA AND CHRISTOPHER CICH	12/09/2019	100,000.00	.300	12/09/2021	100,000.00	.300	223
EC2001542	243686	3030	KELLI ROY	12/09/2019	20,170.00	.300	12/09/2021	20,170.00	.300	223
LD2000270	243748	3050	CREATIVE TOTS	12/12/2019	188,970.38	.000	12/10/2021	188,970.38	.000	224
LD2000262	243749	3050	PROGRADE EXCAVATING DEM	12/12/2019	141,570.00	.000	12/10/2021	141,570.00	.000	224
EC2001591	243750	3030	NOLA PATTERSON	12/12/2019	28,170.00	.300	12/10/2021	28,170.00	.300	224
EC2001609	243751	3030	TAYLOR KOLON	12/12/2019	120,155.00	.300	12/10/2021	120,155.00	.300	224
EC2001617	243752	3030	THOMAS KANIA	12/12/2019	55,000.00	.300	12/10/2021	55,000.00	.300	224



Run Date: 5/5/2021 10:19:51 AM

Investments Outstanding As Of Date: 4/30/2021

INVENTORY BY MATURITY REPORT

CUSIP	Investment #	Fund	Issuer	Purchase Date	Current Book	Current Rate	Maturity Date	Current Par	YTM	Days to Maturity
EC2001625	243753	3030	KYLE RUSH	12/12/2019	180,544.00	.300	12/10/2021	180,544.00	.300	224
EC2001633	243754	3030	JASON MCQUOWN	12/12/2019	350,000.00	.300	12/10/2021	350,000.00	.300	224
EC2001641	243755	3030	TIMOTHY MORRIS	12/12/2019	100,332.85	.300	12/10/2021	100,332.85	.300	224
EC2001658	243756	3030	CARL AND LISA ALLEN	12/12/2019	350,000.00	.300	12/10/2021	350,000.00	.300	224
EC2001666	243757	3030	JERRY AND SHELLEY DROBNI	12/12/2019	280,000.00	.300	12/10/2021	280,000.00	.300	224
LD2000288	243780	3050	SMITTYS CUSTOM AUTOMOTI	12/16/2019	278,441.00	.000	12/16/2021	278,441.00	.000	230
LD2000304	243847	3050	LHFB PROPERTIES LLC	12/19/2019	103,934.45	.000	12/17/2021	103,934.45	.000	231
LD2000338	243848	3050	MEGA PLASTICS CO	12/19/2019	89,000.00	.000	12/17/2021	89,000.00	.000	231
LD2000312	243849	3050	F K CONCEPTS INC	12/19/2019	39,050.00	.000	12/17/2021	39,050.00	.000	231
LD2000320	243850	3050	ZIEHLER LANDSCAPING LLC	12/19/2019	90,474.10	.000	12/17/2021	90,474.10	.000	231
3133ELJL9	244200	1010	FFCB Float 12-22-21	01/30/2020	9,999,244.40	.108	12/22/2021	10,000,000.00	.119	236
89116EZP1	249306	1000	TDHUSA CP 0 12-23-21	03/24/2021	49,937,208.33	.000	12/23/2021	50,000,000.00	.165	237
3130AACT3	231392	1010	FHLB 1 1-2 12-28-21 0003	05/16/2017	5,000,000.00	2.400	12/28/2021	5,000,000.00	2.400	242
912796A90	248944	1000	B 12-30-21	03/01/2021	49,976,777.78	.000	12/30/2021	50,000,000.00	.055	244
912796A90	249214	1000	B 0 12-30-21	03/17/2021	49,976,000.00	.000	12/30/2021	50,000,000.00	.060	244
912828U81	229026	1020	T 2 12-31-21	01/03/2017	10,011,718.75	2.000	12/31/2021	10,000,000.00	1.975	245
912828U81	233008	1020	T 2 12-31-21	07/05/2017	15,080,859.38	2.000	12/31/2021	15,000,000.00	1.874	245
912828U81	238564	1020	T 2 12-31-21	10/12/2018	9,710,156.25	2.000	12/31/2021	10,000,000.00	2.950	245
912828U81	247883	1000	T 2 12-31-21	12/16/2020	40,789,775.20	2.000	12/31/2021	40,000,000.00	.101	245
24422ETL3	243050	1030	DE 2.65 01-06-22 MTN	10/08/2019	3,231,247.80	2.650	01/06/2022	3,162,000.00	1.651	251
EC2001674	243973	3030	MAEVE MEIER	01/07/2020	137,750.00	.000	01/07/2022	137,750.00	.000	252
EC2001682	243974	3030	CAROLYN DUNLAP	01/07/2020	175,007.00	.000	01/07/2022	175,007.00	.000	252
EC2001690	243975	3030	DARRELL ROUSSE	01/07/2020	125,000.00	.000	01/07/2022	125,000.00	.000	252
EC2001708	243976	3030	ZANE BUXTON	01/07/2020	210,000.00	.000	01/07/2022	210,000.00	.000	252
EC2001716	243977	3030	DAVID MADER	01/07/2020	191,730.00	.000	01/07/2022	191,730.00	.000	252
LD2000346	244029	3050	GUARDPLUS	01/10/2020	378,400.00	.200	01/10/2022	378,400.00	.200	255
3137EADB2	245599	1010	FHLMC 2 3-8 01-13-22	04/24/2020	6,766,317.96	2.375	01/13/2022	6,537,000.00	.327	258
LD2000353	244082	3050	BOBCAT OF LIMA INC	01/17/2020	490,037.52	.500	01/14/2022	490,037.52	.500	259
31359YCK1	173956	2000	FNMA STRIP	12/13/2005	138,142.38	.000	01/15/2022	318,000.00	5.250	260
3134A4MY7	178666	2000	FHLMC STRIP	10/30/2006	2,561,364.96	.000	01/15/2022	5,619,000.00	5.233	260
91159HHP8	229284	1030	USB 2 5-8 01-24-22	01/26/2017	5,027,150.00	2.625	01/24/2022	5,000,000.00	2.509	269
91159HHP8	229865	1030	USB 2 5-8 01-24-22	03/13/2017	4,984,300.00	2.625	01/24/2022	5,000,000.00	2.694	269
LD2000361	244158	3050	CLARKS GROCERY INC	01/24/2020	157,394.60	1.020	01/24/2022	157,394.60	1.020	269



Run Date: 5/5/2021 10:19:51 AM

Investments Outstanding As Of Date: 4/30/2021

INVENTORY BY MATURITY REPORT

CUSIP	Investment #	Fund	Issuer	Purchase Date	Current Book	Current Rate	Maturity Date	Current Par	YTM	Days to Maturity
912796C31	249209	1000	B 01-27-22	03/17/2021	24,987,930.56	.000	01/27/2022	25,000,000.00	.055	272
912796C31	249210	1000	B 01-27-22	03/17/2021	49,975,861.11	.000	01/27/2022	50,000,000.00	.055	272
912796C31	249211	1000	B 01-27-22	03/17/2021	49,975,861.11	.000	01/27/2022	50,000,000.00	.055	272
89116FAT7	249367	1000	TDHUSA CP 0 01-27-22	03/29/2021	49,924,000.00	.000	01/27/2022	50,000,000.00	.180	272
912796C31	249370	1000	B 01-27-22	03/30/2021	49,983,166.67	.000	01/27/2022	50,000,000.00	.040	272
912828H86	229805	1020	T 1 1-2 01-31-22	03/06/2017	9,740,625.00	1.500	01/31/2022	10,000,000.00	2.058	276
084670BF4	230356	1030	BRK 3.4 01-31-22	04/17/2017	5,487,336.32	3.400	01/31/2022	5,216,000.00	2.247	276
912828V72	233023	1020	T 1 7-8 01-31-22	07/06/2017	14,996,484.38	1.875	01/31/2022	15,000,000.00	1.880	276
912828V72	243650	1020	T 1 7-8 01-31-22	12/05/2019	10,057,812.50	1.875	01/31/2022	10,000,000.00	1.601	276
RE2000041	244234	3040	ALPHA GROCERY COMPANY LL	01/31/2020	233,890.53	.000	01/31/2022	233,890.53	.000	276
LD2000387	244235	3050	SHULTZ TRANSPORT INC	01/31/2020	48,575.00	.000	01/31/2022	48,575.00	.000	276
EC2001724	244236	3030	JOHN LEWIS LANG	01/31/2020	153,935.00	.300	01/31/2022	153,935.00	.300	276
EC2001732	244237	3030	THOMAS & MARILYN KOLAR	01/31/2020	211,169.00	.300	01/31/2022	211,169.00	.300	276
EC2001740	244238	3030	JOSHUA BEARD	01/31/2020	210,000.00	.300	01/31/2022	210,000.00	.300	276
EC2001757	244239	3030	TIFFANY PREIST	01/31/2020	116,065.00	.300	01/31/2022	116,065.00	.300	276
EC2001765	244240	3030	KENNETH PARTLOW	01/31/2020	350,000.00	.300	01/31/2022	350,000.00	.300	276
EC2001773	244241	3030	PAUL ANDERSON	01/31/2020	178,500.00	.300	01/31/2022	178,500.00	.300	276
EC2001781	244242	3030	HYNDHAVI CHOWDARY	01/31/2020	250,000.00	.300	01/31/2022	250,000.00	.300	276
EC2001799	244243	3030	REBECCA POTTER	01/31/2020	210,000.00	.300	01/31/2022	210,000.00	.300	276
LD2000395	244255	3050	INDOOR ENVRM SPECIALISTS	02/03/2020	32,177.68	.000	02/03/2022	32,177.68	.000	279
742718DY2	237500	1030	PG 2.3 02-06-22	07/18/2018	4,882,900.00	2.300	02/06/2022	5,000,000.00	3.000	282
LD2000403	244332	3050	CODEX LLC	02/07/2020	370,513.02	.500	02/07/2022	370,513.02	.500	283
037833CM0	229502	1030	AAPL 2 1-2 02-09-22	02/10/2017	5,023,800.00	2.500	02/09/2022	5,000,000.00	2.398	285
58933YAO8	238575	1030	MRK 2.35 02-10-22	10/15/2018	4,851,250.00	2.350	02/10/2022	5,000,000.00	3.303	286
58933YAO8	240317	1030	MRK 2.35 02-10-22	04/12/2019	4,980,750.00	2.350	02/10/2022	5,000,000.00	2.491	286
LD2000411	244367	3050	ZIEHLER LANDSCAPING LLC	02/12/2020	54,348.00	.000	02/11/2022	54,348.00	.000	287
912833LG3	180369	2000	US TREASURY STRIP	04/03/2007	24,060.00	.000	02/15/2022	50,000.00	4.980	291
912833LG3	180521	2000	US TREASURY STRIP	04/12/2007	47,349.00	.000	02/15/2022	100,000.00	5.100	291
912833LG3	180737	2000	US TREASURY STRIP	04/30/2007	48,332.00	.000	02/15/2022	100,000.00	4.975	291
912833LG3	184839	2000	US TREASURY STRIP	02/28/2008	5,212.86	.000	02/15/2022	10,000.00	4.720	291
912833LG3	185229	2000	US TREASURY STRIP	03/27/2008	5,465.00	.000	02/15/2022	10,000.00	4.399	291
912833LG3	185272	2000	US TREASURY STRIP	03/28/2008	27,138.00	.000	02/15/2022	50,000.00	4.450	291
912833LG3	185598	2000	US TREASURY STRIP	04/16/2008	27,571.00	.000	02/15/2022	50,000.00	4.350	291



Run Date: 5/5/2021 10:19:51 AM

Investments Outstanding As Of Date: 4/30/2021

INVENTORY BY MATURITY REPORT

CUSIP	Investment #	Fund	Issuer	Purchase Date	Current Book	Current Rate	Maturity Date	Current Par	YTM	Days to Maturity
912833LG3	185617	2000	US TREASURY STRIP	04/16/2008	5,510.00	.000	02/15/2022	10,000.00	4.356	291
912833LG3	185884	2000	US TREASURY STRIP	04/28/2008	13,221.50	.000	02/15/2022	25,000.00	4.670	291
912833LG3	190598	2000	US TREASURY STRIP	02/27/2009	30,269.00	.000	02/15/2022	50,000.00	3.908	291
912833LG3	190829	2000	US TREASURY STRIP	03/20/2009	30,215.50	.000	02/15/2022	50,000.00	3.940	291
912833LG3	190955	2000	US TREASURY STRIP	03/30/2009	61,343.00	.000	02/15/2022	100,000.00	3.830	291
912833LG3	191121	2000	US TREASURY STRIP	04/13/2009	3,150.00	.000	02/15/2022	5,000.00	3.630	291
912833LG3	191209	2000	US TREASURY STRIP	04/16/2009	30,285.00	.000	02/15/2022	50,000.00	3.945	291
912833LG3	191859	2000	US TREASURY STRIP	04/24/2009	30,550.00	.000	02/15/2022	50,000.00	3.882	291
912833LG3	194856	2000	US TREASURY STRIP	02/08/2010	59,477.00	.000	02/15/2022	100,000.00	4.370	291
912833LG3	195182	2000	US TREASURY STRIP	03/03/2010	29,884.50	.000	02/15/2022	50,000.00	4.352	291
912833LG3	195389	2000	US TREASURY STRIP	03/12/2010	59,529.00	.000	02/15/2022	100,000.00	4.395	291
912833LG3	195858	2000	US TREASURY STRIP	04/08/2010	29,343.00	.000	02/15/2022	50,000.00	4.546	291
912833LG3	196883	2000	US TREASURY STRIP	04/30/2010	30,279.50	.000	02/15/2022	50,000.00	4.298	291
912833LG3	203857	2000	US TREASURY STRIP	02/28/2011	32,524.00	.000	02/15/2022	50,000.00	3.961	291
912833LG3	204504	2000	US TREASURY STRIP	04/12/2011	64,668.00	.000	02/15/2022	100,000.00	4.060	291
912833LG3	205417	2000	US TREASURY STRIP	05/05/2011	66,786.00	.000	02/15/2022	100,000.00	3.779	291
912833LG3	208700	2000	US TREASURY STRIP	02/16/2012	40,576.00	.000	02/15/2022	50,000.00	2.100	291
912833LG3	208871	2000	US TREASURY STRIP	03/05/2012	81,320.00	.000	02/15/2022	100,000.00	2.089	291
912833LG3	209010	2000	US TREASURY STRIP	03/19/2012	39,357.00	.000	02/15/2022	50,000.00	2.430	291
912833LG3	209135	2000	US TREASURY STRIP	04/05/2012	39,816.50	.000	02/15/2022	50,000.00	2.323	291
912833LG3	209927	2000	US TREASURY STRIP	04/30/2012	40,591.00	.000	02/15/2022	50,000.00	2.140	291
912833LG3	213284	2000	US TREASURY STRIP	03/25/2013	42,445.50	.000	02/15/2022	50,000.00	1.850	291
912833LG3	213359	2000	US TREASURY STRIP	03/28/2013	85,091.00	.000	02/15/2022	100,000.00	1.825	291
912833LG3	213436	2000	US TREASURY STRIP	04/04/2013	42,901.50	.000	02/15/2022	50,000.00	1.734	291
912833LG3	213503	2000	US TREASURY STRIP	04/12/2013	86,609.00	.000	02/15/2022	100,000.00	1.632	291
912833LG3	214254	2000	US TREASURY STRIP	05/02/2013	87,156.00	.000	02/15/2022	100,000.00	1.570	291
912833LG3	216909	2000	US TREASURY STRIP	03/21/2014	205,575.00	.000	02/15/2022	250,000.00	2.490	291
912833LG3	220874	2000	US TREASURY STRIP	02/13/2015	35,134.40	.000	02/15/2022	40,000.00	1.860	291
912833LG3	222348	2000	US TREASURY STRIP	04/30/2015	35,533.60	.000	02/15/2022	40,000.00	1.750	291
912833LG3	225730	2000	USTREASURYSTRI	03/17/2016	36,140.00	.000	02/15/2022	40,000.00	1.723	291
912833LG3	225757	2000	USTREASURYSTRI	03/17/2016	16,491.79	.000	02/15/2022	18,250.00	1.720	291
912833LG3	229650	2000	S 0 02-15-22	02/24/2017	46,982.52	.000	02/15/2022	52,000.00	2.050	291
912833LG3	230016	2000	S 0 02-15-22	03/24/2017	361,420.00	.000	02/15/2022	400,000.00	2.082	291



Run Date: 5/5/2021 10:19:51 AM

Investments Outstanding As Of Date: 4/30/2021

INVENTORY BY MATURITY REPORT

CUSIP	Investment #	Fund	Issuer	Purchase Date	Current Book	Current Rate	Maturity Date	Current Par	YTM	Days to Maturity
912833LG3	230130	2000	S 0 02-15-22	03/30/2017	226,605.00	.000	02/15/2022	250,000.00	2.023	291
912833LG3	230235	2000	S 0 02-15-22	04/06/2017	45,476.50	.000	02/15/2022	50,000.00	1.960	291
912833LG3	230352	2000	S 0 02-15-22	04/17/2017	36,463.60	.000	02/15/2022	40,000.00	1.925	291
912833LG3	230987	2000	S 0 02-15-22	04/28/2017	228,192.50	.000	02/15/2022	250,000.00	1.910	291
912833LG3	235196	2000	S 0 02-15-22	02/15/2018	36,244.40	.000	02/15/2022	40,000.00	2.480	291
912833LG3	235365	2000	S 0 02-15-22	03/01/2018	36,222.40	.000	02/15/2022	40,000.00	2.520	291
912833LG3	235386	2000	S 0 02-15-22	03/01/2018	36,188.80	.000	02/15/2022	40,000.00	2.544	291
912833LG3	235450	2000	S 0 02-15-22	03/05/2018	180,598.00	.000	02/15/2022	200,000.00	2.600	291
912833LG3	235523	2000	S 0 02-15-22	03/08/2018	36,214.80	.000	02/15/2022	40,000.00	2.538	291
912833LG3	236305	2000	S 0 02-15-22	04/26/2018	36,036.40	.000	02/15/2022	40,000.00	2.760	291
912833LG3	244732	2000	S 0 02-15-22	03/19/2020	39,704.80	.000	02/15/2022	40,000.00	.388	291
912833LG3	244835	2000	S 0 02-15-22	04/02/2020	24,930.00	.000	02/15/2022	25,000.00	.150	291
912833LG3	249108	2000	S 0 02-15-22	03/12/2021	39,999.20	.000	02/15/2022	40,000.00	.002	291
912833LG3	249136	2000	S 0 02-15-22	03/12/2021	79,998.40	.000	02/15/2022	80,000.00	.002	291
69353RFB9	243051	1030	PNC 2 5-8 02-17-22 BKNT	10/08/2019	7,160,371.75	2.625	02/17/2022	7,025,000.00	1.786	293
69353RFB9	243858	1030	PNC 2 5-8 02-17-22 BKNT	12/24/2019	5,068,500.00	2.625	02/17/2022	5,000,000.00	1.970	293
LD2000429	244413	3050	CONCRETE CORING COMPANY	02/19/2020	36,777.00	.000	02/18/2022	36,777.00	.000	294
912796D30	249196	1000	B 0 02-24-22	03/16/2021	49,966,458.33	.000	02/24/2022	50,000,000.00	.070	300
912796D30	249197	1000	B 0 02-24-22	03/16/2021	49,966,458.34	.000	02/24/2022	50,000,000.00	.070	300
LD2000437	244496	3050	GEIGER BRTHRS MCHNICL CO	02/25/2020	138,352.50	.400	02/25/2022	138,352.50	.400	301
14913Q2T5	243648	1030	CAT 2.95 02-26-22 MTN	12/06/2019	5,114,850.00	2.950	02/26/2022	5,000,000.00	1.889	302
912828J43	229757	1020	T 1 3-4 02-28-22	03/02/2017	9,872,330.00	1.750	02/28/2022	10,000,000.00	2.020	304
3136G4LR2	233568	1010	FNMA 2.06 02-28-22	09/01/2017	10,035,100.00	2.060	02/28/2022	10,000,000.00	1.978	304
912828W55	239253	1020	T 1 7-8 02-28-22	12/21/2018	14,648,437.50	1.875	02/28/2022	15,000,000.00	2.645	304
478160CD4	229772	1030	JNJ 2 1-4 03-03-22	03/06/2017	9,974,600.00	2.250	03/03/2022	10,000,000.00	2.304	307
0258M0EG0	243476	1030	AXP 2.7 03-03-22 MTN	11/21/2019	2,034,640.00	2.700	03/03/2022	2,000,000.00	1.920	307
0258M0EG0	243477	1030	AXP 2.7 03-03-22 MTN	11/21/2019	282,784.38	2.700	03/03/2022	278,000.00	1.925	307
0258M0EG0	243964	1030	AXP 2.7 03-03-22 MTN	01/08/2020	5,085,950.00	2.700	03/03/2022	5,000,000.00	1.881	307
0258M0EG0	243979	1030	AXP 2.7 03-03-22 MTN	01/09/2020	10,172,700.00	2.700	03/03/2022	10,000,000.00	1.876	307
0258M0EG0	244045	1030	AXP 2.7 03-03-22 MTN	01/16/2020	4,068,760.00	2.700	03/03/2022	4,000,000.00	1.873	307
166764AT7	244274	1030	CVX 2.411 03-03-22	02/06/2020	5,075,250.00	2.411	03/03/2022	5,000,000.00	1.670	307
LD2000445	244630	3050	GRUNDER LANDSCAPING CO	03/06/2020	109,765.00	.000	03/04/2022	109,765.00	.000	308
LD2000452	244631	3050	CROSS COUNTRY POLE BUILD	03/06/2020	64,071.00	.000	03/04/2022	64,071.00	.000	308



Run Date: 5/5/2021 10:19:51 AM

Investments Outstanding As Of Date: 4/30/2021

## INVENTORY BY MATURITY REPORT

CUSIP	Investment #	Fund	Issuer	Purchase Date	Current Book	Current Rate	Maturity Date	Current Par	YTM	Days to Maturity
713448BY3	244580	1030	PEP 2 3-4 03-05-22	03/05/2020	2,104,290.00	2.750	03/05/2022	2,043,000.00	1.227	309
3134A4BV5	178685	2000	FHLMC STRIP	10/31/2006	2,080,702.26	.000	03/15/2022	4,602,000.00	5.231	319
24422ERM3	243827	1030	DE 2 3-4 03-15-22 MTN	12/20/2019	5,294,744.00	2.750	03/15/2022	5,200,000.00	1.913	319
LD2000460	244728	3050	VON SOSSAN CONTRACTING I	03/16/2020	400,000.00	.000	03/16/2022	400,000.00	.000	320
LD2000478	244729	3050	K F DEVELOPMENT MONCLOV	03/16/2020	400,000.00	.000	03/16/2022	400,000.00	.000	320
LD2000486	244730	3050	DRS FRANKEL AND PUHL LLC	03/16/2020	400,000.00	.000	03/16/2022	400,000.00	.000	320
3133ELTZ7	244717	1010	FFCB 0 5-8 03-18-22	03/18/2020	9,984,000.00	.625	03/18/2022	10,000,000.00	.706	322
89116FCN8	249327	1000	TDHUSA CP 0 03-22-22	03/25/2021	49,899,444.44	.000	03/22/2022	50,000,000.00	.200	326
912796F38	249286	1000	WIB 03-24-22	03/25/2021	49,969,666.67	.000	03/24/2022	50,000,000.00	.060	328
912796F38	249287	1000	WIB 03-24-22	03/25/2021	49,969,666.66	.000	03/24/2022	50,000,000.00	.060	328
912796F38	249325	1000	B 03-24-22	03/26/2021	49,969,750.00	.000	03/24/2022	50,000,000.00	.060	328
912796F38	249326	1000	B 03-24-22	03/26/2021	49,969,750.00	.000	03/24/2022	50,000,000.00	.060	328
EC2001807	244820	3030	JOHN PEDEN	03/30/2020	85,000.00	.300	03/30/2022	85,000.00	.300	334
EC2001815	244821	3030	ANGELA RILEY	03/30/2020	53,405.00	.300	03/30/2022	53,405.00	.300	334
EC2001823	244822	3030	KRYSTAL LILLY	03/30/2020	66,400.00	.300	03/30/2022	66,400.00	.300	334
EC2001831	244823	3030	HAYLEY FOX	03/30/2020	142,047.50	.300	03/30/2022	142,047.50	.300	334
EC2001849	244824	3030	TRACY ROBERTSON	03/30/2020	52,205.00	.300	03/30/2022	52,205.00	.300	334
EC2001856	244825	3030	BLAKE WRIGHT	03/30/2020	315,000.00	.300	03/30/2022	315,000.00	.300	334
EC2001864	244826	3030	DAVID CASON	03/30/2020	250,000.00	.300	03/30/2022	250,000.00	.300	334
EC2001872	244827	3030	RICHARD BRADY	03/30/2020	350,000.00	.300	03/30/2022	350,000.00	.300	334
912828W89	231009	1020	T 1 7-8 03-31-22	04/27/2017	10,007,031.25	1.875	03/31/2022	10,000,000.00	1.860	335
912828W89	231248	1020	T 1 7-8 03-31-22	05/05/2017	10,000,000.00	1.875	03/31/2022	10,000,000.00	1.875	335
912828J76	233314	1020	T 1 3-4 03-31-22	08/09/2017	19,959,375.00	1.750	03/31/2022	20,000,000.00	1.796	335
EC2001880	244841	3030	DAVE AND JILL STEINMETZ	03/31/2020	75,000.00	.300	03/31/2022	75,000.00	.300	335
EC2001898	244843	3030	JAMES VASTARTIS	03/31/2020	175,007.00	.300	03/31/2022	175,007.00	.300	335
EC2001906	244844	3030	C THOMAS SCHNEIDER	03/31/2020	252,000.00	.300	03/31/2022	252,000.00	.300	335
EC2001914	244845	3030	JEREMY ROTH	03/31/2020	90,000.00	.300	03/31/2022	90,000.00	.300	335
EC2001922	244847	3030	VICKI PIATT	03/31/2020	53,475.00	.300	03/31/2022	53,475.00	.300	335
EC2001930	244848	3030	KIMBERLY MANN	03/31/2020	350,000.00	.300	03/31/2022	350,000.00	.300	335
EC2001948	244849	3030	BENJAMIN FORSHEE	03/31/2020	266,000.00	.300	03/31/2022	266,000.00	.300	335
EC2001955	244850	3030	CHRISTINA SHERRILL	03/31/2020	61,660.00	.300	03/31/2022	61,660.00	.300	335
EC2001963	244852	3030	LEONARD AND DONNA VARGO	03/31/2020	350,000.00	.300	03/31/2022	350,000.00	.300	335
EC2001971	244853	3030	NATHAN POND	03/31/2020	270,081.00	.300	03/31/2022	270,081.00	.300	335





Run Date: 5/5/2021 10:19:51 AM

Investments Outstanding As Of Date: 4/30/2021

## INVENTORY BY MATURITY REPORT

CUSIP	Investment #	Fund	Issuer	Purchase Date	Current Book	Current Rate	Maturity Date	Current Par	YTM	Days to Maturity
46513XGT1	230154	1010	ISRAEL BOND	04/03/2017	7,500,000.00	3.500	04/01/2022	7,500,000.00	3.500	336
46513XHT0	230155	1010	ISRAEL FLOATING RATE BOND	04/03/2017	7,500,000.00	1.663	04/01/2022	7,500,000.00	1.663	336
46513XBT6	230156	1010	ISRAEL BOND	04/03/2017	10,000,000.00	3.200	04/01/2022	10,000,000.00	3.200	336
677522U44	244119	1010	OPFC Veterans Compensation	02/05/2020	4,985,000.00	1.694	04/01/2022	4,985,000.00	1.694	336
46513JAG6	244951	1010	ISRAEL BOND 1.35 4-1-22	04/15/2020	5,000,000.00	1.350	04/01/2022	5,000,000.00	1.350	336
3135GOT45	234649	1010	FNMA 1 7-8 04-05-22	12/26/2017	9,858,300.00	1.875	04/05/2022	10,000,000.00	2.224	340
89236TFX8	240343	1030	TOYOTA 2.65 04-12-22 MTN	04/17/2019	4,998,100.00	2.650	04/12/2022	5,000,000.00	2.663	347
89236TFX8	244019	1030	TOYOTA 2.65 04-12-22 MTN	01/13/2020	5,604,060.00	2.650	04/12/2022	5,500,000.00	1.787	347
EC2001989	244969	3030	DAUREL COPLEY	04/13/2020	104,140.20	.150	04/13/2022	104,140.20	.150	348
AG2100869	249561	3010	Ronald Ratliff	04/20/2021	150,000.00	.001	04/13/2022	150,000.00	.001	348
AG2101982	249572	3010	Justin Gearhart	04/20/2021	75,000.00	.001	04/13/2022	75,000.00	.001	348
AG2102568	249576	3010	Dennis Steffan	04/20/2021	50,000.00	.001	04/13/2022	50,000.00	.001	348
AG2100034	249577	3010	Timothy Lyden	04/20/2021	108,000.00	.001	04/13/2022	108,000.00	.001	348
AG2100042	249578	3010	Anthony Berelsman	04/20/2021	50,235.00	.001	04/13/2022	50,235.00	.001	348
AG2100059	249579	3010	Jeremy Siefker	04/20/2021	90,000.00	.001	04/13/2022	90,000.00	.001	348
AG2100067	249580	3010	Todd Hunt	04/20/2021	65,000.00	.001	04/13/2022	65,000.00	.001	348
AG2100075	249581	3010	Steven Oberholtzer	04/20/2021	150,000.00	.001	04/13/2022	150,000.00	.001	348
AG2100083	249582	3010	Norman Oberholtzer	04/20/2021	75,000.00	.001	04/13/2022	75,000.00	.001	348
AG2100091	249583	3010	Kevin Walter	04/20/2021	75,000.00	.001	04/13/2022	75,000.00	.001	348
AG2100109	249584	3010	Loren Newswanger	04/20/2021	150,000.00	.001	04/13/2022	150,000.00	.001	348
AG2100117	249585	3010	Lawrence Zimmerman	04/20/2021	150,000.00	.001	04/13/2022	150,000.00	.001	348
AG2100125	249586	3010	Bryan Deppen	04/20/2021	150,000.00	.001	04/13/2022	150,000.00	.001	348
AG2100133	249587	3010	James Rossman	04/20/2021	120,000.00	.001	04/13/2022	120,000.00	.001	348
AG2100141	249588	3010	Alvin Oberholtzer	04/20/2021	130,000.00	.001	04/13/2022	130,000.00	.001	348
AG2100158	249589	3010	Benny Ritz	04/20/2021	150,000.00	.001	04/13/2022	150,000.00	.001	348
AG2100166	249590	3010	Dan Wittmer	04/20/2021	150,000.00	.001	04/13/2022	150,000.00	.001	348
AG2100174	249591	3010	Lucas Wittmer	04/20/2021	150,000.00	.001	04/13/2022	150,000.00	.001	348
AG2100182	249592	3010	Ronald King	04/20/2021	60,000.00	.001	04/13/2022	60,000.00	.001	348
AG2100190	249593	3010	Kenneth Waldock	04/20/2021	130,000.00	.001	04/13/2022	130,000.00	.001	348
AG2100208	249594	3010	Andrew Rietschlin	04/20/2021	70,000.00	.001	04/13/2022	70,000.00	.001	348
AG2100299	249595	3010	Donald Shaw Jr.	04/20/2021	150,000.00	.001	04/13/2022	150,000.00	.001	348
AG2100265	249596	3010	GAB Hamman Farms	04/20/2021	150,000.00	.001	04/13/2022	150,000.00	.001	348
AG2100349	249597	3010	GARRY SCHOOLEY	04/20/2021	31,250.00	.001	04/13/2022	31,250.00	.001	348



Run Date: 5/5/2021 10:19:51 AM

Investments Outstanding As Of Date: 4/30/2021

INVENTORY BY MATURITY REPORT

CUSIP	Investment #	Fund	Issuer	Purchase Date	Current Book	Current Rate	Maturity Date	Current Par	YTM	Days to Maturity
AG2100224	249598	3010	Gerald Young	04/20/2021	150,000.00	.001	04/13/2022	150,000.00	.001	348
AG2100364	249599	3010	Jason Sharp	04/20/2021	60,000.00	.001	04/13/2022	60,000.00	.001	348
AG2100281	249600	3010	John Hoffman	04/20/2021	150,000.00	.001	04/13/2022	150,000.00	.001	348
AG2100398	249601	3010	John Roberts	04/20/2021	90,000.00	.001	04/13/2022	90,000.00	.001	348
AG2100323	249602	3010	Jonathon Evans	04/20/2021	4,000.00	.001	04/13/2022	4,000.00	.001	348
AG2100331	249603	3010	Joshua W Roberts	04/20/2021	20,000.00	.001	04/13/2022	20,000.00	.001	348
AG2100315	249604	3010	LUKE BAUGESS	04/20/2021	50,000.00	.001	04/13/2022	50,000.00	.001	348
AG2100240	249605	3010	Mark Kise	04/20/2021	110,000.00	.001	04/13/2022	110,000.00	.001	348
AG2100257	249606	3010	Maynard Moody Jr.	04/20/2021	100,000.00	.001	04/13/2022	100,000.00	.001	348
AG2100356	249607	3010	RICHARD LAMP	04/20/2021	145,500.00	.001	04/13/2022	145,500.00	.001	348
AG2100372	249608	3010	Richard McPherson	04/20/2021	150,000.00	.001	04/13/2022	150,000.00	.001	348
AG2100380	249609	3010	Riley Farms	04/20/2021	150,000.00	.001	04/13/2022	150,000.00	.001	348
AG2100216	249610	3010	Samuel Rietschlin	04/20/2021	70,000.00	.001	04/13/2022	70,000.00	.001	348
AG2100273	249611	3010	Steve A Gifford	04/20/2021	150,000.00	.001	04/13/2022	150,000.00	.001	348
AG2100232	249612	3010	Vernon Hoover	04/20/2021	30,000.00	.001	04/13/2022	30,000.00	.001	348
AG2100307	249613	3010	Wayne Patrick	04/20/2021	65,000.00	.001	04/13/2022	65,000.00	.001	348
AG2100406	249614	3010	Wayne Roberts	04/20/2021	80,000.00	.001	04/13/2022	80,000.00	.001	348
AG2100471	249615	3010	Douglas Bonham	04/20/2021	150,000.00	.001	04/13/2022	150,000.00	.001	348
AG2100448	249616	3010	Hastings Farms General Partn	04/20/2021	150,000.00	.001	04/13/2022	150,000.00	.001	348
AG2100414	249617	3010	JEFFREY LAMP	04/20/2021	120,350.00	.001	04/13/2022	120,350.00	.001	348
AG2100455	249618	3010	John M. Bell	04/20/2021	150,000.00	.001	04/13/2022	150,000.00	.001	348
AG2100489	249619	3010	Jonathan David King	04/20/2021	50,000.00	.001	04/13/2022	50,000.00	.001	348
AG2100497	249620	3010	Jonathan Hildebrand	04/20/2021	40,000.00	.001	04/13/2022	40,000.00	.001	348
AG2100505	249621	3010	Joshua R Yoder	04/20/2021	150,000.00	.001	04/13/2022	150,000.00	.001	348
AG2100513	249622	3010	Keith Roberts	04/20/2021	150,000.00	.001	04/13/2022	150,000.00	.001	348
AG2100521	249623	3010	Kenneth Osborn	04/20/2021	150,000.00	.001	04/13/2022	150,000.00	.001	348
AG2100539	249624	3010	Larry Timmons Jr.	04/20/2021	135,000.00	.001	04/13/2022	135,000.00	.001	348
AG2100562	249625	3010	Louis Meyer	04/20/2021	150,000.00	.001	04/13/2022	150,000.00	.001	348
AG2100596	249626	3010	Lucas Hawkins	04/20/2021	150,000.00	.001	04/13/2022	150,000.00	.001	348
AG2100422	249627	3010	Mark Wolfe	04/20/2021	50,000.00	.001	04/13/2022	50,000.00	.001	348
AG2100570	249628	3010	Mary Lu Swartz	04/20/2021	75,000.00	.001	04/13/2022	75,000.00	.001	348
AG2100547	249629	3010	Michael Lanman	04/20/2021	150,000.00	.001	04/13/2022	150,000.00	.001	348
AG2100588	249630	3010	Robert Lill	04/20/2021	150,000.00	.001	04/13/2022	150,000.00	.001	348



Run Date: 5/5/2021 10:19:51 AM

Investments Outstanding As Of Date: 4/30/2021

## INVENTORY BY MATURITY REPORT

CUSIP	Investment #	Fund	Issuer	Purchase Date	Current Book	Current Rate	Maturity Date	Current Par	YTM	Days to Maturity
AG2100554	249631	3010	Ryan and Greg Lee	04/20/2021	150,000.00	.001	04/13/2022	150,000.00	.001	348
AG2100463	249632	3010	Thomas Conner	04/20/2021	50,000.00	.001	04/13/2022	50,000.00	.001	348
AG2100430	249633	3010	Timothy Forrest	04/20/2021	25,000.00	.001	04/13/2022	25,000.00	.001	348
AG2104150	249634	3010	Locin Farm LLC	04/20/2021	50,000.00	.001	04/13/2022	50,000.00	.001	348
AG2101073	249635	3010	ADAM PETERS	04/20/2021	100,000.00	.001	04/13/2022	100,000.00	.001	348
AG2101206	249636	3010	Allen Ett	04/20/2021	150,000.00	.001	04/13/2022	150,000.00	.001	348
AG2101198	249637	3010	Andrew Dunlap	04/20/2021	150,000.00	.001	04/13/2022	150,000.00	.001	348
AG2101099	249638	3010	Benjamin Keller	04/20/2021	150,000.00	.001	04/13/2022	150,000.00	.001	348
AG2100620	249639	3010	Brian Call	04/20/2021	150,000.00	.001	04/13/2022	150,000.00	.001	348
AG2101305	249640	3010	Bryan Hupp	04/20/2021	150,000.00	.001	04/13/2022	150,000.00	.001	348
AG2100984	249641	3010	Charles Immell	04/20/2021	60,000.00	.001	04/13/2022	60,000.00	.001	348
AG2100638	249642	3010	Chris Vallery	04/20/2021	150,000.00	.001	04/13/2022	150,000.00	.001	348
AG2101149	249643	3010	Christopher Davis	04/20/2021	33,000.00	.001	04/13/2022	33,000.00	.001	348
AG2101131	249644	3010	Cyril Cupp	04/20/2021	150,000.00	.001	04/13/2022	150,000.00	.001	348
AG2100646	249645	3010	Dale Maxson	04/20/2021	120,000.00	.001	04/13/2022	120,000.00	.001	348
AG2101008	249646	3010	Dale Roush	04/20/2021	35,000.00	.001	04/13/2022	35,000.00	.001	348
AG2100653	249647	3010	Dale Siebold	04/20/2021	150,000.00	.001	04/13/2022	150,000.00	.001	348
AG2100661	249648	3010	Daniel Maxson	04/20/2021	70,000.00	.001	04/13/2022	70,000.00	.001	348
AG2100679	249649	3010	Darrell Ramsey	04/20/2021	150,000.00	.001	04/13/2022	150,000.00	.001	348
AG2101164	249650	3010	David Delong	04/20/2021	150,000.00	.001	04/13/2022	150,000.00	.001	348
AG2101040	249651	3010	Dennis Zeigler	04/20/2021	150,000.00	.001	04/13/2022	150,000.00	.001	348
AG2100687	249652	3010	Douglas Anderson	04/20/2021	150,000.00	.001	04/13/2022	150,000.00	.001	348
AG2101297	249653	3010	Dow D Huggett	04/20/2021	150,000.00	.001	04/13/2022	150,000.00	.001	348
AG2101057	249654	3010	Edward Coughenour	04/20/2021	150,000.00	.001	04/13/2022	150,000.00	.001	348
AG2101271	249655	3010	Edward Hoskinson	04/20/2021	150,000.00	.001	04/13/2022	150,000.00	.001	348
AG2100836	249656	3010	Franklin and Don Phelps	04/20/2021	150,000.00	.001	04/13/2022	150,000.00	.001	348
AG2100992	249657	3010	Fred Minshall	04/20/2021	50,000.00	.001	04/13/2022	50,000.00	.001	348
AG2101156	249658	3010	Gary Davis	04/20/2021	30,000.00	.001	04/13/2022	30,000.00	.001	348
AG2100950	249659	3010	Glenn Gulick	04/20/2021	150,000.00	.001	04/13/2022	150,000.00	.001	348
AG2100695	249660	3010	Grant Ratliff	04/20/2021	150,000.00	.001	04/13/2022	150,000.00	.001	348
AG2100901	249661	3010	Guy Scott Zurmehly	04/20/2021	150,000.00	.001	04/13/2022	150,000.00	.001	348
AG2100703	249662	3010	H. Richard Wolfe	04/20/2021	100,000.00	.001	04/13/2022	100,000.00	.001	348
AG2101263	249663	3010	Heather Hoffman	04/20/2021	150,000.00	.001	04/13/2022	150,000.00	.001	348



Run Date: 5/5/2021 10:19:51 AM

Investments Outstanding As Of Date: 4/30/2021

INVENTORY BY MATURITY REPORT

CUSIP	Investment #	Fund	Issuer	Purchase Date	Current Book	Current Rate	Maturity Date	Current Par	YTM	Days to Maturity
AG2101230	249664	3010	J Douglas Gifford	04/20/2021	150,000.00	.001	04/13/2022	150,000.00	.001	348
AG2101024	249665	3010	Jacob Shaffer	04/20/2021	75,000.00	.001	04/13/2022	75,000.00	.001	348
AG2100711	249666	3010	James and Larry Timmons	04/20/2021	150,000.00	.001	04/13/2022	150,000.00	.001	348
AG2100893	249667	3010	James Farquer	04/20/2021	80,000.00	.001	04/13/2022	80,000.00	.001	348
AG2100729	249668	3010	James Hagler	04/20/2021	150,000.00	.001	04/13/2022	150,000.00	.001	348
AG2101313	249669	3010	James Jepsen	04/20/2021	150,000.00	.001	04/13/2022	150,000.00	.001	348
AG2101115	249670	3010	James K Minshall	04/20/2021	55,000.00	.001	04/13/2022	55,000.00	.001	348
AG2100885	249671	3010	James Wish	04/20/2021	150,000.00	.001	04/13/2022	150,000.00	.001	348
AG2100737	249672	3010	Janet Gentis	04/20/2021	150,000.00	.001	04/13/2022	150,000.00	.001	348
AG2100760	249673	3010	Jeffrey Thompson	04/20/2021	150,000.00	.001	04/13/2022	150,000.00	.001	348
AG2100778	249674	3010	John Cook II	04/20/2021	100,000.00	.001	04/13/2022	100,000.00	.001	348
AG2101222	249675	3010	John Gearhart	04/20/2021	150,000.00	.001	04/13/2022	150,000.00	.001	348
AG2100943	249676	3010	John Gifford	04/20/2021	150,000.00	.001	04/13/2022	150,000.00	.001	348
AG2100828	249677	3010	John Pendleton	04/20/2021	150,000.00	.001	04/13/2022	150,000.00	.001	348
AG2100786	249678	3010	John Persinger	04/20/2021	150,000.00	.001	04/13/2022	150,000.00	.001	348
AG2101107	249679	3010	Joseph Pack	04/20/2021	95,000.00	.001	04/13/2022	95,000.00	.001	348
AG2100752	249680	3010	Kenneth Unverferth	04/20/2021	150,000.00	.001	04/13/2022	150,000.00	.001	348
AG2100794	249681	3010	Lamar Ratliff	04/20/2021	150,000.00	.001	04/13/2022	150,000.00	.001	348
AG2100612	249682	3010	Larry Brungarth	04/20/2021	150,000.00	.001	04/13/2022	150,000.00	.001	348
AG2100968	249683	3010	Larry Hay	04/20/2021	150,000.00	.001	04/13/2022	150,000.00	.001	348
AG2100802	249684	3010	Lawrence Hagler	04/20/2021	150,000.00	.001	04/13/2022	150,000.00	.001	348
AG2101339	249685	3010	Leigh Miller	04/20/2021	100,000.00	.001	04/13/2022	100,000.00	.001	348
AG2101321	249686	3010	Lester Lewis	04/20/2021	150,000.00	.001	04/13/2022	150,000.00	.001	348
AG2101123	249687	3010	Mark Bryant	04/20/2021	150,000.00	.001	04/13/2022	150,000.00	.001	348
AG2101016	249688	3010	Matthew Roush	04/20/2021	70,000.00	.001	04/13/2022	70,000.00	.001	348
AG2101347	249689	3010	Max Miller	04/20/2021	150,000.00	.001	04/13/2022	150,000.00	.001	348
AG2100604	249690	3010	Michael Maxson	04/20/2021	40,000.00	.001	04/13/2022	40,000.00	.001	348
AG2101065	249691	3010	Nate Ewing	04/20/2021	150,000.00	.001	04/13/2022	150,000.00	.001	348
AG2100927	249692	3010	Nathan Ehman	04/20/2021	60,000.00	.001	04/13/2022	60,000.00	.001	348
AG2100935	249693	3010	Neal Harris	04/20/2021	150,000.00	.001	04/13/2022	150,000.00	.001	348
AG2100810	249694	3010	Neal Noble	04/20/2021	150,000.00	.001	04/13/2022	150,000.00	.001	348
AG2101180	249695	3010	Norman Dresbach	04/20/2021	150,000.00	.001	04/13/2022	150,000.00	.001	348
AG2101248	249696	3010	Orville Gifford	04/20/2021	150,000.00	.001	04/13/2022	150,000.00	.001	348



Run Date: 5/5/2021 10:19:51 AM

Investments Outstanding As Of Date: 4/30/2021

INVENTORY BY MATURITY REPORT

CUSIP	Investment #	Fund	Issuer	Purchase Date	Current Book	Current Rate	Maturity Date	Current Par	YTM	Days to Maturity
AG2100851	249697	3010	Randy Rex and Ronald Riddle	04/20/2021	50,000.00	.001	04/13/2022	50,000.00	.001	348
AG2100844	249698	3010	Ricky Haag	04/20/2021	150,000.00	.001	04/13/2022	150,000.00	.001	348
AG2101354	249699	3010	Robert Minshall	04/20/2021	150,000.00	.001	04/13/2022	150,000.00	.001	348
AG2101214	249700	3010	Russell Foster	04/20/2021	150,000.00	.001	04/13/2022	150,000.00	.001	348
AG2101032	249701	3010	Ryan Wilson	04/20/2021	150,000.00	.001	04/13/2022	150,000.00	.001	348
AG2101172	249702	3010	Samuel Dulap	04/20/2021	150,000.00	.001	04/13/2022	150,000.00	.001	348
AG2100745	249703	3010	Sandra Klaus	04/20/2021	150,000.00	.001	04/13/2022	150,000.00	.001	348
AG2101255	249704	3010	Steve Hines	04/20/2021	150,000.00	.001	04/13/2022	150,000.00	.001	348
AG2101081	249705	3010	Steve Rickly	04/20/2021	20,000.00	.001	04/13/2022	20,000.00	.001	348
AG2100877	249706	3010	Terry E Wright	04/20/2021	150,000.00	.001	04/13/2022	150,000.00	.001	348
AG2100919	249707	3010	Trevor Downs	04/20/2021	100,000.00	.001	04/13/2022	100,000.00	.001	348
AG2100976	249708	3010	Weldon Matthew Horn	04/20/2021	108,000.00	.001	04/13/2022	108,000.00	.001	348
AG2101289	249709	3010	William Hoskinson	04/20/2021	150,000.00	.001	04/13/2022	150,000.00	.001	348
AG2104119	249710	3010	John Kauffman Jr.	04/20/2021	150,000.00	.001	04/13/2022	150,000.00	.001	348
AG2101693	249711	3010	Adam Agle	04/20/2021	150,000.00	.001	04/13/2022	150,000.00	.001	348
AG2101560	249712	3010	Brent and Craig Weiler	04/20/2021	150,000.00	.001	04/13/2022	150,000.00	.001	348
AG2101628	249713	3010	Christopher Waymire	04/20/2021	150,000.00	.001	04/13/2022	150,000.00	.001	348
AG2101495	249714	3010	Dale Smith	04/20/2021	100,000.00	.001	04/13/2022	100,000.00	.001	348
AG2101578	249715	3010	David R Wiget	04/20/2021	125,000.00	.001	04/13/2022	125,000.00	.001	348
AG2101362	249716	3010	Delbert Neff	04/20/2021	150,000.00	.001	04/13/2022	150,000.00	.001	348
AG2101685	249717	3010	Denver Thompson	04/20/2021	150,000.00	.001	04/13/2022	150,000.00	.001	348
AG2101610	249718	3010	Donald E Branham	04/20/2021	10,000.00	.001	04/13/2022	10,000.00	.001	348
AG2101396	249719	3010	Dwight Radcliff	04/20/2021	150,000.00	.001	04/13/2022	150,000.00	.001	348
AG2101644	249720	3010	Edgar Evans	04/20/2021	150,000.00	.001	04/13/2022	150,000.00	.001	348
AG2101586	249721	3010	James Winter	04/20/2021	25,000.00	.001	04/13/2022	25,000.00	.001	348
AG2101594	249722	3010	Jay H Wippel	04/20/2021	150,000.00	.001	04/13/2022	150,000.00	.001	348
AG2101552	249723	3010	John G Waidelich	04/20/2021	150,000.00	.001	04/13/2022	150,000.00	.001	348
AG2101701	249724	3010	Joshua Blazier	04/20/2021	150,000.00	.001	04/13/2022	150,000.00	.001	348
AG2101388	249725	3010	KEITH PETERS	04/20/2021	150,000.00	.001	04/13/2022	150,000.00	.001	348
AG2101370	249726	3010	Kevin Orr	04/20/2021	150,000.00	.001	04/13/2022	150,000.00	.001	348
AG2101412	249727	3010	Kyle Reichelderfer	04/20/2021	150,000.00	.001	04/13/2022	150,000.00	.001	348
AG2101651	249728	3010	Luke Harbage	04/20/2021	150,000.00	.001	04/13/2022	150,000.00	.001	348
AG2101438	249729	3010	Lyle Ricer	04/20/2021	100,000.00	.001	04/13/2022	100,000.00	.001	348



Run Date: 5/5/2021 10:19:51 AM

Investments Outstanding As Of Date: 4/30/2021

## INVENTORY BY MATURITY REPORT

CUSIP	Investment #	Fund	Issuer	Purchase Date	Current Book	Current Rate	Maturity Date	Current Par	YTM	Days to Maturity
AG2101636	249730	3010	Mark Markley	04/20/2021	150,000.00	.001	04/13/2022	150,000.00	.001	348
AG2101602	249731	3010	Matthew Wright	04/20/2021	60,000.00	.001	04/13/2022	60,000.00	.001	348
AG2101537	249732	3010	Michael Struckman	04/20/2021	150,000.00	.001	04/13/2022	150,000.00	.001	348
AG2101529	249733	3010	Neil Strickler	04/20/2021	150,000.00	.001	04/13/2022	150,000.00	.001	348
AG2101420	249734	3010	Paul Rhoads	04/20/2021	28,250.00	.001	04/13/2022	28,250.00	.001	348
AG2101453	249735	3010	Richard Brock Rowles	04/20/2021	150,000.00	.001	04/13/2022	150,000.00	.001	348
AG2101511	249736	3010	Rob Stilwell	04/20/2021	150,000.00	.001	04/13/2022	150,000.00	.001	348
AG2101461	249737	3010	Roger Rowles	04/20/2021	150,000.00	.001	04/13/2022	150,000.00	.001	348
AG2101677	249738	3010	Roger Wright	04/20/2021	150,000.00	.001	04/13/2022	150,000.00	.001	348
AG2101669	249739	3010	Ronald Rittenhouse	04/20/2021	150,000.00	.001	04/13/2022	150,000.00	.001	348
AG2101479	249740	3010	Ryan Skinner	04/20/2021	25,000.00	.001	04/13/2022	25,000.00	.001	348
AG2101545	249741	3010	Steve Suver	04/20/2021	150,000.00	.001	04/13/2022	150,000.00	.001	348
AG2101404	249742	3010	Thomas Ramsey	04/20/2021	150,000.00	.001	04/13/2022	150,000.00	.001	348
AG2101487	249743	3010	Vic Skinner	04/20/2021	150,000.00	.001	04/13/2022	150,000.00	.001	348
AG2101446	249744	3010	William A Rittinger	04/20/2021	150,000.00	.001	04/13/2022	150,000.00	.001	348
AG2101503	249745	3010	Zack Smith	04/20/2021	100,000.00	.001	04/13/2022	100,000.00	.001	348
AG2103814	249746	3010	NAVE-FIELD FARMS LLC	04/20/2021	150,000.00	.001	04/13/2022	150,000.00	.001	348
AG2101727	249747	3010	Andrew Miller	04/20/2021	150,000.00	.001	04/13/2022	150,000.00	.001	348
AG2101750	249748	3010	Barbara Moser	04/20/2021	100,000.00	.001	04/13/2022	100,000.00	.001	348
AG2101867	249749	3010	Brady Miller	04/20/2021	150,000.00	.001	04/13/2022	150,000.00	.001	348
AG2101875	249750	3010	Carly Neff	04/20/2021	150,000.00	.001	04/13/2022	150,000.00	.001	348
AG2101883	249751	3010	Chris Pence	04/20/2021	150,000.00	.001	04/13/2022	150,000.00	.001	348
AG2101800	249752	3010	Curtis Cooley	04/20/2021	150,000.00	.001	04/13/2022	150,000.00	.001	348
AG2101859	249753	3010	Dane Logan	04/20/2021	40,000.00	.001	04/13/2022	40,000.00	.001	348
AG2101917	249754	3010	DONALD PETERS	04/20/2021	150,000.00	.001	04/13/2022	150,000.00	.001	348
AG2101909	249755	3010	J.Randall McCray	04/20/2021	150,000.00	.001	04/13/2022	150,000.00	.001	348
AG2101735	249756	3010	James A King	04/20/2021	150,000.00	.001	04/13/2022	150,000.00	.001	348
AG2101842	249757	3010	Jason Green	04/20/2021	150,000.00	.001	04/13/2022	150,000.00	.001	348
AG2101792	249758	3010	Jeffrey Beaverson	04/20/2021	100,000.00	.001	04/13/2022	100,000.00	.001	348
AG2101826	249759	3010	John Fox	04/20/2021	150,000.00	.001	04/13/2022	150,000.00	.001	348
AG2101818	249760	3010	John Kurivial	04/20/2021	150,000.00	.001	04/13/2022	150,000.00	.001	348
AG2101784	249761	3010	Lincoln Nafziger	04/20/2021	150,000.00	.001	04/13/2022	150,000.00	.001	348
AG2101776	249762	3010	Marcus Markley	04/20/2021	50,000.00	.001	04/13/2022	50,000.00	.001	348



Run Date: 5/5/2021 10:19:51 AM

Investments Outstanding As Of Date: 4/30/2021

INVENTORY BY MATURITY REPORT

CUSIP	Investment #	Fund	Issuer	Purchase Date	Current Book	Current Rate	Maturity Date	Current Par	YTM	Days to Maturity
AG2101719	249763	3010	Matt Hirtzinger	04/20/2021	25,000.00	.001	04/13/2022	25,000.00	.001	348
AG2101768	249764	3010	Robert Zimmerman	04/20/2021	150,000.00	.001	04/13/2022	150,000.00	.001	348
AG2101834	249765	3010	RUSSELL WISCHMEYER	04/20/2021	150,000.00	.001	04/13/2022	150,000.00	.001	348
AG2101891	249766	3010	RYAN MAST	04/20/2021	150,000.00	.001	04/13/2022	150,000.00	.001	348
AG2101925	249767	3010	Wayne Hermler	04/20/2021	10,000.00	.001	04/13/2022	10,000.00	.001	348
AG2101743	249768	3010	Zachary Painter	04/20/2021	20,000.00	.001	04/13/2022	20,000.00	.001	348
AG2101933	249769	3010	Kenneth Mack	04/20/2021	100,000.00	.001	04/13/2022	100,000.00	.001	348
AG2102063	249770	3010	Andrew Hollenback	04/20/2021	150,000.00	.001	04/13/2022	150,000.00	.001	348
AG2102311	249771	3010	ANN BRANDT	04/20/2021	150,000.00	.001	04/13/2022	150,000.00	.001	348
AG2102154	249772	3010	Barbara Watts	04/20/2021	150,000.00	.001	04/13/2022	150,000.00	.001	348
AG2102345	249773	3010	BARRY MARSHALL	04/20/2021	150,000.00	.001	04/13/2022	150,000.00	.001	348
AG2102097	249774	3010	Bradford McDaniel	04/20/2021	150,000.00	.001	04/13/2022	150,000.00	.001	348
AG2102196	249775	3010	BRADLEE BOWERS	04/20/2021	50,250.00	.001	04/13/2022	50,250.00	.001	348
AG2102030	249776	3010	Bradley Atherton	04/20/2021	130,000.00	.001	04/13/2022	130,000.00	.001	348
AG2102048	249777	3010	Bradley Berry	04/20/2021	115,278.00	.001	04/13/2022	115,278.00	.001	348
AG2102329	249778	3010	BRANDT FAMILY FARMS LLC	04/20/2021	140,000.00	.001	04/13/2022	140,000.00	.001	348
AG2101958	249779	3010	BRIAN NEELEY	04/20/2021	50,000.00	.001	04/13/2022	50,000.00	.001	348
AG2102477	249780	3010	Chad and Jason Pester	04/20/2021	90,000.00	.001	04/13/2022	90,000.00	.001	348
AG2102402	249781	3010	Chad and Michael Moening	04/20/2021	150,000.00	.001	04/13/2022	150,000.00	.001	348
AG2102303	249782	3010	DAVID CLAYPOOL	04/20/2021	150,000.00	.001	04/13/2022	150,000.00	.001	348
AG2102261	249783	3010	DEAN LARUE	04/20/2021	150,000.00	.001	04/13/2022	150,000.00	.001	348
AG2102014	249784	3010	Derek Adam	04/20/2021	75,000.00	.001	04/13/2022	75,000.00	.001	348
AG2102121	249785	3010	Devin Weller	04/20/2021	150,000.00	.001	04/13/2022	150,000.00	.001	348
AG2102188	249786	3010	DONALD BETHEL	04/20/2021	35,500.00	.001	04/13/2022	35,500.00	.001	348
AG2102469	249787	3010	Donald Palte	04/20/2021	150,000.00	.001	04/13/2022	150,000.00	.001	348
AG2102386	249788	3010	Douglas Mangas	04/20/2021	150,000.00	.001	04/13/2022	150,000.00	.001	348
AG2102444	249789	3010	Gary & Diana Ordway	04/20/2021	80,000.00	.001	04/13/2022	80,000.00	.001	348
AG2102410	249790	3010	Gary Niese	04/20/2021	150,000.00	.001	04/13/2022	150,000.00	.001	348
AG2102220	249791	3010	GARY STRICKLER	04/20/2021	150,000.00	.001	04/13/2022	150,000.00	.001	348
AG2102360	249792	3010	Gerald Haselman	04/20/2021	65,000.00	.001	04/13/2022	65,000.00	.001	348
AG2102337	249793	3010	J DUSTIN HINES	04/20/2021	100,350.00	.001	04/13/2022	100,350.00	.001	348
AG2101990	249794	3010	Janet Kuhlman	04/20/2021	115,000.00	.001	04/13/2022	115,000.00	.001	348
AG2102295	249795	3010	JASON CLAYPOOL	04/20/2021	150,000.00	.001	04/13/2022	150,000.00	.001	348



Run Date: 5/5/2021 10:19:51 AM

Investments Outstanding As Of Date: 4/30/2021

## INVENTORY BY MATURITY REPORT

CUSIP	Investment #	Fund	Issuer	Purchase Date	Current Book	Current Rate	Maturity Date	Current Par	YTM	Days to Maturity
AG2102071	249796	3010	Joshua Hupp	04/20/2021	150,000.00	.001	04/13/2022	150,000.00	.001	348
AG2102022	249797	3010	Justin Adams	04/20/2021	150,000.00	.001	04/13/2022	150,000.00	.001	348
AG2102170	249798	3010	Lance Ruese	04/20/2021	150,000.00	.001	04/13/2022	150,000.00	.001	348
AG2102394	249799	3010	Leonard Michel	04/20/2021	100,000.00	.001	04/13/2022	100,000.00	.001	348
AG2102006	249800	3010	Mark E. Peters	04/20/2021	100,000.00	.001	04/13/2022	100,000.00	.001	348
AG2102378	249801	3010	Marvin and Randy Haselman	04/20/2021	150,000.00	.001	04/13/2022	150,000.00	.001	348
AG2101966	249802	3010	Mary Haddox	04/20/2021	30,000.00	.001	04/13/2022	30,000.00	.001	348
AG2102352	249803	3010	Matthew Branham	04/20/2021	65,000.00	.001	04/13/2022	65,000.00	.001	348
AG2102287	249804	3010	NANCY CLAYPOOL	04/20/2021	50,000.00	.001	04/13/2022	50,000.00	.001	348
AG2102055	249805	3010	Nicholas Beveridge	04/20/2021	150,000.00	.001	04/13/2022	150,000.00	.001	348
AG2102147	249806	3010	Philip Watts	04/20/2021	150,000.00	.001	04/13/2022	150,000.00	.001	348
AG2102212	249807	3010	ROBERT MCCLURE	04/20/2021	150,000.00	.001	04/13/2022	150,000.00	.001	348
AG2102162	249808	3010	Robert Roll	04/20/2021	150,000.00	.001	04/13/2022	150,000.00	.001	348
AG2102113	249809	3010	Robert Wolfinger	04/20/2021	30,000.00	.001	04/13/2022	30,000.00	.001	348
AG2102204	249810	3010	RODNEY BOWERS	04/20/2021	75,250.00	.001	04/13/2022	75,250.00	.001	348
AG2102428	249811	3010	Rodney Niese	04/20/2021	100,000.00	.001	04/13/2022	100,000.00	.001	348
AG2102436	249812	3010	Roger Niese	04/20/2021	90,000.00	.001	04/13/2022	90,000.00	.001	348
AG2102238	249813	3010	RONALD WRIGHT	04/20/2021	45,250.00	.001	04/13/2022	45,250.00	.001	348
AG2102451	249814	3010	Ryan & Beth Ordway	04/20/2021	125,000.00	.001	04/13/2022	125,000.00	.001	348
AG2102279	249815	3010	RYAN FOSTER	04/20/2021	130,350.00	.001	04/13/2022	130,350.00	.001	348
AG2102105	249816	3010	Samuel Nicholson	04/20/2021	35,000.00	.001	04/13/2022	35,000.00	.001	348
AG2102139	249817	3010	Samuel Welch	04/20/2021	110,000.00	.001	04/13/2022	110,000.00	.001	348
AG2102246	249818	3010	SCOTT SHARP	04/20/2021	5,250.00	.001	04/13/2022	5,250.00	.001	348
AG2102253	249819	3010	THOMAS PONTIUS	04/20/2021	150,000.00	.001	04/13/2022	150,000.00	.001	348
AG2102089	249820	3010	Tracy Kraner	04/20/2021	150,000.00	.001	04/13/2022	150,000.00	.001	348
AG2101974	249821	3010	Tyler Rawlins	04/20/2021	70,000.00	.001	04/13/2022	70,000.00	.001	348
AG2102501	249822	3010	Charles Scheckelhoff	04/20/2021	100,000.00	.001	04/13/2022	100,000.00	.001	348
AG2102485	249823	3010	Danny Roe	04/20/2021	150,000.00	.001	04/13/2022	150,000.00	.001	348
AG2102493	249824	3010	Harold Roy	04/20/2021	150,000.00	.001	04/13/2022	150,000.00	.001	348
AG2102519	249825	3010	Joe Schroeder	04/20/2021	100,000.00	.001	04/13/2022	100,000.00	.001	348
AG2102527	249826	3010	Kenneth Schroeder	04/20/2021	100,000.00	.001	04/13/2022	100,000.00	.001	348
AG2102543	249827	3010	Nicholas and Dale Schroeder	04/20/2021	150,000.00	.001	04/13/2022	150,000.00	.001	348
AG2102535	249828	3010	Oscar S Schroeder	04/20/2021	150,000.00	.001	04/13/2022	150,000.00	.001	348





Run Date: 5/5/2021 10:19:51 AM

Investments Outstanding As Of Date: 4/30/2021

INVENTORY BY MATURITY REPORT

CUSIP	Investment #	Fund	Issuer	Purchase Date	Current Book	Current Rate	Maturity Date	Current Par	YTM	Days to Maturity
AG2102923	249829	3010	Anthony E. Hoffman	04/20/2021	12,000.00	.001	04/13/2022	12,000.00	.001	348
AG2102865	249830	3010	Brandon Truckor	04/20/2021	50,000.00	.001	04/13/2022	50,000.00	.001	348
AG2102832	249831	3010	Brent Studenka	04/20/2021	100,000.00	.001	04/13/2022	100,000.00	.001	348
AG2102881	249832	3010	Brian Armstrong	04/20/2021	150,000.00	.001	04/13/2022	150,000.00	.001	348
AG2102949	249833	3010	Bridenbaugh Fam Heritage Fr	04/20/2021	25,000.00	.001	04/13/2022	25,000.00	.001	348
AG2102725	249834	3010	Corey Hall	04/20/2021	90,000.00	.001	04/13/2022	90,000.00	.001	348
AG2102717	249835	3010	Dean Bixel	04/20/2021	150,000.00	.001	04/13/2022	150,000.00	.001	348
AG2102741	249836	3010	Donald Buckenmeyer	04/20/2021	100,000.00	.001	04/13/2022	100,000.00	.001	348
AG2102683	249837	3010	G & R Farms FLP	04/20/2021	150,000.00	.001	04/13/2022	150,000.00	.001	348
AG2102956	249838	3010	Halley Ackley	04/20/2021	125,000.00	.001	04/13/2022	125,000.00	.001	348
AG2102899	249839	3010	Hershberger Farm LLC	04/20/2021	125,000.00	.001	04/13/2022	125,000.00	.001	348
AG2102790	249840	3010	Huskins Farms	04/20/2021	150,000.00	.001	04/13/2022	150,000.00	.001	348
AG2102691	249841	3010	James Williams III	04/20/2021	50,000.00	.001	04/13/2022	50,000.00	.001	348
AG2102816	249842	3010	Jan Shull	04/20/2021	65,000.00	.001	04/13/2022	65,000.00	.001	348
AG2102824	249843	3010	Jeffrey Simon	04/20/2021	150,000.00	.001	04/13/2022	150,000.00	.001	348
AG2102964	249844	3010	Jeremy Gildow	04/20/2021	35,000.00	.001	04/13/2022	35,000.00	.001	348
AG2102808	249845	3010	Joe Lumbrezer	04/20/2021	75,000.00	.001	04/13/2022	75,000.00	.001	348
AG2102733	249846	3010	John Gazarek	04/20/2021	130,000.00	.001	04/13/2022	130,000.00	.001	348
AG2102782	249847	3010	John Gross	04/20/2021	20,000.00	.001	04/13/2022	20,000.00	.001	348
AG2102840	249848	3010	Justin Szabo	04/20/2021	150,000.00	.001	04/13/2022	150,000.00	.001	348
AG2102873	249849	3010	Keith Truckor	04/20/2021	150,000.00	.001	04/13/2022	150,000.00	.001	348
AG2102766	249850	3010	Mark Eisel	04/20/2021	125,000.00	.001	04/13/2022	125,000.00	.001	348
AG2102972	249851	3010	MICHAEL R. OMAN	04/20/2021	75,000.00	.001	04/13/2022	75,000.00	.001	348
AG2102980	249852	3010	Nathan Lightner	04/20/2021	128,000.00	.001	04/13/2022	128,000.00	.001	348
AG2102857	249853	3010	Raymond Szabo	04/20/2021	150,000.00	.001	04/13/2022	150,000.00	.001	348
AG2102709	249854	3010	Robert L. Rieman	04/20/2021	120,000.00	.001	04/13/2022	120,000.00	.001	348
AG2102915	249855	3010	Schumacher and Basinger LLC	04/20/2021	150,000.00	.001	04/13/2022	150,000.00	.001	348
AG2102774	249856	3010	Scott Gillen	04/20/2021	100,000.00	.001	04/13/2022	100,000.00	.001	348
AG2102931	249857	3010	Scott Wilkins	04/20/2021	15,000.00	.001	04/13/2022	15,000.00	.001	348
AG2102550	249858	3010	Timothy Schroeder	04/20/2021	50,000.00	.001	04/13/2022	50,000.00	.001	348
AG2102576	249859	3010	Timothy Wright	04/20/2021	60,000.00	.001	04/13/2022	60,000.00	.001	348
AG2102907	249860	3010	TNT Farms LLC	04/20/2021	150,000.00	.001	04/13/2022	150,000.00	.001	348
AG2102758	249861	3010	William J Buckenmeyer	04/20/2021	135,000.00	.001	04/13/2022	135,000.00	.001	348



Run Date: 5/5/2021 10:19:51 AM

Investments Outstanding As Of Date: 4/30/2021

INVENTORY BY MATURITY REPORT

CUSIP	Investment #	Fund	Issuer	Purchase Date	Current Book	Current Rate	Maturity Date	Current Par	YTM	Days to Maturity
AG2104275	249863	3010	Adam Gleckler	04/20/2021	25,000.00	.001	04/13/2022	25,000.00	.001	348
AG2103244	249864	3010	Arrow Creek Farm	04/20/2021	40,000.00	.001	04/13/2022	40,000.00	.001	348
AG2104028	249865	3010	B&B Ag LLC	04/20/2021	100,000.00	.001	04/13/2022	100,000.00	.001	348
AG2103863	249866	3010	Benjamin Watkins	04/20/2021	100,000.00	.001	04/13/2022	100,000.00	.001	348
AG2104218	249867	3010	Blumenschein Farms LTD	04/20/2021	150,000.00	.001	04/13/2022	150,000.00	.001	348
AG2103236	249868	3010	Bryan J Crosier	04/20/2021	37,090.00	.001	04/13/2022	37,090.00	.001	348
AG2103673	249869	3010	Cade McKee	04/20/2021	6,000.00	.001	04/13/2022	6,000.00	.001	348
AG2103228	249870	3010	Clifton Family Farm Partnershi	04/20/2021	150,000.00	.001	04/13/2022	150,000.00	.001	348
AG2103186	249871	3010	Clinton Beavers	04/20/2021	150,000.00	.001	04/13/2022	150,000.00	.001	348
AG2103681	249872	3010	Cody Rodabaugh	04/20/2021	100,000.00	.001	04/13/2022	100,000.00	.001	348
AG2103731	249873	3010	Condit Farms	04/20/2021	150,000.00	.001	04/13/2022	150,000.00	.001	348
AG2104226	249874	3010	Connor Headings	04/20/2021	25,000.00	.001	04/13/2022	25,000.00	.001	348
AG2103715	249875	3010	CRAIG FARMS	04/20/2021	30,000.00	.001	04/13/2022	30,000.00	.001	348
AG2104069	249876	3010	Crook and Vigil LLC	04/20/2021	150,000.00	.001	04/13/2022	150,000.00	.001	348
AG2103996	249877	3010	D & S Family Farms Ltd	04/20/2021	150,000.00	.001	04/13/2022	150,000.00	.001	348
AG2103749	249878	3010	Damron Farms	04/20/2021	20,000.00	.001	04/13/2022	20,000.00	.001	348
AG2104036	249879	3010	Darrison Cook	04/20/2021	150,000.00	.001	04/13/2022	150,000.00	.001	348
AG2103178	249880	3010	David Angles	04/20/2021	150,000.00	.001	04/13/2022	150,000.00	.001	348
AG2103327	249881	3010	David C Williams	04/20/2021	150,000.00	.001	04/13/2022	150,000.00	.001	348
AG2103913	249882	3010	David Crawford	04/20/2021	100,000.00	.001	04/13/2022	100,000.00	.001	348
AG2104267	249883	3010	Dean Cook	04/20/2021	150,000.00	.001	04/13/2022	150,000.00	.001	348
AG2103699	249884	3010	Dennis Kahle	04/20/2021	15,000.00	.001	04/13/2022	15,000.00	.001	348
AG2104168	249885	3010	Douglas Dawson	04/20/2021	150,000.00	.001	04/13/2022	150,000.00	.001	348
AG2103350	249886	3010	Garrett Trent	04/20/2021	15,000.00	.001	04/13/2022	15,000.00	.001	348
AG2103707	249887	3010	Gary Austin	04/20/2021	50,000.00	.001	04/13/2022	50,000.00	.001	348
AG2103301	249888	3010	GDR Farms LLC	04/20/2021	50,000.00	.001	04/13/2022	50,000.00	.001	348
AG2104051	249889	3010	GUY GREEN	04/20/2021	150,000.00	.001	04/13/2022	150,000.00	.001	348
AG2104101	249890	3010	H&J Farms LLC	04/20/2021	150,000.00	.001	04/13/2022	150,000.00	.001	348
AG2104234	249891	3010	Hillview Farms Inc.	04/20/2021	150,000.00	.001	04/13/2022	150,000.00	.001	348
AG2103293	249892	3010	Hiser Seeds LLC	04/20/2021	150,000.00	.001	04/13/2022	150,000.00	.001	348
AG2104077	249893	3010	Hostetler Family Farms LLC	04/20/2021	150,000.00	.001	04/13/2022	150,000.00	.001	348
AG2103822	249894	3010	Jack Purdy	04/20/2021	150,000.00	.001	04/13/2022	150,000.00	.001	348
AG2103756	249895	3010	James Farms LLC	04/20/2021	150,000.00	.001	04/13/2022	150,000.00	.001	348



Run Date: 5/5/2021 10:19:51 AM

Investments Outstanding As Of Date: 4/30/2021

INVENTORY BY MATURITY REPORT

CUSIP	Investment #	Fund	Issuer	Purchase Date	Current Book	Current Rate	Maturity Date	Current Par	YTM	Days to Maturity
AG2104002	249896	3010	James Monroe	04/20/2021	140,000.00	.001	04/13/2022	140,000.00	.001	348
AG2103574	249897	3010	Jd Eckel Family Farms LLC	04/20/2021	150,000.00	.001	04/13/2022	150,000.00	.001	348
AG2103830	249898	3010	Jeff Robinson Farms LLC	04/20/2021	150,000.00	.001	04/13/2022	150,000.00	.001	348
AG2104085	249899	3010	Jeffrey Hostetler	04/20/2021	80,000.00	.001	04/13/2022	80,000.00	.001	348
AG2103855	249900	3010	Jeffrey Wall	04/20/2021	100,000.00	.001	04/13/2022	100,000.00	.001	348
AG2103624	249901	3010	Jerry Frantz	04/20/2021	100,000.00	.001	04/13/2022	100,000.00	.001	348
AG2104176	249902	3010	Jett Regula	04/20/2021	80,000.00	.001	04/13/2022	80,000.00	.001	348
AG2104010	249903	3010	JJ Walton Farms LLC	04/20/2021	150,000.00	.001	04/13/2022	150,000.00	.001	348
AG2103939	249904	3010	JMR Farms	04/20/2021	150,000.00	.001	04/13/2022	150,000.00	.001	348
AG2104200	249905	3010	Joel Kauffman	04/20/2021	30,000.00	.001	04/13/2022	30,000.00	.001	348
AG2103251	249906	3010	John Fuller	04/20/2021	4,000.00	.001	04/13/2022	4,000.00	.001	348
AG2103848	249907	3010	Jonathan Purdy	04/20/2021	150,000.00	.001	04/13/2022	150,000.00	.001	348
AG2103608	249908	3010	Jonathan Ursich	04/20/2021	35,000.00	.001	04/13/2022	35,000.00	.001	348
AG2103764	249909	3010	Justice Land and Cattle Compa	04/20/2021	150,000.00	.001	04/13/2022	150,000.00	.001	348
AG2103921	249910	3010	Kemp & Sons Farms LLC	04/20/2021	150,000.00	.001	04/13/2022	150,000.00	.001	348
AG2103590	249911	3010	Kevin Annett	04/20/2021	60,350.00	.001	04/13/2022	60,350.00	.001	348
AG2104192	249912	3010	Kramer Homestead Inc.	04/20/2021	150,000.00	.001	04/13/2022	150,000.00	.001	348
AG2104093	249913	3010	KYLE HOSTETLER	04/20/2021	100,000.00	.001	04/13/2022	100,000.00	.001	348
AG2104135	249914	3010	Leeds Brothers LLC	04/20/2021	120,000.00	.001	04/13/2022	120,000.00	.001	348
AG2103772	249915	3010	Leeds Farms	04/20/2021	150,000.00	.001	04/13/2022	150,000.00	.001	348
AG2103988	249916	3010	Lehner Farms	04/20/2021	150,000.00	.001	04/13/2022	150,000.00	.001	348
AG2104259	249917	3010	Lowell Taylor	04/20/2021	150,000.00	.001	04/13/2022	150,000.00	.001	348
AG2103632	249918	3010	Lynn Collert	04/20/2021	40,000.00	.001	04/13/2022	40,000.00	.001	348
AG2103798	249919	3010	Maple Lane Family Farms L.P.	04/20/2021	150,000.00	.001	04/13/2022	150,000.00	.001	348
AG2103269	249920	3010	Mark Little	04/20/2021	150,000.00	.001	04/13/2022	150,000.00	.001	348
AG2103970	249921	3010	Matthew King	04/20/2021	35,000.00	.001	04/13/2022	35,000.00	.001	348
AG2104143	249922	3010	Mattix Farms	04/20/2021	150,000.00	.001	04/13/2022	150,000.00	.001	348
AG2103285	249923	3010	Metzger Brothers	04/20/2021	150,000.00	.001	04/13/2022	150,000.00	.001	348
AG2103640	249924	3010	Michael Frantz	04/20/2021	40,000.00	.001	04/13/2022	40,000.00	.001	348
AG2103780	249925	3010	Millcreek Gardens LLC	04/20/2021	150,000.00	.001	04/13/2022	150,000.00	.001	348
AG2104044	249926	3010	Mitchells Berries LLC	04/20/2021	15,000.00	.001	04/13/2022	15,000.00	.001	348
AG2103806	249927	3010	Noah Kemp	04/20/2021	150,000.00	.001	04/13/2022	150,000.00	.001	348
AG2103194	249928	3010	Paul D Brown	04/20/2021	150,000.00	.001	04/13/2022	150,000.00	.001	348



Run Date: 5/5/2021 10:19:51 AM

Investments Outstanding As Of Date: 4/30/2021

INVENTORY BY MATURITY REPORT

CUSIP	Investment #	Fund	Issuer	Purchase Date	Current Book	Current Rate	Maturity Date	Current Par	YTM	Days to Maturity
AG2103954	249929	3010	Peacock Run Farm LLC	04/20/2021	150,000.00	.001	04/13/2022	150,000.00	.001	348
AG2103616	249930	3010	Phelps Farms Inc	04/20/2021	150,000.00	.001	04/13/2022	150,000.00	.001	348
AG2103962	249931	3010	Praise His Grain LLC	04/20/2021	150,000.00	.001	04/13/2022	150,000.00	.001	348
AG2104127	249932	3010	Raymond Kuhns	04/20/2021	115,000.00	.001	04/13/2022	115,000.00	.001	348
AG2103905	249933	3010	Rhoades Farms	04/20/2021	150,000.00	.001	04/13/2022	150,000.00	.001	348
AG2103582	249934	3010	Roger Bowers	04/20/2021	150,000.00	.001	04/13/2022	150,000.00	.001	348
AG2103947	249935	3010	Rogers Farmland Management	04/20/2021	150,000.00	.001	04/13/2022	150,000.00	.001	348
AG2103319	249936	3010	Ryan Skeens	04/20/2021	40,000.00	.001	04/13/2022	40,000.00	.001	348
AG2104184	249937	3010	Scheiderer Farms	04/20/2021	150,000.00	.001	04/13/2022	150,000.00	.001	348
AG2103277	249938	3010	Sean McKee Farms	04/20/2021	150,000.00	.001	04/13/2022	150,000.00	.001	348
AG2103889	249939	3010	Sunny Lane Farm	04/20/2021	150,000.00	.001	04/13/2022	150,000.00	.001	348
AG2103897	249940	3010	Tate Hoffman	04/20/2021	150,000.00	.001	04/13/2022	150,000.00	.001	348
AG2103871	249941	3010	Thomas Purdy	04/20/2021	150,000.00	.001	04/13/2022	150,000.00	.001	348
AG2103665	249942	3010	Thompson Creek Farms LLC	04/20/2021	150,000.00	.001	04/13/2022	150,000.00	.001	348
AG2103723	249943	3010	Timothy Howell	04/20/2021	150,000.00	.001	04/13/2022	150,000.00	.001	348
AG2103202	249944	3010	William and John Caudill	04/20/2021	150,000.00	.001	04/13/2022	150,000.00	.001	348
AG2103657	249945	3010	WW Huttinger LLC	04/20/2021	100,000.00	.001	04/13/2022	100,000.00	.001	348
AG2104242	249946	3010	Zachary Taylor	04/20/2021	150,000.00	.001	04/13/2022	150,000.00	.001	348
AG2101941	249947	3010	Lucas Nofziger	04/20/2021	150,000.00	.001	04/13/2022	150,000.00	.001	348
AG2103558	249948	3010	Bok Brothers Farms LLC	04/20/2021	80,000.00	.001	04/13/2022	80,000.00	.001	348
AG2103368	249949	3010	Andrews Farms Inc.	04/20/2021	100,000.00	.001	04/13/2022	100,000.00	.001	348
AG2103152	249950	3010	Anthony Wulff	04/20/2021	150,000.00	.001	04/13/2022	150,000.00	.001	348
AG2103376	249951	3010	Arend Brothers Inc.	04/20/2021	150,000.00	.001	04/13/2022	150,000.00	.001	348
AG2103566	249952	3010	BR Farms LLC	04/20/2021	150,000.00	.001	04/13/2022	150,000.00	.001	348
AG2103541	249953	3010	Brady Woolace	04/20/2021	150,000.00	.001	04/13/2022	150,000.00	.001	348
AG2102998	249954	3010	Brian Anderson	04/20/2021	100,000.00	.001	04/13/2022	100,000.00	.001	348
AG2102642	249955	3010	Bruce Sholl	04/20/2021	150,000.00	.001	04/13/2022	150,000.00	.001	348
AG2103012	249956	3010	Charles Bresler	04/20/2021	150,000.00	.001	04/13/2022	150,000.00	.001	348
AG2103103	249957	3010	Daniel Potter	04/20/2021	150,000.00	.001	04/13/2022	150,000.00	.001	348
AG2103020	249958	3010	Douglas Dierksheide	04/20/2021	150,000.00	.001	04/13/2022	150,000.00	.001	348
AG2102600	249959	3010	Douglas Eisel	04/20/2021	150,000.00	.001	04/13/2022	150,000.00	.001	348
AG2103061	249960	3010	Duane Fry	04/20/2021	150,000.00	.001	04/13/2022	150,000.00	.001	348
AG2103087	249961	3010	Edward Huffman	04/20/2021	150,000.00	.001	04/13/2022	150,000.00	.001	348



Run Date: 5/5/2021 10:19:51 AM

Investments Outstanding As Of Date: 4/30/2021

INVENTORY BY MATURITY REPORT

CUSIP	Investment #	Fund	Issuer	Purchase Date	Current Book	Current Rate	Maturity Date	Current Par	YTM	Days to Maturity
AG2102659	249962	3010	Gary Hammon	04/20/2021	125,000.00	.001	04/13/2022	125,000.00	.001	348
AG2103475	249963	3010	Gregory Nofziger	04/20/2021	150,000.00	.001	04/13/2022	150,000.00	.001	348
AG2103426	249964	3010	Haack Farms Inc	04/20/2021	150,000.00	.001	04/13/2022	150,000.00	.001	348
AG2103434	249965	3010	Holland Farms LLC	04/20/2021	150,000.00	.001	04/13/2022	150,000.00	.001	348
AG2102584	249966	3010	James Leatherman	04/20/2021	150,000.00	.001	04/13/2022	150,000.00	.001	348
AG2102667	249967	3010	Jane A Lighthill	04/20/2021	150,000.00	.001	04/13/2022	150,000.00	.001	348
AG2103509	249968	3010	John Rethmel	04/20/2021	150,000.00	.001	04/13/2022	150,000.00	.001	348
AG2103145	249969	3010	John Wonderly	04/20/2021	125,000.00	.001	04/13/2022	125,000.00	.001	348
AG2103160	249970	3010	John Young	04/20/2021	150,000.00	.001	04/13/2022	150,000.00	.001	348
AG2103095	249971	3010	Jonathon Lang	04/20/2021	50,000.00	.001	04/13/2022	50,000.00	.001	348
AG2102626	249972	3010	Kent Lester	04/20/2021	100,000.00	.001	04/13/2022	100,000.00	.001	348
AG2103525	249973	3010	Kevin Stong	04/20/2021	150,000.00	.001	04/13/2022	150,000.00	.001	348
AG2103418	249974	3010	L Cape Enterprises LLC	04/20/2021	150,000.00	.001	04/13/2022	150,000.00	.001	348
AG2102675	249975	3010	Leo Shininiger	04/20/2021	150,000.00	.001	04/13/2022	150,000.00	.001	348
AG2103517	249976	3010	Leslie Smith	04/20/2021	25,000.00	.001	04/13/2022	25,000.00	.001	348
AG2103004	249977	3010	Mark Boss	04/20/2021	150,000.00	.001	04/13/2022	150,000.00	.001	348
AG2103384	249978	3010	Mason Family Farms LLC	04/20/2021	150,000.00	.001	04/13/2022	150,000.00	.001	348
AG2103111	249979	3010	Matthew Walters	04/20/2021	100,000.00	.001	04/13/2022	100,000.00	.001	348
AG2103483	249980	3010	MDMT Farms LLC	04/20/2021	150,000.00	.001	04/13/2022	150,000.00	.001	348
AG2102592	249981	3010	Michael Carpenter	04/20/2021	150,000.00	.001	04/13/2022	150,000.00	.001	348
AG2103038	249982	3010	Michael Dierksheide	04/20/2021	150,000.00	.001	04/13/2022	150,000.00	.001	348
AG2102618	249983	3010	Mitchel Schaffner	04/20/2021	125,000.00	.001	04/13/2022	125,000.00	.001	348
AG2103046	249984	3010	Nathan Eckel	04/20/2021	150,000.00	.001	04/13/2022	150,000.00	.001	348
AG2103467	249985	3010	Newcomer Farms Inc.	04/20/2021	150,000.00	.001	04/13/2022	150,000.00	.001	348
AG2103053	249986	3010	Nolan Eckel	04/20/2021	150,000.00	.001	04/13/2022	150,000.00	.001	348
AG2102634	249987	3010	Ray Leppelmeier	04/20/2021	150,000.00	.001	04/13/2022	150,000.00	.001	348
AG2103400	249988	3010	Richard Burk	04/20/2021	150,000.00	.001	04/13/2022	150,000.00	.001	348
AG2103129	249989	3010	Richard Walters	04/20/2021	150,000.00	.001	04/13/2022	150,000.00	.001	348
AG2103442	249990	3010	Ricky Hall	04/20/2021	100,000.00	.001	04/13/2022	100,000.00	.001	348
AG2103137	249991	3010	Roger Wise	04/20/2021	100,000.00	.001	04/13/2022	100,000.00	.001	348
AG2103459	249992	3010	Sandburr Ridge Farm LLC	04/20/2021	100,000.00	.001	04/13/2022	100,000.00	.001	348
AG2103335	249993	3010	Spatial Ag. Systems LLC	04/20/2021	150,000.00	.001	04/13/2022	150,000.00	.001	348
AG2103533	249994	3010	Stuckey Brothers Contracting L	04/20/2021	150,000.00	.001	04/13/2022	150,000.00	.001	348



Run Date: 5/5/2021 10:19:51 AM

Investments Outstanding As Of Date: 4/30/2021

INVENTORY BY MATURITY REPORT

CUSIP	Investment #	Fund	Issuer	Purchase Date	Current Book	Current Rate	Maturity Date	Current Par	YTM	Days to Maturity
AG2103491	249995	3010	Ted Pohlmann	04/20/2021	150,000.00	.001	04/13/2022	150,000.00	.001	348
AG2103343	249996	3010	Thomas Wiemken	04/20/2021	100,000.00	.001	04/13/2022	100,000.00	.001	348
AG2103210	249997	3010	Timothy Sheline	04/20/2021	150,000.00	.001	04/13/2022	150,000.00	.001	348
AG2103079	249998	3010	Travis Harrison	04/20/2021	150,000.00	.001	04/13/2022	150,000.00	.001	348
AG2103392	249999	3010	William Bauman	04/20/2021	150,000.00	.001	04/13/2022	150,000.00	.001	348
AG2105389	250148	3010	DAVEL FARMS INC	04/30/2021	100,000.00	.001	04/13/2022	100,000.00	.001	348
AG2104580	250149	3010	Daniel C Miller	04/30/2021	45,000.00	.001	04/13/2022	45,000.00	.001	348
AG2105314	250150	3010	CRAIG T & LINDA L POWELL	04/30/2021	100,000.00	.001	04/13/2022	100,000.00	.001	348
AG2104309	250151	3010	COWMOOCH DAIRY LLC	04/30/2021	150,000.00	.001	04/13/2022	150,000.00	.001	348
AG2105207	250152	3010	Clint J & Cassandra K Keener	04/30/2021	145,000.00	.001	04/13/2022	145,000.00	.001	348
AG2104739	250153	3010	CLIFFORD SCHEIBE	04/30/2021	50,000.00	.001	04/13/2022	50,000.00	.001	348
AG2105439	250154	3010	CLAR-LAIN FARM LLC	04/30/2021	150,000.00	.001	04/13/2022	150,000.00	.001	348
AG2104341	250155	3010	CATAPADALE DAIRY LTD	04/30/2021	150,000.00	.001	04/13/2022	150,000.00	.001	348
AG2105520	250156	3010	Aaron & Anna Nolt.	04/30/2021	50,000.00	.001	04/13/2022	50,000.00	.001	348
AG2105587	250157	3010	ADRIAN & ALYSSA BEERY	04/30/2021	150,000.00	.001	04/13/2022	150,000.00	.001	348
AG2104283	250158	3010	Amos Livestock Equipment LLC	04/30/2021	150,000.00	.001	04/13/2022	150,000.00	.001	348
AG2104929	250159	3010	Armfelt Acres	04/30/2021	60,000.00	.001	04/13/2022	60,000.00	.001	348
AG2104812	250160	3010	Atlee Swartzentruber	04/30/2021	50,250.00	.001	04/13/2022	50,250.00	.001	348
AG2104861	250161	3010	AUSTIN WILSON	04/30/2021	20,000.00	.001	04/13/2022	20,000.00	.001	348
AG2104648	250162	3010	BAR LEE JERSEYS LLC	04/30/2021	30,000.00	.001	04/13/2022	30,000.00	.001	348
AG2104291	250163	3010	BENJAMIN and JOANNA BALTZ	04/30/2021	10,000.00	.001	04/13/2022	10,000.00	.001	348
AG2105330	250164	3010	BENJAMIN AND MELISSA REH	04/30/2021	150,000.00	.001	04/13/2022	150,000.00	.001	348
AG2104499	250165	3010	Benjamin Klick	04/30/2021	65,000.00	.001	04/13/2022	65,000.00	.001	348
AG2105512	250166	3010	BESANCON FARMS INC	04/30/2021	130,000.00	.001	04/13/2022	130,000.00	.001	348
AG2104457	250167	3010	Blue Ridge Farms LLC	04/30/2021	150,000.00	.001	04/13/2022	150,000.00	.001	348
AG2105546	250168	3010	BRADLEY AND MOLLY STULL	04/30/2021	35,000.00	.001	04/13/2022	35,000.00	.001	348
AG2105561	250169	3010	BRENEMAN FARMS INC	04/30/2021	50,000.00	.001	04/13/2022	50,000.00	.001	348
AG2104424	250170	3010	BRIAN GORTNER	04/30/2021	150,000.00	.001	04/13/2022	150,000.00	.001	348
AG2104572	250171	3010	BRYAN MILLER	04/30/2021	40,000.00	.001	04/13/2022	40,000.00	.001	348
AG2104630	250172	3010	CALF COUNTRY FARMS LTD	04/30/2021	60,000.00	.001	04/13/2022	60,000.00	.001	348
AG2105421	250173	3010	CANAAN CATTLE AND GRAIN L	04/30/2021	42,000.00	.001	04/13/2022	42,000.00	.001	348
AG2104796	250174	3010	Canaan Supply LLC	04/30/2021	20,000.00	.001	04/13/2022	20,000.00	.001	348
AG2105298	250175	3010	Cantendo AcGrazeland Jerseys	04/30/2021	50,000.00	.001	04/13/2022	50,000.00	.001	348



Run Date: 5/5/2021 10:19:51 AM

Investments Outstanding As Of Date: 4/30/2021

INVENTORY BY MATURITY REPORT

CUSIP	Investment #	Fund	Issuer	Purchase Date	Current Book	Current Rate	Maturity Date	Current Par	YTM	Days to Maturity
AG2104986	250176	3010	Carmony Farms LTD	04/30/2021	150,000.00	.001	04/13/2022	150,000.00	.001	348
AG2105413	250177	3010	Circle J Farms LLC	04/30/2021	150,000.00	.001	04/13/2022	150,000.00	.001	348
AG2105231	250178	3010	Dalewyn C & Julie M Martin	04/30/2021	50,000.00	.001	04/13/2022	50,000.00	.001	348
AG2105595	250179	3010	DANIEL A SCHLABACH	04/30/2021	12,000.00	.001	04/13/2022	12,000.00	.001	348
AG2104333	250180	3010	DAVID CARSON	04/30/2021	30,300.00	.001	04/13/2022	30,300.00	.001	348
AG2104689	250181	3010	DJR FARM LLC	04/30/2021	25,000.00	.001	04/13/2022	25,000.00	.001	348
AG2104937	250182	3010	DONALD R AND JESSICA BAD	04/30/2021	120,000.00	.001	04/13/2022	120,000.00	.001	348
AG2104358	250183	3010	Dotterer Farms LLC	04/30/2021	150,000.00	.001	04/13/2022	150,000.00	.001	348
AG2104473	250184	3010	Double K Farms	04/30/2021	57,750.00	.001	04/13/2022	57,750.00	.001	348
AG2104622	250185	3010	DOUGHTY-VALLEY HOLSTEINS	04/30/2021	150,000.00	.001	04/13/2022	150,000.00	.001	348
AG2104366	250186	3010	DOUGLASS GRAIN FARMS LLC	04/30/2021	150,000.00	.001	04/13/2022	150,000.00	.001	348
AG2104887	250187	3010	EDWARD YODER	04/30/2021	100,000.00	.001	04/13/2022	100,000.00	.001	348
AG2104598	250188	3010	ELI A MILLER	04/30/2021	75,000.00	.001	04/13/2022	75,000.00	.001	348
AG2104960	250189	3010	EUGENE & MARY A BURKHOLD	04/30/2021	150,000.00	.001	04/13/2022	150,000.00	.001	348
AG2105124	250190	3010	FIVE POINTS FARM LLC	04/30/2021	150,000.00	.001	04/13/2022	150,000.00	.001	348
AG2105355	250191	3010	Four Winds Farms Ltd	04/30/2021	125,000.00	.001	04/13/2022	125,000.00	.001	348
AG2104721	250192	3010	Gale & Wylviona Sauser	04/30/2021	40,000.00	.001	04/13/2022	40,000.00	.001	348
AG2105033	250193	3010	Gasser Farms LLC	04/30/2021	150,000.00	.001	04/13/2022	150,000.00	.001	348
AG2104416	250194	3010	GEITGEY FARMS LLC	04/30/2021	35,000.00	.001	04/13/2022	35,000.00	.001	348
AG2104846	250195	3010	Greg & Chala Troyer	04/30/2021	75,000.00	.001	04/13/2022	75,000.00	.001	348
AG2104606	250196	3010	HAROLD & MARGARET MILLER	04/30/2021	75,237.00	.001	04/13/2022	75,237.00	.001	348
AG2105090	250197	3010	Hershey Cropland LLC	04/30/2021	10,000.00	.001	04/13/2022	10,000.00	.001	348
AG2104838	250198	3010	HICKORY TREE FARM	04/30/2021	150,000.00	.001	04/13/2022	150,000.00	.001	348
AG2104531	250199	3010	Hillside Feed Hay & Supply LLC	04/30/2021	30,000.00	.001	04/13/2022	30,000.00	.001	348
AG2105108	250200	3010	HODGE FARMS LLC	04/30/2021	100,000.00	.001	04/13/2022	100,000.00	.001	348
AG2104317	250201	3010	IVAN BURKHOLDER	04/30/2021	150,000.00	.001	04/13/2022	150,000.00	.001	348
AG2104895	250202	3010	Ivan Zimmerman	04/30/2021	100,000.00	.001	04/13/2022	100,000.00	.001	348
AG2104374	250203	3010	JAMES & LINDA FISHER	04/30/2021	31,000.00	.001	04/13/2022	31,000.00	.001	348
AG2104671	250204	3010	James & Mary Beth Richard	04/30/2021	45,262.00	.001	04/13/2022	45,262.00	.001	348
AG2105173	250205	3010	James and Janet Kasserman	04/30/2021	100,000.00	.001	04/13/2022	100,000.00	.001	348
AG2105272	250206	3010	JAMES AND LINDA MOSHER	04/30/2021	85,000.00	.001	04/13/2022	85,000.00	.001	348
AG2105603	250207	3010	JAMES ROGERS	04/30/2021	150,000.00	.001	04/13/2022	150,000.00	.001	348
AG2104911	250208	3010	JAY & JEWEL AMSTUTZ	04/30/2021	30,000.00	.001	04/13/2022	30,000.00	.001	348



Run Date: 5/5/2021 10:19:51 AM

Investments Outstanding As Of Date: 4/30/2021

INVENTORY BY MATURITY REPORT

CUSIP	Investment #	Fund	Issuer	Purchase Date	Current Book	Current Rate	Maturity Date	Current Par	YTM	Days to Maturity
AG2104655	250209	3010	JCB REDICK FARMS LLC	04/30/2021	150,000.00	.001	04/13/2022	150,000.00	.001	348
AG2105504	250210	3010	JEFFREY & INA MILLER	04/30/2021	60,000.00	.001	04/13/2022	60,000.00	.001	348
AG2105157	250211	3010	JENTES CUSTOM FARMING LT	04/30/2021	150,000.00	.001	04/13/2022	150,000.00	.001	348
AG2105140	250212	3010	JENTES FARMING OPERATION	04/30/2021	150,000.00	.001	04/13/2022	150,000.00	.001	348
AG2105256	250213	3010	Jerry A & Ann M McNeil	04/30/2021	150,000.00	.001	04/13/2022	150,000.00	.001	348
AG2104945	250214	3010	John & Linda Badger	04/30/2021	150,000.00	.001	04/13/2022	150,000.00	.001	348
AG2105553	250215	3010	JOHN & PATRICIA STEINER	04/30/2021	20,000.00	.001	04/13/2022	20,000.00	.001	348
AG2104325	250216	3010	JOHN CANANKAMP	04/30/2021	50,000.00	.001	04/13/2022	50,000.00	.001	348
AG2105280	250217	3010	JONATHAN AND ABBEY NORM	04/30/2021	125,000.00	.001	04/13/2022	125,000.00	.001	348
AG2105058	250218	3010	Jonathan D & Martha G Good	04/30/2021	75,000.00	.001	04/13/2022	75,000.00	.001	348
AG2105082	250219	3010	Joshua D & Myla A Hershberge	04/30/2021	60,000.00	.001	04/13/2022	60,000.00	.001	348
AG2104465	250220	3010	KIRT & JULIE KEENER	04/30/2021	15,000.00	.001	04/13/2022	15,000.00	.001	348
AG2104382	250221	3010	Klever Holstein Frm Limited	04/30/2021	86,000.00	.001	04/13/2022	86,000.00	.001	348
AG2104390	250222	3010	Kraig Gasser	04/30/2021	50,000.00	.001	04/13/2022	50,000.00	.001	348
AG2104515	250223	3010	LANG VUE FARMS LTD	04/30/2021	125,000.00	.001	04/13/2022	125,000.00	.001	348
AG2104853	250224	3010	Laroy Weaver	04/30/2021	50,000.00	.001	04/13/2022	50,000.00	.001	348
AG2105447	250225	3010	Loren Larry & Darrell Steiner P	04/30/2021	100,000.00	.001	04/13/2022	100,000.00	.001	348
AG2104663	250226	3010	M & D WALNUT VALLEY FARM	04/30/2021	50,000.00	.001	04/13/2022	50,000.00	.001	348
AG2105025	250227	3010	MARK AND CARLA FRANK	04/30/2021	150,000.00	.001	04/13/2022	150,000.00	.001	348
AG2104556	250228	3010	MARTINS HILLCREST FARM LL	04/30/2021	100,000.00	.001	04/13/2022	100,000.00	.001	348
AG2104481	250229	3010	MASON KISAMORE	04/30/2021	50,000.00	.001	04/13/2022	50,000.00	.001	348
AG2105579	250230	3010	Miller Farms Custom LLC	04/30/2021	150,000.00	.001	04/13/2022	150,000.00	.001	348
AG2105264	250231	3010	MOOREFIELD FARMS	04/30/2021	150,000.00	.001	04/13/2022	150,000.00	.001	348
AG2104408	250232	3010	Nathan Gasser	04/30/2021	100,000.00	.001	04/13/2022	100,000.00	.001	348
AG2105132	250233	3010	OPEN ROAD FARM LTD	04/30/2021	100,000.00	.001	04/13/2022	100,000.00	.001	348
AG2105306	250234	3010	PARKER FARMS	04/30/2021	75,000.00	.001	04/13/2022	75,000.00	.001	348
AG2104614	250235	3010	PAUL & FANNIE MILLER	04/30/2021	20,000.00	.001	04/13/2022	20,000.00	.001	348
AG2105223	250236	3010	Pebble Farm	04/30/2021	20,262.00	.001	04/13/2022	20,262.00	.001	348
AG2105322	250237	3010	Pleasant Vale Dairy Inc	04/30/2021	150,000.00	.001	04/13/2022	150,000.00	.001	348
AG2104952	250238	3010	RANDALL E BERRY	04/30/2021	95,000.00	.001	04/13/2022	95,000.00	.001	348
AG2105215	250239	3010	Regan A & Laura A Kline	04/30/2021	40,212.00	.001	04/13/2022	40,212.00	.001	348
AG2105348	250240	3010	REHM FARMS LLC	04/30/2021	150,000.00	.001	04/13/2022	150,000.00	.001	348
AG2104432	250241	3010	Richard Graham	04/30/2021	100,000.00	.001	04/13/2022	100,000.00	.001	348





Run Date: 5/5/2021 10:19:51 AM

Investments Outstanding As Of Date: 4/30/2021

INVENTORY BY MATURITY REPORT

CUSIP	Investment #	Fund	Issuer	Purchase Date	Current Book	Current Rate	Maturity Date	Current Par	YTM	Days to Maturity
AG2105066	250242	3010	Richard L & Bethany J Good	04/30/2021	35,000.00	.001	04/13/2022	35,000.00	.001	348
AG2104697	250243	3010	Ringbyre Jerseys LLC	04/30/2021	100,000.00	.001	04/13/2022	100,000.00	.001	348
AG2104994	250244	3010	ROBERT AND CYNTHIA FARQU	04/30/2021	150,000.00	.001	04/13/2022	150,000.00	.001	348
AG2105074	250245	3010	Robert Graber	04/30/2021	75,000.00	.001	04/13/2022	75,000.00	.001	348
AG2104879	250246	3010	ROBERT WINKLER	04/30/2021	50,000.00	.001	04/13/2022	50,000.00	.001	348
AG2104705	250247	3010	Robinson Valley Run Farms Inc	04/30/2021	50,000.00	.001	04/13/2022	50,000.00	.001	348
AG2105538	250248	3010	Roger & Nedra STEINER	04/30/2021	100,000.00	.001	04/13/2022	100,000.00	.001	348
AG2105009	250249	3010	ROGER FEATHER	04/30/2021	100,000.00	.001	04/13/2022	100,000.00	.001	348
AG2105363	250250	3010	ROHR FARMS SERVICE LLC	04/30/2021	150,000.00	.001	04/13/2022	150,000.00	.001	348
AG2105199	250251	3010	ROSEDALE FARMS LLC	04/30/2021	150,000.00	.001	04/13/2022	150,000.00	.001	348
AG2105181	250252	3010	Rosedale Ventures LLC	04/30/2021	150,000.00	.001	04/13/2022	150,000.00	.001	348
AG2104523	250253	3010	ROY ANDREW LEID	04/30/2021	22,500.00	.001	04/13/2022	22,500.00	.001	348
AG2104549	250254	3010	RUDY MAIBACH	04/30/2021	75,000.00	.001	04/13/2022	75,000.00	.001	348
AG2104713	250255	3010	Ruprecht Farm LLC	04/30/2021	100,000.00	.001	04/13/2022	100,000.00	.001	348
AG2104978	250256	3010	SAMUEL BURKHOLDER	04/30/2021	60,000.00	.001	04/13/2022	60,000.00	.001	348
AG2105496	250257	3010	SCOTT & CHRISTINA FISHER	04/30/2021	7,500.00	.001	04/13/2022	7,500.00	.001	348
AG2105017	250258	3010	Shade Creek Farms	04/30/2021	150,000.00	.001	04/13/2022	150,000.00	.001	348
AG2105397	250259	3010	SHOWALTER DAIRY FARMS LL	04/30/2021	150,000.00	.001	04/13/2022	150,000.00	.001	348
AG2104903	250260	3010	Simon Yoder	04/30/2021	60,000.00	.001	04/13/2022	60,000.00	.001	348
AG2104754	250261	3010	SOEHNLEN CATTLE COMPANY	04/30/2021	50,000.00	.001	04/13/2022	50,000.00	.001	348
AG2104762	250262	3010	Sprangs Fairview Farm LLC	04/30/2021	150,000.00	.001	04/13/2022	150,000.00	.001	348
AG2104804	250263	3010	Steiner Equipment LLC	04/30/2021	42,000.00	.001	04/13/2022	42,000.00	.001	348
AG2105462	250264	3010	Steiner Grain Farms Ag Svc LL	04/30/2021	150,000.00	.001	04/13/2022	150,000.00	.001	348
AG2105454	250265	3010	STEINERS CUSTOM FARMING	04/30/2021	100,000.00	.001	04/13/2022	100,000.00	.001	348
AG2105249	250266	3010	STEVE AND KATHY MARTIN	04/30/2021	125,000.00	.001	04/13/2022	125,000.00	.001	348
AG2105116	250267	3010	Steve Hoisington	04/30/2021	150,000.00	.001	04/13/2022	150,000.00	.001	348
AG2105470	250268	3010	Steven and Alyson Steiner	04/30/2021	10,000.00	.001	04/13/2022	10,000.00	.001	348
AG2105165	250269	3010	STEVEN AND SHAWN KACERS	04/30/2021	150,000.00	.001	04/13/2022	150,000.00	.001	348
AG2104564	250270	3010	Sweet Breeze Farms & Excavat	04/30/2021	150,000.00	.001	04/13/2022	150,000.00	.001	348
AG2104820	250271	3010	TATE FARMS	04/30/2021	150,000.00	.001	04/13/2022	150,000.00	.001	348
AG2104747	250272	3010	Troy Shaum	04/30/2021	75,000.00	.001	04/13/2022	75,000.00	.001	348
AG2104788	250273	3010	Tyler Stahl	04/30/2021	15,000.00	.001	04/13/2022	15,000.00	.001	348
AG2105405	250274	3010	WASUKA FARMS INC	04/30/2021	150,000.00	.001	04/13/2022	150,000.00	.001	348



Run Date: 5/5/2021 10:19:51 AM

Investments Outstanding As Of Date: 4/30/2021

INVENTORY BY MATURITY REPORT

CUSIP	Investment #	Fund	Issuer	Purchase Date	Current Book	Current Rate	Maturity Date	Current Par	YTM	Days to Maturity
AG2105041	250275	3010	Wildwood Legacy Farms LLC	04/30/2021	25,000.00	.001	04/13/2022	25,000.00	.001	348
AG2105488	250276	3010	WILLIAM AND DARLA WEAVER	04/30/2021	80,000.00	.001	04/13/2022	80,000.00	.001	348
AG2105371	250277	3010	WILLIAM AND VICKIE ROHR	04/30/2021	150,000.00	.001	04/13/2022	150,000.00	.001	348
AG2104770	250278	3010	Willow Brook Dairy LLC	04/30/2021	75,000.00	.001	04/13/2022	75,000.00	.001	348
AG2104507	250279	3010	Windy Way Farms Ltd	04/30/2021	150,000.00	.001	04/13/2022	150,000.00	.001	348
AG2104440	250280	3010	WNR FARMS LLC	04/30/2021	150,000.00	.001	04/13/2022	150,000.00	.001	348
LD2000494	244983	3050	MARTIN J GRUNDER LANDSCA	04/15/2020	47,662.30	.000	04/15/2022	47,662.30	.000	350
LD2000502	245529	3050	MUSTARD SEED SHOP LLC	04/21/2020	85,000.00	.001	04/21/2022	85,000.00	.001	356
LD2000510	245594	3050	ELITE NATURESCAPES	04/23/2020	158,049.07	.000	04/22/2022	158,049.07	.000	357
LD2000528	245686	3050	SELECT MACHINE INC	04/30/2020	124,719.92	.000	04/29/2022	124,719.92	.000	364
LD2000536	245687	3050	VANOVER TRUCKING LLC	04/30/2020	34,266.47	.000	04/29/2022	34,266.47	.000	364
LD2000544	245796	3050	GEIGER BROS MECH CONTRA	05/01/2020	166,582.00	.000	04/29/2022	166,582.00	.000	364
LD2000551	245797	3050	WEBER MATERIALS	05/01/2020	2,292,000.00	.550	04/29/2022	2,292,000.00	.550	364
912828WZ9	233221	1020	T 1 3-4 04-30-22	07/27/2017	14,922,656.25	1.750	04/30/2022	15,000,000.00	1.863	365
912828X47	243704	1020	T 1 7-8 04-30-22	12/11/2019	10,052,343.75	1.875	04/30/2022	10,000,000.00	1.650	365
88059EHH0	178620	2000	TVA STRIP	10/25/2006	652,987.44	.000	05/01/2022	1,512,000.00	5.484	366
88059EHH0	179128	2000	TVA STRIP	12/04/2006	330,466.68	.000	05/01/2022	718,000.00	5.100	366
EC2001997	245815	3030	RICHARD SCHMELZER	05/07/2020	189,700.00	.000	05/06/2022	189,700.00	.000	371
458140BB5	235810	1030	INTC 2.35 05-11-22	04/06/2018	6,078,233.92	2.350	05/11/2022	6,224,000.00	2.961	376
037833CQ1	240319	1030	AAPL 2.3 05-11-22	04/12/2019	4,963,400.00	2.300	05/11/2022	5,000,000.00	2.548	376
037833CQ1	245574	1030	AAPL 2.3 05-11-22	04/24/2020	8,668,917.00	2.300	05/11/2022	8,405,000.00	.751	376
EC2002003	245826	3030	JEFFREY BACHER	05/11/2020	250,000.00	.000	05/11/2022	250,000.00	.000	376
LD2000569	245834	3050	LEEK PIPE ORGAN COMPANY	05/12/2020	82,724.12	.000	05/12/2022	82,724.12	.000	377
LD2000577	245877	3050	THE BUTCHER AND GROCER L	05/15/2020	171,000.00	.550	05/13/2022	171,000.00	.550	378
912833LH1	181168	2000	US TREASURY STRIP	05/31/2007	23,210.00	.000	05/15/2022	50,000.00	5.198	380
912833LH1	181416	2000	US TREASURY STRIP	06/26/2007	22,522.00	.000	05/15/2022	50,000.00	5.430	380
912833LH1	181557	2000	US TREASURY STRIP	07/06/2007	22,978.50	.000	05/15/2022	50,000.00	5.301	380
912833LH1	181863	2000	US TREASURY STRIP	07/30/2007	46,659.00	.000	05/15/2022	100,000.00	5.220	380
912833LH1	186335	2010	US TREASURY STRIP	05/22/2008	3,945,766.10	.000	05/15/2022	7,538,000.00	4.684	380
912833LH1	186421	2000	US TREASURY STRIP	05/27/2008	26,382.50	.000	05/15/2022	50,000.00	4.630	380
912833LH1	186666	2000	US TREASURY STRIP	06/09/2008	14,231.00	.000	05/15/2022	25,000.00	4.085	380
912833LH1	187229	2000	US TREASURY STRIP	07/11/2008	5,315.50	.000	05/15/2022	10,000.00	4.617	380
912833LH1	192217	2000	US TREASURY STRIP	05/13/2009	85,515.00	.000	05/15/2022	150,000.00	4.368	380



Run Date: 5/5/2021 10:19:51 AM

Investments Outstanding As Of Date: 4/30/2021

INVENTORY BY MATURITY REPORT

CUSIP	Investment #	Fund	Issuer	Purchase Date	Current Book	Current Rate	Maturity Date	Current Par	YTM	Days to Maturity
912833LH1	193236	2000	US TREASURY STRIP	08/18/2009	28,103.67	.000	05/15/2022	50,000.00	4.573	380
912833LH1	197101	2000	US TREASURY STRIP	05/11/2010	186,893.17	.000	05/15/2022	306,000.00	4.147	380
912833LH1	197196	2000	US TREASURY STRIP	05/14/2010	15,253.25	.000	05/15/2022	25,000.00	4.159	380
912833LH1	198376	2000	US TREASURY STRIP	06/30/2010	32,457.50	.000	05/15/2022	50,000.00	3.672	380
912833LH1	198702	2000	US TREASURY STRIP	07/13/2010	64,500.00	.000	05/15/2022	100,000.00	3.738	380
912833LH1	205476	2000	US TREASURY STRIP	05/09/2011	66,326.00	.000	05/15/2022	100,000.00	3.762	380
912833LH1	206121	2000	US TREASURY STRIP	06/13/2011	68,827.00	.000	05/15/2022	100,000.00	3.450	380
912833LH1	206333	2000	US TREASURY STRIP	06/23/2011	34,390.50	.000	05/15/2022	50,000.00	3.465	380
912833LH1	206373	2000	US TREASURY STRIP	06/27/2011	34,353.50	.000	05/15/2022	50,000.00	3.479	380
912833LH1	210180	2000	US TREASURY STRIP	05/16/2012	41,028.50	.000	05/15/2022	50,000.00	1.988	380
912833LH1	210395	2000	US TREASURY STRIP	06/06/2012	42,642.00	.000	05/15/2022	50,000.00	1.608	380
912833LH1	210601	2000	US TREASURY STRIP	06/25/2012	41,952.50	.000	05/15/2022	50,000.00	1.783	380
912833LH1	214705	2000	US TREASURY STRIP	06/17/2013	41,361.50	.000	05/15/2022	50,000.00	2.140	380
912833LH1	218184	2000	US TREASURY STRIP	06/26/2014	41,232.00	.000	05/15/2022	50,000.00	2.460	380
912833LH1	218210	2000	US TREASURY STRIP	06/27/2014	41,138.50	.000	05/15/2022	50,000.00	2.490	380
912833LH1	218580	2000	US TREASURY STRIP	07/31/2014	41,615.50	.000	05/15/2022	50,000.00	2.370	380
912833LH1	222624	2000	US TREASURY STRIP	05/21/2015	217,085.00	.000	05/15/2022	250,000.00	2.032	380
912833LH1	226887	2000	US TREASURY STRI ZERO-% 5	05/26/2016	109,060.80	.000	05/15/2022	120,000.00	1.608	380
912833LH1	227314	2000	US TREASURY STRI ZERO-% 5	07/15/2016	46,507.50	.000	05/15/2022	50,000.00	1.245	380
912833LH1	227498	2000	US TREASURY STRI ZERO-% 5	07/29/2016	37,063.20	.000	05/15/2022	40,000.00	1.320	380
912833LH1	227669	2000	US TREASURY STRI ZERO-% 5	08/12/2016	92,731.00	.000	05/15/2022	100,000.00	1.315	380
912833LH1	231304	2000	S 0 05-15-22	05/11/2017	36,169.60	.000	05/15/2022	40,000.00	2.019	380
912833LH1	231587	2000	S 0 05-15-22	06/02/2017	36,460.80	.000	05/15/2022	40,000.00	1.880	380
912833LH1	237031	2000	S 0 05-15-22	06/14/2018	35,912.40	.000	05/15/2022	40,000.00	2.770	380
912833LH1	237316	2000	S 0 05-15-22	07/06/2018	36,041.20	.000	05/15/2022	40,000.00	2.719	380
912833LH1	237405	2000	S 0 05-15-22	07/12/2018	36,029.60	.000	05/15/2022	40,000.00	2.739	380
084664BT7	238846	1030	BRK 3 05-15-22	11/08/2018	9,886,300.00	3.000	05/15/2022	10,000,000.00	3.345	380
912833LH1	241255	2000	S 0 05-15-22	05/09/2019	37,356.00	.000	05/15/2022	40,000.00	2.280	380
912833LH1	241679	2000	S 0 05-15-22	06/21/2019	37,934.40	.000	05/15/2022	40,000.00	1.837	380
912833LH1	241904	2000	S 0 05-15-22	07/11/2019	37,947.60	.000	05/15/2022	40,000.00	1.860	380
912833LH1	242045	2000	S 0 05-15-22	07/22/2019	237,367.50	.000	05/15/2022	250,000.00	1.850	380
912833LH1	242098	2000	S 0 05-15-22	07/26/2019	38,062.80	.000	05/15/2022	40,000.00	1.778	380
912833LH1	245844	2000	S 0 05-15-22	05/18/2020	39,888.00	.000	05/15/2022	40,000.00	.141	380



Run Date: 5/5/2021 10:19:51 AM

Investments Outstanding As Of Date: 4/30/2021

INVENTORY BY MATURITY REPORT

CUSIP	Investment #	Fund	Issuer	Purchase Date	Current Book	Current Rate	Maturity Date	Current Par	YTM	Days to Maturity
912833LH1	246024	2000	S 0 05-15-22	06/12/2020	39,861.60	.000	05/15/2022	40,000.00	.180	380
912833LH1	246086	2000	S 0 05-15-22	06/19/2020	39,868.40	.000	05/15/2022	40,000.00	.173	380
912833LH1	246249	2000	S 0 05-15-22	07/16/2020	39,890.40	.000	05/15/2022	40,000.00	.150	380
912833LH1	246259	2000	S 0 05-15-22	07/16/2020	39,890.40	.000	05/15/2022	40,000.00	.150	380
912833LH1	246314	2000	S 0 05-15-22	07/20/2020	39,909.20	.000	05/15/2022	40,000.00	.125	380
02665WDF5	243500	1030	HNDA 1.95 05-20-22	11/25/2019	5,006,000.00	1.950	05/20/2022	5,000,000.00	1.900	385
912828XR6	231877	1020	T 1 3-4 05-31-22	06/28/2017	9,979,687.50	1.750	05/31/2022	10,000,000.00	1.793	396
912828XR6	234073	1020	T 1 3-4 05-31-22	10/19/2017	9,910,156.25	1.750	05/31/2022	10,000,000.00	1.954	396
LD2000585	246001	3050	MANGO BAY COMMUNICATIO	06/05/2020	49,812.00	.001	06/03/2022	49,812.00	.001	399
EC2002011	246002	3030	KEITH LAMPRECHT	06/05/2020	150,000.00	.001	06/03/2022	150,000.00	.001	399
RE2000058	246058	3040	1060 BUILDING LLC	06/10/2020	685,000.00	.000	06/10/2022	685,000.00	.000	406
24422EVA4	244033	1030	DE 1.95 06-13-22 MTN	01/15/2020	1,288,739.35	1.950	06/13/2022	1,285,000.00	1.826	409
LD2000593	246112	3050	WB METALS LLC	06/18/2020	42,750.00	.000	06/17/2022	42,750.00	.000	413
LD2000601	246113	3050	GEIGER BROTHERS INC	06/18/2020	54,745.45	.000	06/17/2022	54,745.45	.000	413
LD2000619	246120	3050	CHAGRIN VALLEY SOAP SALVE	06/19/2020	400,000.00	.000	06/17/2022	400,000.00	.000	413
LD2000627	246121	3050	TAWA TREE MULCH DIVISION	06/19/2020	400,000.00	.000	06/17/2022	400,000.00	.000	413
LD2000635	246122	3050	TAWA LANDSCAPE SUPPLY LL	06/19/2020	101,830.44	.000	06/17/2022	101,830.44	.000	413
LD2000643	246163	3050	ENERGY POWER SERVICES	06/26/2020	253,473.51	.000	06/24/2022	253,473.51	.000	420
88579YAF8	234396	1030	MMM 2 06-26-22 MTN	11/20/2017	987,320.00	2.000	06/26/2022	1,000,000.00	2.292	422
02665WCY5	244161	1030	HNDA 2.2 06-27-22 MTN	01/28/2020	10,106,000.00	2.200	06/27/2022	10,000,000.00	1.749	423
912828XW5	231908	1020	T 1 3-4 06-30-22	06/30/2017	9,959,375.00	1.750	06/30/2022	10,000,000.00	1.835	426
912828XW5	233003	1020	T 1 3-4 06-30-22	07/05/2017	9,930,468.75	1.750	06/30/2022	10,000,000.00	1.897	426
912828XW5	234770	1020	T 1 3-4 06-30-22	01/08/2018	19,599,218.75	1.750	06/30/2022	20,000,000.00	2.223	426
LD2100013	246194	3050	D&E MACHINE COMPANY	07/06/2020	15,482.73	.000	07/06/2022	15,482.73	.000	432
89236TCQ6	241371	1030	TOYOTA 2.8 07-13-22 GMTN	05/20/2019	5,030,500.00	2.800	07/13/2022	5,000,000.00	2.596	439
LD2100021	246241	3050	BUCKEYE BIOGAS LLC	07/13/2020	400,000.00	.000	07/13/2022	400,000.00	.000	439
LD2100039	246242	3050	COLLINWOOD BIOENERGY	07/13/2020	400,000.00	.000	07/13/2022	400,000.00	.000	439
LD2100047	246243	3050	THREE CREEK BIOENERGY	07/13/2020	400,000.00	.000	07/13/2022	400,000.00	.000	439
LD2100054	246244	3050	ZANESVILLE ENERGY	07/13/2020	400,000.00	.000	07/13/2022	400,000.00	.000	439
LD2100062	246300	3050	QUASAR ENERGY GROUP	07/14/2020	400,000.00	.000	07/14/2022	400,000.00	.000	440
LD2100070	246301	3050	FISCUS TRUCKING & EXCAVAT	07/14/2020	81,517.37	.000	07/14/2022	81,517.37	.000	440
EC2100021	246414	3030	ZACHARY MILLER	07/27/2020	231,840.00	.000	07/27/2022	231,840.00	.000	453
EC2100039	246415	3030	Steven Poling	07/27/2020	129,238.30	.000	07/27/2022	129,238.30	.000	453



Run Date: 5/5/2021 10:19:51 AM

Investments Outstanding As Of Date: 4/30/2021

INVENTORY BY MATURITY REPORT

CUSIP	Investment #	Fund	Issuer	Purchase Date	Current Book	Current Rate	Maturity Date	Current Par	YTM	Days to Maturity
EC2100013	246416	3030	CHERYL CHURCH	07/27/2020	64,985.00	.000	07/27/2022	64,985.00	.000	453
69353RFE3	241847	1030	PNC 2.45 07-28-22 BKNT	07/03/2019	5,041,450.00	2.450	07/28/2022	5,000,000.00	2.169	454
69353RFE3	242151	1030	PNC 2.45 07-28-22 BKNT	07/29/2019	4,177,888.00	2.450	07/28/2022	4,150,000.00	2.217	454
LD2100088	246439	3050	RUSK OP FINDLAY LLC DBA EV	07/29/2020	363,595.45	.000	07/29/2022	363,595.45	.000	455
9128282P4	233835	1020	T 1 7-8 07-31-22	09/28/2017	9,985,156.25	1.875	07/31/2022	10,000,000.00	1.907	457
9128282P4	234096	1020	T 1 7-8 07-31-22	10/23/2017	9,942,968.75	1.875	07/31/2022	10,000,000.00	2.001	457
9128282P4	235438	1020	T 1 7-8 07-31-22	03/01/2018	4,842,382.81	1.875	07/31/2022	5,000,000.00	2.635	457
742718EU9	233340	1030	PG 2.15 08-11-22	08/15/2017	10,015,100.00	2.150	08/11/2022	10,000,000.00	2.118	468
742718EU9	234675	1030	PG 2.15 08-11-22	12/29/2017	7,990,654.42	2.150	08/11/2022	8,081,000.00	2.407	468
912833LJ7	178334	2000	US TREASURY STRIP	10/04/2006	23,197.50	.000	08/15/2022	50,000.00	4.900	472
912833LJ7	178588	2000	US TREASURY STRIP	10/26/2006	62,540.22	.000	08/15/2022	138,000.00	5.071	472
912833LJ7	178998	2000	US TREASURY STRIP	11/28/2006	23,720.00	.000	08/15/2022	50,000.00	4.802	472
912833LJ7	182222	2000	US TREASURY STRIP	08/28/2007	47,341.00	.000	08/15/2022	100,000.00	5.060	472
912833LJ7	182553	2000	US TREASURY STRIP	09/25/2007	47,020.00	.000	08/15/2022	100,000.00	5.133	472
912833LJ7	182758	2000	US TREASURY STRIP	10/05/2007	48,316.00	.000	08/15/2022	100,000.00	4.955	472
912833LJ7	188069	2000	US TREASURY STRIP	09/15/2008	27,700.00	.000	08/15/2022	50,000.00	4.289	472
912833LJ7	188164	2010	US TREASURY STRIP	09/22/2008	324,547.20	.000	08/15/2022	576,000.00	4.171	472
912833LJ7	193255	2000	US TREASURY STRIP	08/18/2009	55,853.25	.000	08/15/2022	100,000.00	4.534	472
912833LJ7	199562	2000	US TREASURY STRIP	08/13/2010	32,907.50	.000	08/15/2022	50,000.00	3.515	472
912833LJ7	200625	2000	US TREASURY STRIP	09/24/2010	67,660.00	.000	08/15/2022	100,000.00	3.313	472
912833LJ7	207492	2000	US TREASURY STRIP	09/23/2011	38,898.50	.000	08/15/2022	50,000.00	2.318	472
912833LJ7	207862	2000	US TREASURY STRIP	10/31/2011	76,036.00	.000	08/15/2022	100,000.00	2.555	472
912833LJ7	207915	2000	US TREASURY STRIP	11/03/2011	37,998.00	.000	08/15/2022	50,000.00	2.562	472
912833LJ7	211241	2000	US TREASURY STRIP	08/17/2012	41,780.50	.000	08/15/2022	50,000.00	1.805	472
912833LJ7	211301	2000	US TREASURY STRIP	08/22/2012	82,580.00	.000	08/15/2022	100,000.00	1.927	472
912833LJ7	215296	2000	US TREASURY STRIP	08/16/2013	39,420.00	.000	08/15/2022	50,000.00	2.660	472
912833LJ7	215619	2000	US TREASURY STRIP	09/26/2013	39,489.50	.000	08/15/2022	50,000.00	2.673	472
912833LJ7	215883	2000	US TREASURY STRIP	11/01/2013	80,560.00	.000	08/15/2022	100,000.00	2.475	472
912833LJ7	218838	2000	US TREASURY STRIP	08/28/2014	332,868.00	.000	08/15/2022	400,000.00	2.320	472
912833LJ7	219030	2000	US TREASURY STRIP	09/18/2014	82,300.00	.000	08/15/2022	100,000.00	2.479	472
912833LJ7	219291	2000	US TREASURY STRIP	10/17/2014	33,925.60	.000	08/15/2022	40,000.00	2.115	472
912833LJ7	224330	2000	USTREASURYSTRIP	10/08/2015	88,473.00	.000	08/15/2022	100,000.00	1.795	472
912833LJ7	224484	2000	USTREASURYSTRIP	10/22/2015	88,325.00	.000	08/15/2022	100,000.00	1.830	472



Run Date: 5/5/2021 10:19:51 AM

Investments Outstanding As Of Date: 4/30/2021

INVENTORY BY MATURITY REPORT

CUSIP	Investment #	Fund	Issuer	Purchase Date	Current Book	Current Rate	Maturity Date	Current Par	YTM	Days to Maturity
912833LJ7	224553	2000	USTREASURYSTRIP	10/29/2015	35,230.00	.000	08/15/2022	40,000.00	1.877	472
912833LJ7	228090	2000	US TREASURY STRI ZERO-% 8	09/23/2016	46,053.00	.000	08/15/2022	50,000.00	1.400	472
912833LJ7	228286	2000	US TREASURY STRI ZERO-% 8	10/14/2016	229,382.50	.000	08/15/2022	250,000.00	1.480	472
912833LJ7	234129	2000	S 0 08-15-22	10/26/2017	36,300.80	.000	08/15/2022	40,000.00	2.030	472
912833LJ7	234153	2000	S 0 08-15-22	10/26/2017	45,376.00	.000	08/15/2022	50,000.00	2.030	472
912833LJ7	234188	2000	S 0 08-15-22	10/27/2017	22,678.50	.000	08/15/2022	25,000.00	2.040	472
912833LJ7	237891	2000	S 0 08-15-22	08/23/2018	107,770.80	.000	08/15/2022	120,000.00	2.720	472
912833LJ7	237918	2000	S 0 08-15-22	08/23/2018	35,923.60	.000	08/15/2022	40,000.00	2.720	472
912833LJ7	237931	2000	S 0 08-15-22	08/23/2018	224,560.00	.000	08/15/2022	250,000.00	2.716	472
912833LJ7	238208	2000	S 0 08-15-22	09/13/2018	35,843.20	.000	08/15/2022	40,000.00	2.818	472
912833LJ7	238691	2000	S 0 08-15-22	10/25/2018	356,804.00	.000	08/15/2022	400,000.00	3.024	472
912833LJ7	242339	2000	S 0 08-15-22	08/19/2019	23,886.50	.000	08/15/2022	25,000.00	1.530	472
912833LJ7	242568	2000	S 0 08-15-22	09/06/2019	96,041.00	.000	08/15/2022	100,000.00	1.379	472
912833LJ7	242661	2000	S 0 08-15-22	09/12/2019	76,514.40	.000	08/15/2022	80,000.00	1.529	472
912833LJ7	242798	2000	S 0 08-15-22	09/23/2019	238,410.00	.000	08/15/2022	250,000.00	1.647	472
912828YA2	243907	1020	T 1 1-2 08-15-22	12/30/2019	9,973,437.50	1.500	08/15/2022	10,000,000.00	1.603	472
912833LJ7	246476	2000	S 0 08-15-22	08/10/2020	39,927.60	.000	08/15/2022	40,000.00	.090	472
912833LJ7	246781	2000	US Treasury Strip 08,15,2022	09/18/2020	79,862.80	.000	08/15/2022	80,000.00	.090	472
912833LJ7	247001	2000	S 0 08-15-22	10/13/2020	39,911.20	.000	08/15/2022	40,000.00	.121	472
912833LJ7	247128	2000	S 0 08-15-22	10/22/2020	39,915.89	.000	08/15/2022	40,000.00	.116	472
LD2100096	246598	3050	EXTREME CLEAN OF OHIO LT	08/20/2020	158,290.67	.000	08/19/2022	158,290.67	.000	476
LD2100104	246660	3050	ROXANNA CLEARING & DEMO	08/28/2020	9,178.28	.000	08/26/2022	9,178.28	.000	483
9128282S8	233680	1020	T 1 5-8 08-31-22	09/15/2017	9,925,000.00	1.625	08/31/2022	10,000,000.00	1.784	488
9128282S8	243593	1020	T 1 5-8 08-31-22	12/03/2019	9,997,656.25	1.625	08/31/2022	10,000,000.00	1.633	488
RE2100056	246666	3040	PATENTED ACQUISITION COR	08/31/2020	290,328.86	.000	08/31/2022	290,328.86	.000	488
46513JAS0	246752	1010	ELEVENTH JUBILEE 2 YEAR IS	09/15/2020	15,000,000.00	1.000	09/01/2022	15,000,000.00	1.000	489
14913Q3A5	242716	1030	CAT 1.9 09-06-22 MTN	09/13/2019	9,945,200.00	1.900	09/06/2022	10,000,000.00	2.091	494
14913Q3A5	244062	1030	CAT 1.9 09-06-22 MTN	01/21/2020	2,001,620.00	1.900	09/06/2022	2,000,000.00	1.868	494
89236TEC5	237425	1030	TOYOTA 2.15 09-08-22 MTN	07/12/2018	2,324,400.65	2.150	09/08/2022	2,431,000.00	3.287	496
94988J6A0	243570	1030	WFC 2.082 09-09-22 bKNT	11/29/2019	4,243,494.86	2.082	09/09/2022	4,246,000.00	2.104	497
94988J6A0	243909	1030	WFC 2.082 09-09-22 bKNT	12/31/2019	10,779,583.20	2.082	09/09/2022	10,760,000.00	2.012	497
94988J5Z6	243910	1030	WFC Float 09-09-22 BKNT	12/31/2019	3,626,774.20	.845	09/09/2022	3,605,000.00	.443	497
94988J6A0	244124	1030	WFC 2.082 09-09-22 bKNT	01/24/2020	5,012,250.00	2.082	09/09/2022	5,000,000.00	1.985	497



Run Date: 5/5/2021 10:19:51 AM

Investments Outstanding As Of Date: 4/30/2021

INVENTORY BY MATURITY REPORT

CUSIP	Investment #	Fund	Issuer	Purchase Date	Current Book	Current Rate	Maturity Date	Current Par	YTM	Days to Maturity
LD2100112	246735	3050	COLBURN PATTERSON LLC	09/09/2020	154,000.00	.000	09/09/2022	154,000.00	.000	497
LD2100120	246751	3050	INDOOR ENVIRONMENTAL SP	09/10/2020	21,110.00	.000	09/09/2022	21,110.00	.000	497
3134A4BW3	178619	2000	FHLMC STRIP	10/25/2006	928,044.36	.000	09/15/2022	2,166,000.00	5.406	503
589331AT4	233710	1030	MRK 2.4 09-15-22	09/20/2017	5,895,810.80	2.400	09/15/2022	5,819,000.00	2.120	503
589331AT4	234427	1030	MRK 2.4 09-15-22	11/24/2017	4,992,000.00	2.400	09/15/2022	5,000,000.00	2.435	503
589331AT4	240222	1030	MRK 2.4 09-15-22	04/04/2019	5,130,355.48	2.400	09/15/2022	5,150,000.00	2.516	503
46625HJE1	234372	1030	JP MORGAN CHASE 3.25 09-23	11/15/2017	2,562,325.00	3.250	09/23/2022	2,500,000.00	2.698	511
9128282W9	233872	1020	T 1 7-8 09-30-22	10/04/2017	9,970,312.50	1.875	09/30/2022	10,000,000.00	1.938	518
912828L57	234010	1020	T 1 3-4 09-30-22	10/13/2017	9,901,562.50	1.750	09/30/2022	10,000,000.00	1.959	518
9128282W9	234850	1020	T 1 7-8 09-30-22	01/19/2018	9,769,531.25	1.875	09/30/2022	10,000,000.00	2.397	518
LD2100138	246933	3050	A&E DAYCARE LLC	09/30/2020	400,000.00	.000	09/30/2022	400,000.00	.000	518
LD2100146	246934	3050	JUSTOP CARRY OUT LLC	09/30/2020	400,000.00	.000	09/30/2022	400,000.00	.000	518
LD2100153	246947	3050	VANOVER TRUCKING LLC	10/01/2020	35,500.00	.000	09/30/2022	35,500.00	.000	518
EC2100047	246971	3030	BROOKE WRIGHT	10/05/2020	350,000.00	.000	10/05/2022	350,000.00	.000	523
EC2100062	246972	3030	DUSTIN BUCKENMEYER	10/05/2020	79,200.00	.000	10/05/2022	79,200.00	.000	523
EC2100054	246973	3030	PAUL SMITH	10/05/2020	23,989.50	.000	10/05/2022	23,989.50	.000	523
912828YK0	243219	1020	T 1 3-8 10-15-22	10/29/2019	9,921,875.00	1.375	10/15/2022	10,000,000.00	1.646	533
912828YK0	243234	1020	T 1 3-8 10-15-22	10/31/2019	9,919,531.25	1.375	10/15/2022	10,000,000.00	1.655	533
3130ACLM4	233922	1010	FHLB 1.3 10-25-22	10/25/2017	15,000,000.00	2.375	10/25/2022	15,000,000.00	2.375	543
9128283C2	234382	1020	T 2 10-31-22	11/15/2017	9,971,093.75	2.000	10/31/2022	10,000,000.00	2.062	549
9128283C2	234417	1020	T 2 10-31-22	11/21/2017	9,966,406.25	2.000	10/31/2022	10,000,000.00	2.072	549
88059EHJ6	50860	2000	TVA STRIP	04/13/1998	3,264,977.32	.000	11/01/2022	14,828,000.00	6.260	550
594918BH6	239007	1030	MSFT 2.65 11-03-22	11/28/2018	2,445,300.00	2.650	11/03/2022	2,500,000.00	3.247	552
693475AL9	242186	1030	PNC 2.854 11-09-22	08/01/2019	4,699,955.59	2.854	11/09/2022	4,631,000.00	2.378	558
693475AL9	243662	1030	PNC 2.854 11-09-22	12/09/2019	1,843,255.80	2.854	11/09/2022	1,800,000.00	2.002	558
EC2100104	247395	3030	TERRANCE MACK	11/09/2020	244,650.00	.000	11/09/2022	244,650.00	.000	558
EC2100096	247396	3030	PAUL MOSER	11/09/2020	55,000.00	.000	11/09/2022	55,000.00	.000	558
EC2100088	247397	3030	MIRIAM POLING	11/09/2020	190,000.00	.000	11/09/2022	190,000.00	.000	558
EC2100070	247398	3030	NICHOLAUS RERICHA	11/09/2020	250,000.00	.000	11/09/2022	250,000.00	.000	558
LD2100161	247399	3050	PEAK PERFORMANCE CENTER	11/09/2020	70,000.00	.000	11/09/2022	70,000.00	.000	558
912833LK4	179296	2000	US TREASURY STRIP	12/18/2006	117,020.00	.000	11/15/2022	250,000.00	4.829	564
912833LK4	183732	2000	US TREASURY STRIP	12/05/2007	25,535.00	.000	11/15/2022	50,000.00	4.547	564
912833LK4	183939	2000	US TREASURY STRIP	12/19/2007	48,809.00	.000	11/15/2022	100,000.00	4.870	564



Run Date: 5/5/2021 10:19:51 AM

Investments Outstanding As Of Date: 4/30/2021

INVENTORY BY MATURITY REPORT

CUSIP	Investment #	Fund	Issuer	Purchase Date	Current Book	Current Rate	Maturity Date	Current Par	YTM	Days to Maturity
912833LK4	184229	2000	US TREASURY STRIP	01/10/2008	77,070.00	.000	11/15/2022	150,000.00	4.536	564
912833LK4	189216	2000	US TREASURY STRIP	11/21/2008	52,153.00	.000	11/15/2022	100,000.00	4.710	564
912833LK4	189262	2000	US TREASURY STRIP	11/21/2008	2,850.00	.000	11/15/2022	5,000.00	4.061	564
912833LK4	189961	2000	US TREASURY STRIP	01/12/2009	149,395.00	.000	11/15/2022	250,000.00	3.755	564
912833LK4	190249	2000	US TREASURY STRIP	02/04/2009	56,864.00	.000	11/15/2022	100,000.00	4.140	564
912833LK4	194195	2000	US TREASURY STRIP	11/24/2009	58,187.00	.000	11/15/2022	100,000.00	4.217	564
912833LK4	194728	2000	US TREASURY STRIP	01/28/2010	28,850.50	.000	11/15/2022	50,000.00	4.344	564
912833LK4	201934	2000	US TREASURY STRIP	11/17/2010	33,330.00	.000	11/15/2022	50,000.00	3.410	564
912833LK4	202149	2000	US TREASURY STRIP	11/24/2010	32,553.00	.000	11/15/2022	50,000.00	3.616	564
912833LK4	203389	2000	US TREASURY STRIP	01/31/2011	62,330.00	.000	11/15/2022	100,000.00	4.051	564
912833LK4	212191	2000	US TREASURY STRIP	11/30/2012	126,030.00	.000	11/15/2022	150,000.00	1.756	564
912833LK4	212335	2000	US TREASURY STRIP	12/13/2012	295,326.50	.000	11/15/2022	350,000.00	1.719	564
912833LK4	212650	2000	US TREASURY STRIP	01/17/2013	41,372.00	.000	11/15/2022	50,000.00	1.937	564
912833LK4	216070	2000	US TREASURY STRIP	11/21/2013	39,487.00	.000	11/15/2022	50,000.00	2.645	564
912833LK4	216415	2000	US TREASURY STRIP	01/09/2014	77,212.00	.000	11/15/2022	100,000.00	2.944	564
912833LK4	219692	2000	US TREASURY STRIP	11/20/2014	208,682.50	.000	11/15/2022	250,000.00	2.275	564
912833LK4	220245	2000	US TREASURY STRIP	01/09/2015	43,204.50	.000	11/15/2022	50,000.00	1.870	564
912833LK4	220347	2000	US TREASURY STRIP	01/20/2015	86,821.00	.000	11/15/2022	100,000.00	1.816	564
912833LK4	220433	2000	US TREASURY STRIP	01/26/2015	87,629.00	.000	11/15/2022	100,000.00	1.700	564
912833LK4	220454	2000	US TREASURY STRIP	01/26/2015	43,755.00	.000	11/15/2022	50,000.00	1.718	564
912833LK4	220473	2000	US TREASURY STRIP	01/26/2015	35,002.80	.000	11/15/2022	40,000.00	1.718	564
912833LK4	220502	2000	US TREASURY STRIP	01/27/2015	218,745.00	.000	11/15/2022	250,000.00	1.720	564
912833LK4	220606	2000	US TREASURY STRIP	01/29/2015	218,097.50	.000	11/15/2022	250,000.00	1.760	564
912833LK4	225015	2000	USTREASURYSTRI	12/24/2015	216,370.00	.000	11/15/2022	250,000.00	2.107	564
912833LK4	225342	2000	USTREASURYSTRI	02/04/2016	88,675.00	.000	11/15/2022	100,000.00	1.781	564
912833LK4	228571	2000	US TREASURY STRI ZERO-% 1	11/14/2016	17,303.68	.000	11/15/2022	19,000.00	1.564	564
912833LK4	229108	2000	S 0 11-15-22	01/12/2017	17,652.00	.000	11/15/2022	20,000.00	2.150	564
912833LK4	229110	2000	S 0 11-15-22	01/12/2017	17,652.00	.000	11/15/2022	20,000.00	2.150	564
912833LK4	229271	2000	S 0 11-15-22	01/26/2017	220,705.00	.000	11/15/2022	250,000.00	2.160	564
912833LK4	229397	2000	S 0 11-15-22	02/02/2017	35,246.80	.000	11/15/2022	40,000.00	2.200	564
912833LK4	234357	2000	S 0 11-15-22	11/16/2017	89,998.00	.000	11/15/2022	100,000.00	2.120	564
912833LK4	234930	2000	S 0 11-15-22	01/25/2018	35,601.20	.000	11/15/2022	40,000.00	2.440	564
912833LK4	235056	2000	S 0 11-15-22	02/02/2018	35,552.80	.000	11/15/2022	40,000.00	2.480	564





Run Date: 5/5/2021 10:19:51 AM

Investments Outstanding As Of Date: 4/30/2021

## INVENTORY BY MATURITY REPORT

CUSIP	Investment #	Fund	Issuer	Purchase Date	Current Book	Current Rate	Maturity Date	Current Par	YTM	Days to Maturity
19416QEL0	237855	1030	CL 2 1-4 11-15-22 GMTN	08/20/2018	4,386,999.75	2.250	11/15/2022	4,515,000.00	2.967	564
912833LK4	243383	2000	S 0 11-15-22	11/15/2019	38,010.00	.000	11/15/2022	40,000.00	1.708	564
912833LK4	243623	2000	S 0 11-15-22	12/09/2019	38,217.20	.000	11/15/2022	40,000.00	1.560	564
912833LK4	243719	2000	S 0 11-15-22	12/16/2019	38,107.20	.000	11/15/2022	40,000.00	1.670	564
912833LK4	247326	2000	S 0 11-15-22	11/06/2020	39,418.40	.000	11/15/2022	40,000.00	.725	564
912833LK4	247466	2000	S 0 11-15-22	11/19/2020	79,759.20	.000	11/15/2022	80,000.00	.152	564
912833LK4	247631	2000	S 0 11-15-22	12/03/2020	39,899.20	.000	11/15/2022	40,000.00	.129	564
912833LK4	247783	2000	S 0 11-15-22	12/14/2020	39,915.64	.000	11/15/2022	40,000.00	.110	564
912833LK4	247843	2000	S 0 11-15-22	12/17/2020	39,946.40	.000	11/15/2022	40,000.00	.070	564
02665WCA7	237859	1030	HNDA 2.6 11-16-22 MTN	08/20/2018	1,785,005.28	2.600	11/16/2022	1,831,000.00	3.238	565
02665WCA7	237868	1030	HNDA 2.6 11-16-22 MTN	08/21/2018	976,210.00	2.600	11/16/2022	1,000,000.00	3.204	565
14913Q3C1	244044	1030	CAT 1.95 11-18-22 MTN	01/16/2020	5,007,450.00	1.950	11/18/2022	5,000,000.00	1.896	567
EC2100112	247557	3030	JASON RECKER	11/23/2020	175,000.00	.000	11/23/2022	175,000.00	.000	572
14913Q2E8	235618	1030	CAT 2.55 11-29-22 MTN	03/14/2018	4,877,700.00	2.550	11/29/2022	5,000,000.00	3.112	578
14913Q2E8	240328	1030	CAT 2.55 11-29-22 MTN	04/15/2019	4,975,700.00	2.550	11/29/2022	5,000,000.00	2.691	578
14913Q2E8	243857	1030	CAT 2.55 11-29-22 MTN	12/24/2019	6,008,796.00	2.550	11/29/2022	5,900,000.00	1.900	578
912828M80	234483	1020	T 2 11-30-22	12/01/2017	9,952,792.00	2.000	11/30/2022	10,000,000.00	2.100	579
912828M80	234534	1020	T 2 11-30-22	12/11/2017	9,933,593.75	2.000	11/30/2022	10,000,000.00	2.142	579
912828M80	234617	1020	T 2 11-30-22	12/20/2017	9,896,093.75	2.000	11/30/2022	10,000,000.00	2.223	579
166764AB6	235349	1030	CVX 2.355 12-05-22	02/27/2018	4,867,050.00	2.355	12/05/2022	5,000,000.00	2.956	584
166764AB6	235506	1030	CVX 2.355 12-05-22	03/07/2018	1,458,390.00	2.355	12/05/2022	1,500,000.00	2.986	584
166764AB6	244053	1030	CVX 2.355 12-05-22	01/17/2020	5,075,450.00	2.355	12/05/2022	5,000,000.00	1.815	584
LD2100179	247820	3050	EICK GLOBAL GUAR INT SCHO	12/10/2020	32,089.00	.000	12/09/2022	32,089.00	.000	588
LD2100187	247841	3050	INDOOR ENVIRO SPECIALISTS	12/14/2020	38,368.03	.000	12/14/2022	38,368.03	.000	593
931142DU4	234520	1030	WMT 2.35 12-15-22	12/15/2017	4,986,200.00	2.350	12/15/2022	5,000,000.00	2.408	594
458140AM2	234546	1030	INTC 2.7 12-15-22	12/15/2017	5,047,250.00	2.700	12/15/2022	5,000,000.00	2.498	594
931142DU4	240064	1030	WMT 2.35 12-15-22	03/15/2019	4,936,800.00	2.350	12/15/2022	5,000,000.00	2.706	594
931142DU4	240260	1030	WMT 2.35 12-15-22	04/08/2019	4,959,895.50	2.350	12/15/2022	5,000,000.00	2.579	594
458140AM2	241019	1030	INTC 2.7 12-15-22	04/29/2019	4,042,951.50	2.700	12/15/2022	4,025,000.00	2.570	594
458140AM2	241226	1030	INTC 2.7 12-15-22	05/06/2019	6,181,399.69	2.700	12/15/2022	6,169,000.00	2.641	594
912828N30	234790	1020	T 2 1-8 12-31-22	01/10/2018	4,958,593.75	2.125	12/31/2022	5,000,000.00	2.302	610
912828N30	234811	1020	T 2 1-8 12-31-22	01/16/2018	4,942,187.50	2.125	12/31/2022	5,000,000.00	2.374	610
912828N30	234881	1020	T 2 1-8 12-31-22	01/22/2018	4,930,468.75	2.125	12/31/2022	5,000,000.00	2.425	610



Run Date: 5/5/2021 10:19:51 AM

Investments Outstanding As Of Date: 4/30/2021

INVENTORY BY MATURITY REPORT

CUSIP	Investment #	Fund	Issuer	Purchase Date	Current Book	Current Rate	Maturity Date	Current Par	YTM	Days to Maturity
912828N30	236831	1020	T 2 1-8 12-31-22	05/18/2018	9,659,375.00	2.125	12/31/2022	10,000,000.00	2.918	610
24422EUA5	244306	1030	DE 2.7 01-06-23 MTN	02/07/2020	5,143,750.00	2.700	01/06/2023	5,000,000.00	1.685	616
89233P7F7	242229	1030	TOYOTA 2 5-8 01-10-23 MTN	08/07/2019	2,344,123.90	2.625	01/10/2023	2,294,000.00	1.962	620
037833DE7	240246	1030	AAPL 2.4 01-13-23	04/05/2019	4,956,750.00	2.400	01/13/2023	5,000,000.00	2.642	623
31359YCM7	173957	2000	FNMA STRIP	12/13/2005	130,752.99	.000	01/15/2023	317,000.00	5.250	625
88059ENC4	179702	2000	TVA STRIP	01/31/2007	63,690.00	.000	01/15/2023	150,000.00	5.441	625
EC2100252	248316	3030	SHANNA TOMON	01/20/2021	175,000.00	.000	01/20/2023	175,000.00	.000	630
EC2100302	248317	3030	PATRICK BUJNOCKI	01/20/2021	203,700.00	.000	01/20/2023	203,700.00	.000	630
EC2100260	248318	3030	KURT ANDERSON	01/20/2021	207,851.07	.000	01/20/2023	207,851.07	.000	630
EC2100286	248319	3030	KYLE JOHNSON	01/20/2021	209,951.00	.000	01/20/2023	209,951.00	.000	630
EC2100336	248320	3030	JOHN GRAFFEO	01/20/2021	266,000.00	.000	01/20/2023	266,000.00	.000	630
EC2100294	248321	3030	KATHERINE ZIEVERIN	01/20/2021	350,000.00	.000	01/20/2023	350,000.00	.000	630
EC2100278	248322	3030	MICHAEL KORTE	01/20/2021	50,000.00	.000	01/20/2023	50,000.00	.000	630
EC2100328	248323	3030	ANDREW BARTON	01/20/2021	50,000.00	.000	01/20/2023	50,000.00	.000	630
EC2100310	248324	3030	JAMES HARMON	01/20/2021	75,000.00	.000	01/20/2023	75,000.00	.000	630
90331HNL3	243294	1030	USB 2.85 01-23-23 BKNT	11/07/2019	2,146,851.25	2.850	01/23/2023	2,095,000.00	2.049	633
3133ELJN5	244142	1010	FFCB 1.64 01-24-23	01/24/2020	3,249,675.00	1.640	01/24/2023	3,250,000.00	1.643	634
3133ELJN5	244143	1010	FFCB 1.64 01-24-23	01/24/2020	4,999,250.00	1.640	01/24/2023	5,000,000.00	1.645	634
9128283U2	235035	1020	T 2 3-8 01-31-23	01/31/2018	4,978,125.00	2.375	01/31/2023	5,000,000.00	2.469	641
9128283U2	235899	1020	T 2 3-8 01-31-23	04/17/2018	14,789,062.50	2.375	01/31/2023	15,000,000.00	2.689	641
19416QEA4	235011	1030	CL 1.95 02-01-23 MTN	02/01/2018	9,647,400.00	1.950	02/01/2023	10,000,000.00	2.709	642
46513YCC0	235139	1010	ISRAEL BOND	02/15/2018	10,000,000.00	3.640	02/01/2023	10,000,000.00	3.640	642
46513YGQ5	235141	1010	ISRAEL BOND FLOATING RATE	02/15/2018	5,000,000.00	1.563	02/01/2023	5,000,000.00	1.563	642
31358CZ90	143510	2000	FNMA STRIP	08/10/2000	471,386.65	.000	02/07/2023	2,135,000.00	6.830	648
313490CK8	49399	2000	FED JUDICIARY	03/30/1998	716,040.00	.000	02/15/2023	3,400,000.00	6.362	656
912833LL2	180370	2000	US TREASURY STRIP	04/03/2007	22,905.50	.000	02/15/2023	50,000.00	4.980	656
912833LL2	180522	2000	US TREASURY STRIP	04/12/2007	45,059.00	.000	02/15/2023	100,000.00	5.095	656
912833LL2	180738	2000	US TREASURY STRIP	04/30/2007	46,014.00	.000	02/15/2023	100,000.00	4.975	656
912833LL2	184840	2000	US TREASURY STRIP	02/28/2008	4,939.02	.000	02/15/2023	10,000.00	4.770	656
912833LL2	185230	2000	US TREASURY STRIP	03/27/2008	5,210.00	.000	02/15/2023	10,000.00	4.428	656
912833LL2	185273	2000	US TREASURY STRIP	03/28/2008	25,818.50	.000	02/15/2023	50,000.00	4.490	656
912833LL2	185599	2000	US TREASURY STRIP	04/16/2008	26,218.00	.000	02/15/2023	50,000.00	4.400	656
912833LL2	185618	2000	US TREASURY STRIP	04/16/2008	5,260.00	.000	02/15/2023	10,000.00	4.379	656



Run Date: 5/5/2021 10:19:51 AM

Investments Outstanding As Of Date: 4/30/2021

INVENTORY BY MATURITY REPORT

CUSIP	Investment #	Fund	Issuer	Purchase Date	Current Book	Current Rate	Maturity Date	Current Par	YTM	Days to Maturity
912833LL2	185885	2000	US TREASURY STRIP	04/28/2008	12,570.50	.000	02/15/2023	25,000.00	4.700	656
912833LL2	190599	2000	US TREASURY STRIP	02/27/2009	28,794.50	.000	02/15/2023	50,000.00	3.990	656
912833LL2	190830	2000	US TREASURY STRIP	03/20/2009	28,901.50	.000	02/15/2023	50,000.00	3.980	656
912833LL2	190956	2000	US TREASURY STRIP	03/30/2009	59,081.00	.000	02/15/2023	100,000.00	3.827	656
912833LL2	191122	2000	US TREASURY STRIP	04/13/2009	3,000.00	.000	02/15/2023	5,000.00	3.725	656
912803BB8	191213	2000	US TREASURY STRIP (P)	04/16/2009	29,076.50	.000	02/15/2023	50,000.00	3.957	656
912803BB8	191860	2000	US TREASURY STRIP (P)	04/24/2009	29,230.00	.000	02/15/2023	50,000.00	3.925	656
912833LL2	194858	2000	US TREASURY STRIP	02/08/2010	56,026.00	.000	02/15/2023	100,000.00	4.500	656
912833LL2	195183	2000	US TREASURY STRIP	03/03/2010	28,166.50	.000	02/15/2023	50,000.00	4.479	656
912833LL2	195390	2000	US TREASURY STRIP	03/12/2010	56,065.00	.000	02/15/2023	100,000.00	4.525	656
912833LL2	195859	2000	US TREASURY STRIP	04/08/2010	27,596.50	.000	02/15/2023	50,000.00	4.677	656
912833LL2	196884	2000	US TREASURY STRIP	04/30/2010	28,595.50	.000	02/15/2023	50,000.00	4.415	656
912833LL2	203858	2000	US TREASURY STRIP	02/28/2011	30,677.50	.000	02/15/2023	50,000.00	4.125	656
912833LL2	204505	2000	US TREASURY STRIP	04/12/2011	60,977.00	.000	02/15/2023	100,000.00	4.220	656
912833LL2	205418	2000	US TREASURY STRIP	05/05/2011	63,064.00	.000	02/15/2023	100,000.00	3.952	656
912833LL2	208701	2000	US TREASURY STRIP	02/16/2012	38,882.00	.000	02/15/2023	50,000.00	2.300	656
912833LL2	208872	2000	US TREASURY STRIP	03/05/2012	78,016.00	.000	02/15/2023	100,000.00	2.281	656
912833LL2	209011	2000	US TREASURY STRIP	03/19/2012	37,599.00	.000	02/15/2023	50,000.00	2.630	656
912833LL2	209136	2000	US TREASURY STRIP	04/05/2012	38,044.00	.000	02/15/2023	50,000.00	2.532	656
912833LL2	209928	2000	US TREASURY STRIP	04/30/2012	39,096.50	.000	02/15/2023	50,000.00	2.292	656
912833LL2	213288	2000	US TREASURY STRIP	03/25/2013	40,822.50	.000	02/15/2023	50,000.00	2.060	656
912833LL2	213360	2000	US TREASURY STRIP	03/28/2013	81,786.00	.000	02/15/2023	100,000.00	2.044	656
912833LL2	213437	2000	US TREASURY STRIP	04/04/2013	41,317.50	.000	02/15/2023	50,000.00	1.942	656
912833LL2	213504	2000	US TREASURY STRIP	04/12/2013	83,508.00	.000	02/15/2023	100,000.00	1.839	656
912833LL2	214255	2000	US TREASURY STRIP	05/02/2013	84,236.00	.000	02/15/2023	100,000.00	1.760	656
912833LL2	216910	2000	US TREASURY STRIP	03/21/2014	197,055.00	.000	02/15/2023	250,000.00	2.690	656
912833LL2	220875	2000	US TREASURY STRIP	02/13/2015	34,244.80	.000	02/15/2023	40,000.00	1.950	656
912833LL2	222349	2000	US TREASURY STRIP	04/30/2015	34,650.80	.000	02/15/2023	40,000.00	1.850	656
912833LL2	225732	2000	USTREASURYSTRIP	03/17/2016	35,260.80	.000	02/15/2023	40,000.00	1.832	656
912833LL2	225759	2000	USTREASURYSTRIP	03/17/2016	16,089.93	.000	02/15/2023	18,250.00	1.830	656
912833LL2	229651	2000	S 0 02-15-23	02/24/2017	45,627.40	.000	02/15/2023	52,000.00	2.200	656
912833LL2	230017	2000	S 0 02-15-23	03/24/2017	350,920.00	.000	02/15/2023	400,000.00	2.232	656
912833LL2	230131	2000	S 0 02-15-23	03/30/2017	220,037.50	.000	02/15/2023	250,000.00	2.183	656



Run Date: 5/5/2021 10:19:51 AM

Investments Outstanding As Of Date: 4/30/2021

INVENTORY BY MATURITY REPORT

CUSIP	Investment #	Fund	Issuer	Purchase Date	Current Book	Current Rate	Maturity Date	Current Par	YTM	Days to Maturity
912833LL2	230237	2000	S 0 02-15-23	04/06/2017	44,186.00	.000	02/15/2023	50,000.00	2.120	656
912833LL2	230353	2000	S 0 02-15-23	04/17/2017	35,463.20	.000	02/15/2023	40,000.00	2.075	656
912833LL2	230988	2000	S 0 02-15-23	04/28/2017	221,975.00	.000	02/15/2023	250,000.00	2.060	656
912833LL2	235197	2000	S 0 02-15-23	02/15/2018	35,170.80	.000	02/15/2023	40,000.00	2.590	656
912833LL2	235366	2000	S 0 02-15-23	03/01/2018	35,136.80	.000	02/15/2023	40,000.00	2.630	656
912833LL2	235391	2000	S 0 02-15-23	03/01/2018	35,097.20	.000	02/15/2023	40,000.00	2.653	656
912833LL2	235451	2000	S 0 02-15-23	03/05/2018	175,084.00	.000	02/15/2023	200,000.00	2.706	656
912833LL2	235524	2000	S 0 02-15-23	03/08/2018	35,117.60	.000	02/15/2023	40,000.00	2.652	656
912833LL2	236306	2000	S 0 02-15-23	04/26/2018	34,912.80	.000	02/15/2023	40,000.00	2.850	656
912833LL2	244733	2000	S 0 02-15-23	03/19/2020	39,488.80	.000	02/15/2023	40,000.00	.443	656
912833LL2	244836	2000	S 0 02-15-23	04/02/2020	24,821.25	.000	02/15/2023	25,000.00	.250	656
912833LL2	249109	2000	S 0 02-15-23	03/12/2021	39,911.20	.000	02/15/2023	40,000.00	.115	656
912833LL2	249137	2000	S 0 02-15-23	03/12/2021	79,822.40	.000	02/15/2023	80,000.00	.115	656
GN2100272	248786	3050	Hatchers Greenhouse Inc	02/19/2021	297,117.47	.000	02/17/2023	297,117.47	.000	658
GN2100280	248787	3050	Macra Trucking Inc	02/19/2021	83,000.00	.000	02/17/2023	83,000.00	.000	658
GN2100298	248849	3050	EDDIES LAWN AND LANDSCAP	02/23/2021	20,349.81	.000	02/23/2023	20,349.81	.000	664
GN2100306	248928	3050	Dover Tank and Plate Co	02/25/2021	304,632.64	.000	02/24/2023	304,632.64	.000	665
30231GAR3	238864	1030	XOM 2.726 03-01-23	11/09/2018	2,915,490.00	2.726	03/01/2023	3,000,000.00	3.434	670
30231GAR3	240220	1030	XOM 2.726 03-01-23	04/04/2019	5,032,750.00	2.726	03/01/2023	5,000,000.00	2.549	670
713448CG1	241319	1030	PEP 2 3-4 03-01-23	05/14/2019	5,032,600.00	2.750	03/01/2023	5,000,000.00	2.568	670
478160BTO	242743	1030	JNJ 2.05 03-01-23	09/17/2019	5,014,773.70	2.050	03/01/2023	5,000,000.00	1.961	670
30231GAR3	244350	1030	XOM 2.726 03-01-23	02/13/2020	5,154,750.00	2.726	03/01/2023	5,000,000.00	1.681	670
30231GAR3	244657	1030	XOM 2.726 03-01-23	03/11/2020	10,288,600.00	2.726	03/01/2023	10,000,000.00	1.726	670
478160BTO	244685	1030	JNJ 2.05 03-01-23	03/13/2020	8,704,000.00	2.050	03/01/2023	8,500,000.00	1.224	670
084670BR8	235499	1030	BRK 2 3-4 03-15-23	03/15/2018	4,940,550.00	2.750	03/15/2023	5,000,000.00	3.008	684
084670BR8	235908	1030	BRK 2 3-4 03-15-23	04/19/2018	4,904,850.00	2.750	03/15/2023	5,000,000.00	3.172	684
084670BR8	241018	1030	BRK 2 3-4 03-15-23	04/29/2019	5,016,850.00	2.750	03/15/2023	5,000,000.00	2.658	684
084670BR8	242547	1030	BRK 2 3-4 03-15-23	09/03/2019	2,581,250.00	2.750	03/15/2023	2,500,000.00	1.796	684
88579YAX9	242555	1030	MMM 2 1-4 03-15-23 MTN	09/04/2019	5,072,500.00	2.250	03/15/2023	5,000,000.00	1.824	684
084670BR8	245531	1030	BRK 2.75 3-15-2023	04/23/2020	10,588,100.00	2.750	03/15/2023	10,000,000.00	.694	684
9128284D9	235878	1020	T 2 1-2 03-31-23	04/13/2018	9,931,250.00	2.500	03/31/2023	10,000,000.00	2.649	700
9128284D9	235907	1020	T 2 1-2 03-31-23	04/18/2018	9,911,718.75	2.500	03/31/2023	10,000,000.00	2.691	700
9128284D9	236242	1020	T 2 1-2 03-31-23	04/20/2018	9,884,375.00	2.500	03/31/2023	10,000,000.00	2.751	700



Run Date: 5/5/2021 10:19:51 AM

Investments Outstanding As Of Date: 4/30/2021

INVENTORY BY MATURITY REPORT

CUSIP	Investment #	Fund	Issuer	Purchase Date	Current Book	Current Rate	Maturity Date	Current Par	YTM	Days to Maturity
9128284D9	236444	1020	T 2 1-2 03-31-23	04/25/2018	4,922,265.63	2.500	03/31/2023	5,000,000.00	2.840	700
912828Q29	242288	1020	T 1 1-2 03-31-23	08/09/2019	14,956,640.63	1.500	03/31/2023	15,000,000.00	1.582	700
46647PBB1	240118	1030	JPM 3.207 04-01-23	03/25/2019	5,015,400.00	3.207	04/01/2023	5,000,000.00	3.125	701
677522U51	244120	1010	OPFC Veterans Compensation	02/05/2020	4,665,000.00	1.747	04/01/2023	4,665,000.00	1.747	701
46513JCG4	244952	1010	ISRAEL BOND 4-1-23 1.54	04/15/2020	20,000,000.00	1.540	04/01/2023	20,000,000.00	1.540	701
24422EVE6	244646	1030	DE 1.2 04-06-23 MTN	03/10/2020	5,024,250.00	1.200	04/06/2023	5,000,000.00	1.039	706
RE2100197	249504	3040	VANOVER TRUCKING LLC	04/13/2021	172,250.00	.001	04/13/2023	172,250.00	.001	713
RE2100205	249527	3040	Vanover Trucking LLC	04/15/2021	36,000.00	.000	04/14/2023	36,000.00	.000	714
3137EAEQ8	245481	1010	FHLMC 0 3-8 04-20-23	04/21/2020	14,975,400.00	.375	04/20/2023	15,000,000.00	.430	720
GN2100389	250065	3050	Liam Patrick Properties	04/23/2021	400,000.00	.000	04/21/2023	400,000.00	.000	721
9128284L1	237508	1020	T 2 3-4 04-30-23	07/18/2018	9,999,609.38	2.750	04/30/2023	10,000,000.00	2.750	730
19416QECC0	236538	1030	CL 2.1 05-01-23 MTN	05/02/2018	6,664,490.00	2.100	05/01/2023	7,000,000.00	3.144	731
19416QECC0	240063	1030	CL 2.1 05-01-23 MTN	03/15/2019	4,888,250.00	2.100	05/01/2023	5,000,000.00	2.675	731
594918AT1	245532	1030	MSFT 2.375 5-1-2023	04/23/2020	10,502,573.90	2.375	05/01/2023	10,000,000.00	.692	731
037833AK6	244639	1030	AAPL 2.4 05-03-23	03/10/2020	1,563,930.00	2.400	05/03/2023	1,500,000.00	1.020	733
3134GVULO	245837	1010	FHLMC 0.45 05-12-23	05/14/2020	20,000,000.00	.450	05/12/2023	20,000,000.00	.450	742
912833LN8	181169	2000	US TREASURY STRIP	05/31/2007	22,092.00	.000	05/15/2023	50,000.00	5.185	745
912833LN8	181417	2000	US TREASURY STRIP	06/26/2007	21,380.50	.000	05/15/2023	50,000.00	5.420	745
912833LN8	181558	2000	US TREASURY STRIP	07/06/2007	21,843.00	.000	05/15/2023	50,000.00	5.291	745
912833LN8	181864	2000	US TREASURY STRIP	07/30/2007	44,452.00	.000	05/15/2023	100,000.00	5.200	745
912833LN8	186336	2010	US TREASURY STRIP	05/22/2008	3,749,099.68	.000	05/15/2023	7,538,000.00	4.717	745
912833LN8	186422	2000	US TREASURY STRIP	05/27/2008	25,055.00	.000	05/15/2023	50,000.00	4.670	745
912833LN8	186667	2000	US TREASURY STRIP	06/09/2008	13,580.25	.000	05/15/2023	25,000.00	4.129	745
912833LN8	187230	2000	US TREASURY STRIP	07/11/2008	5,062.10	.000	05/15/2023	10,000.00	4.639	745
912833LN8	192218	2000	US TREASURY STRIP	05/13/2009	81,210.00	.000	05/15/2023	150,000.00	4.429	745
912833LN8	193237	2000	US TREASURY STRIP	08/18/2009	26,764.00	.000	05/15/2023	50,000.00	4.600	745
912833LN8	197102	2000	US TREASURY STRIP	05/11/2010	177,569.35	.000	05/15/2023	306,000.00	4.227	745
912833LN8	197197	2000	US TREASURY STRIP	05/14/2010	14,466.00	.000	05/15/2023	25,000.00	4.252	745
912833LN8	198377	2000	US TREASURY STRIP	06/30/2010	30,733.00	.000	05/15/2023	50,000.00	3.816	745
912833LN8	198704	2000	US TREASURY STRIP	07/13/2010	61,200.00	.000	05/15/2023	100,000.00	3.861	745
912833LN8	205477	2000	US TREASURY STRIP	05/09/2011	62,720.00	.000	05/15/2023	100,000.00	3.920	745
912833LN8	206122	2000	US TREASURY STRIP	06/13/2011	64,973.00	.000	05/15/2023	100,000.00	3.650	745
912833LN8	206332	2000	US TREASURY STRIP	06/23/2011	32,480.50	.000	05/15/2023	50,000.00	3.660	745



Run Date: 5/5/2021 10:19:51 AM

Investments Outstanding As Of Date: 4/30/2021

INVENTORY BY MATURITY REPORT

CUSIP	Investment #	Fund	Issuer	Purchase Date	Current Book	Current Rate	Maturity Date	Current Par	YTM	Days to Maturity
912833LN8	206374	2000	US TREASURY STRIP	06/27/2011	32,419.50	.000	05/15/2023	50,000.00	3.679	745
912833LN8	210181	2000	US TREASURY STRIP	05/16/2012	39,408.00	.000	05/15/2023	50,000.00	2.176	745
912833LN8	210396	2000	US TREASURY STRIP	06/06/2012	41,171.50	.000	05/15/2023	50,000.00	1.784	745
912833LN8	210602	2000	US TREASURY STRIP	06/25/2012	40,402.50	.000	05/15/2023	50,000.00	1.967	745
912833LN8	214706	2000	US TREASURY STRIP	06/17/2013	39,743.50	.000	05/15/2023	50,000.00	2.330	745
912833LN8	218185	2000	US TREASURY STRIP	06/26/2014	39,605.50	.000	05/15/2023	50,000.00	2.640	745
912833LN8	218211	2000	US TREASURY STRIP	06/27/2014	39,528.50	.000	05/15/2023	50,000.00	2.663	745
912833LN8	218581	2000	US TREASURY STRIP	07/31/2014	40,155.00	.000	05/15/2023	50,000.00	2.510	745
912833LN8	222626	2000	US TREASURY STRIP	05/21/2015	210,577.50	.000	05/15/2023	250,000.00	2.161	745
912833LN8	226888	2000	US TREASURY STRI ZERO-% 5	05/26/2016	106,412.40	.000	05/15/2023	120,000.00	1.732	745
912833LN8	227315	2000	US TREASURY STRI ZERO-% 5	07/15/2016	45,576.50	.000	05/15/2023	50,000.00	1.360	745
912833LN8	227499	2000	US TREASURY STRI ZERO-% 5	07/29/2016	36,246.80	.000	05/15/2023	40,000.00	1.455	745
912833LN8	227670	2000	US TREASURY STRI ZERO-% 5	08/12/2016	90,637.00	.000	05/15/2023	100,000.00	1.460	745
912833LN8	231305	2000	S 0 05-15-23	05/11/2017	35,162.40	.000	05/15/2023	40,000.00	2.156	745
912833LN8	231589	2000	S 0 05-15-23	06/02/2017	35,522.00	.000	05/15/2023	40,000.00	2.005	745
912833LN8	237032	2000	S 0 05-15-23	06/14/2018	34,819.60	.000	05/15/2023	40,000.00	2.840	745
912833LN8	237317	2000	S 0 05-15-23	07/06/2018	34,985.20	.000	05/15/2023	40,000.00	2.776	745
912833LN8	237406	2000	S 0 05-15-23	07/12/2018	35,001.60	.000	05/15/2023	40,000.00	2.776	745
912828VB3	239254	1020	T 1 3-4 05-15-23	12/21/2018	9,622,656.25	1.750	05/15/2023	10,000,000.00	2.664	745
912833LN8	241256	2000	S 0 05-15-23	05/09/2019	36,504.00	.000	05/15/2023	40,000.00	2.290	745
912833LN8	241680	2000	S 0 05-15-23	06/21/2019	37,252.80	.000	05/15/2023	40,000.00	1.833	745
912833LN8	241905	2000	S 0 05-15-23	07/11/2019	37,274.00	.000	05/15/2023	40,000.00	1.844	745
912833LN8	242043	2000	S 0 05-15-23	07/22/2019	233,125.00	.000	05/15/2023	250,000.00	1.840	745
912833LN8	242099	2000	S 0 05-15-23	07/26/2019	37,396.40	.000	05/15/2023	40,000.00	1.777	745
912833LN8	245845	2000	S 0 05-15-23	05/18/2020	39,763.20	.000	05/15/2023	40,000.00	.199	745
912833LN8	246025	2000	S 0 05-15-23	06/12/2020	39,724.80	.000	05/15/2023	40,000.00	.236	745
912833LN8	246087	2000	S 0 05-15-23	06/19/2020	39,761.20	.000	05/15/2023	40,000.00	.206	745
912833LN8	246250	2000	S 0 05-15-23	07/16/2020	39,808.00	.000	05/15/2023	40,000.00	.170	745
912833LN8	246261	2000	S 0 05-15-23	07/16/2020	39,808.00	.000	05/15/2023	40,000.00	.170	745
912833LN8	246315	2000	S 0 05-15-23	07/20/2020	39,814.40	.000	05/15/2023	40,000.00	.165	745
166764BK5	238919	1030	CVX 2.566 05-16-23	11/16/2018	2,401,650.00	2.566	05/16/2023	2,500,000.00	3.519	746
9128284S6	238481	1020	T 2 3-4 05-31-23	10/04/2018	9,907,812.50	2.750	05/31/2023	10,000,000.00	2.963	761
3133EET67	244957	1010	FFCB 2.3 06-05-23	04/13/2020	10,558,700.00	2.300	06/05/2023	10,000,000.00	.507	766



Run Date: 5/5/2021 10:19:51 AM

Investments Outstanding As Of Date: 4/30/2021

INVENTORY BY MATURITY REPORT

CUSIP	Investment #	Fund	Issuer	Purchase Date	Current Book	Current Rate	Maturity Date	Current Par	YTM	Days to Maturity
24422EUH0	236968	1030	DE 3.45 06-07-23 GMTN	06/07/2018	2,007,760.00	3.450	06/07/2023	2,000,000.00	3.365	768
3133EKNY8	241480	1010	FFCB 2.3 06-07-23	06/07/2019	10,000,000.00	2.300	06/07/2023	10,000,000.00	2.300	768
166764AH3	237293	1030	CVX 3.191 06-24-23	06/29/2018	5,729,067.52	3.191	06/24/2023	5,753,000.00	3.282	785
166764AH3	244669	1030	CVX 3.191 06-24-23	03/12/2020	10,490,400.00	3.191	06/24/2023	10,000,000.00	1.650	785
931142EK5	238626	1030	WMT 3.4 06-26-23	10/19/2018	4,996,950.00	3.400	06/26/2023	5,000,000.00	3.413	787
931142EK5	238647	1030	WMT 3.4 06-26-23	10/22/2018	4,986,150.00	3.400	06/26/2023	5,000,000.00	3.464	787
931142EK5	240013	1030	WMT 3.4 06-26-23	03/07/2019	7,139,440.00	3.400	06/26/2023	7,000,000.00	2.903	787
9128284U1	237586	1020	T 2 5-8 06-30-23	07/25/2018	9,907,812.50	2.625	06/30/2023	10,000,000.00	2.826	791
912828S35	242290	1020	T 1 3-8 06-30-23	08/09/2019	14,896,875.00	1.375	06/30/2023	15,000,000.00	1.558	791
3134A4NB6	158997	2000	FHLMC STRIP	01/23/2003	1,006,230.00	.000	07/15/2023	3,400,000.00	6.035	806
90331HNV1	237782	1030	USB 3.4 07-24-23 BKNT	08/10/2018	4,999,950.00	3.400	07/24/2023	5,000,000.00	3.400	815
90331HNV1	239090	1030	USB 3.4 07-24-23 BKNT	12/10/2018	4,980,150.00	3.400	07/24/2023	5,000,000.00	3.493	815
912828S92	241975	1020	T 1 1-4 07-31-23	07/15/2019	9,764,062.50	1.250	07/31/2023	10,000,000.00	1.858	822
912828S92	242682	1020	T 1 1-4 07-31-23	09/10/2019	9,907,812.50	1.250	07/31/2023	10,000,000.00	1.495	822
3134GVPF9	245600	1010	FHLMC 0.55 08-04-23	05/04/2020	25,000,000.00	.550	08/04/2023	25,000,000.00	.550	826
31358C2A3	108978	2000	FNMA STRIP	06/28/1999	591,450.00	.000	08/07/2023	3,000,000.00	6.849	829
594918BQ6	240012	1030	MSFT 2 08-08-23	03/07/2019	9,680,800.00	2.000	08/08/2023	10,000,000.00	2.772	830
594918BQ6	241792	1030	MSFT 2 08-08-23	06/28/2019	4,998,600.00	2.000	08/08/2023	5,000,000.00	2.007	830
594918BQ6	244688	1030	MSFT 2 08-08-23	03/13/2020	2,323,210.50	2.000	08/08/2023	2,265,000.00	1.226	830
3135G05R0	246531	1010	FNMA 0.3 08-10-23	08/12/2020	9,991,000.00	.300	08/10/2023	10,000,000.00	.330	832
3135G05R0	246544	1010	FNMA 0.3 08-10-23	08/13/2020	9,980,600.00	.300	08/10/2023	10,000,000.00	.365	832
3135G05R0	246545	1010	FNMA 0.3 08-10-23	08/13/2020	9,985,000.00	.300	08/10/2023	10,000,000.00	.350	832
89236THF5	247727	1030	TOYOTA .50 8-14-23	12/07/2020	3,176,750.92	.500	08/14/2023	3,164,000.00	.349	836
89236THF5	249069	1030	TOYOTA 0 1-2 08-14-23 MTN	03/09/2021	7,021,140.00	.500	08/14/2023	7,000,000.00	.375	836
912833LMO	178335	2000	US TREASURY STRIP	10/04/2006	22,029.00	.000	08/15/2023	50,000.00	4.920	837
912833LMO	178589	2000	US TREASURY STRIP	10/26/2006	59,534.58	.000	08/15/2023	138,000.00	5.066	837
912833LMO	178999	2000	US TREASURY STRIP	11/28/2006	22,591.50	.000	08/15/2023	50,000.00	4.810	837
912833LMO	182223	2000	US TREASURY STRIP	08/28/2007	44,963.00	.000	08/15/2023	100,000.00	5.070	837
912833LMO	182554	2000	US TREASURY STRIP	09/25/2007	44,750.00	.000	08/15/2023	100,000.00	5.125	837
912833LMO	182759	2000	US TREASURY STRIP	10/05/2007	46,008.00	.000	08/15/2023	100,000.00	4.955	837
912833LMO	188070	2000	US TREASURY STRIP	09/15/2008	26,175.00	.000	08/15/2023	50,000.00	4.387	837
912833LMO	188165	2010	US TREASURY STRIP	09/22/2008	311,149.44	.000	08/15/2023	576,000.00	4.177	837
912833LMO	193256	2000	US TREASURY STRIP	08/18/2009	53,283.25	.000	08/15/2023	100,000.00	4.550	837



Run Date: 5/5/2021 10:19:51 AM

Investments Outstanding As Of Date: 4/30/2021

INVENTORY BY MATURITY REPORT

CUSIP	Investment #	Fund	Issuer	Purchase Date	Current Book	Current Rate	Maturity Date	Current Par	YTM	Days to Maturity
912833LMO	199563	2000	US TREASURY STRIP	08/13/2010	31,177.00	.000	08/15/2023	50,000.00	3.665	837
912833LMO	200626	2000	US TREASURY STRIP	09/24/2010	64,220.00	.000	08/15/2023	100,000.00	3.465	837
912833LMO	207493	2000	US TREASURY STRIP	09/23/2011	37,299.00	.000	08/15/2023	50,000.00	2.479	837
912833LMO	207863	2000	US TREASURY STRIP	10/31/2011	72,805.00	.000	08/15/2023	100,000.00	2.710	837
912833LMO	207916	2000	US TREASURY STRIP	11/03/2011	36,347.00	.000	08/15/2023	50,000.00	2.725	837
912833LMO	211242	2000	US TREASURY STRIP	08/17/2012	40,209.00	.000	08/15/2023	50,000.00	1.992	837
912833LMO	211302	2000	US TREASURY STRIP	08/22/2012	79,422.00	.000	08/15/2023	100,000.00	2.109	837
912833LMO	215297	2000	US TREASURY STRIP	08/16/2013	37,531.00	.000	08/15/2023	50,000.00	2.890	837
912833LMO	215620	2000	US TREASURY STRIP	09/26/2013	37,660.50	.000	08/15/2023	50,000.00	2.887	837
912833LMO	215884	2000	US TREASURY STRIP	11/01/2013	77,061.00	.000	08/15/2023	100,000.00	2.680	837
912833LMO	218839	2000	US TREASURY STRIP	08/28/2014	321,552.00	.000	08/15/2023	400,000.00	2.450	837
912833LMO	219031	2000	US TREASURY STRIP	09/18/2014	79,200.00	.000	08/15/2023	100,000.00	2.635	837
912833LMO	219292	2000	US TREASURY STRIP	10/17/2014	32,772.80	.000	08/15/2023	40,000.00	2.270	837
912833LMO	224331	2000	USTREASURYSTRIP	10/08/2015	85,898.00	.000	08/15/2023	100,000.00	1.945	837
912833LMO	224485	2000	USTREASURYSTRIP	10/22/2015	85,928.00	.000	08/15/2023	100,000.00	1.950	837
912833LMO	224554	2000	USTREASURYSTRIP	10/29/2015	34,293.60	.000	08/15/2023	40,000.00	1.984	837
912833LMO	228091	2000	US TREASURY STRI ZERO-% 8	09/23/2016	44,982.00	.000	08/15/2023	50,000.00	1.540	837
912833LMO	228287	2000	US TREASURY STRI ZERO-% 8	10/14/2016	223,737.50	.000	08/15/2023	250,000.00	1.630	837
912833LMO	234130	2000	S 0 08-15-23	10/26/2017	35,270.00	.000	08/15/2023	40,000.00	2.180	837
912833LMO	234154	2000	S 0 08-15-23	10/26/2017	44,087.50	.000	08/15/2023	50,000.00	2.180	837
912833LMO	234189	2000	S 0 08-15-23	10/27/2017	22,019.75	.000	08/15/2023	25,000.00	2.200	837
912833LMO	237892	2000	S 0 08-15-23	08/23/2018	104,796.00	.000	08/15/2023	120,000.00	2.740	837
912833LMO	237919	2000	S 0 08-15-23	08/23/2018	34,949.20	.000	08/15/2023	40,000.00	2.730	837
912833LMO	237932	2000	S 0 08-15-23	08/23/2018	218,420.00	.000	08/15/2023	250,000.00	2.731	837
742718EB1	238084	1030	PG 3.1 08-15-23	08/31/2018	3,778,926.00	3.100	08/15/2023	3,775,000.00	3.077	837
912833LMO	238209	2000	S 0 08-15-23	09/13/2018	34,833.60	.000	08/15/2023	40,000.00	2.830	837
912833LMO	238690	2000	S 0 08-15-23	10/25/2018	345,784.00	.000	08/15/2023	400,000.00	3.053	837
912833LMO	242340	2000	S 0 08-15-23	08/19/2019	23,553.25	.000	08/15/2023	25,000.00	1.500	837
912833LMO	242569	2000	S 0 08-15-23	09/06/2019	94,802.00	.000	08/15/2023	100,000.00	1.359	837
912833LMO	242662	2000	S 0 08-15-23	09/12/2019	75,412.00	.000	08/15/2023	80,000.00	1.511	837
912833LMO	242799	2000	S 0 08-15-23	09/23/2019	234,450.00	.000	08/15/2023	250,000.00	1.656	837
912833LMO	246477	2000	S 0 08-15-23	08/10/2020	39,822.00	.000	08/15/2023	40,000.00	.148	837
912833LMO	246782	2000	US Treasury Strip 08,15,2023	09/18/2020	79,663.55	.000	08/15/2023	80,000.00	.145	837





Run Date: 5/5/2021 10:19:51 AM

Investments Outstanding As Of Date: 4/30/2021

INVENTORY BY MATURITY REPORT

CUSIP	Investment #	Fund	Issuer	Purchase Date	Current Book	Current Rate	Maturity Date	Current Par	YTM	Days to Maturity
912833LM0	247002	2000	S 0 08-15-23	10/13/2020	39,796.00	.000	08/15/2023	40,000.00	.180	837
912833LM0	247129	2000	S 0 08-15-23	10/22/2020	39,802.39	.000	08/15/2023	40,000.00	.176	837
3134GVVG0	245872	1010	FHLMC 0.45 08-18-23	05/18/2020	10,000,000.00	.450	08/18/2023	10,000,000.00	.450	840
9128284X5	238202	1020	T 2 3-4 08-31-23	09/11/2018	9,968,750.00	2.750	08/31/2023	10,000,000.00	2.818	853
9128284X5	238335	1020	T 2 3-4 08-31-23	09/21/2018	9,901,562.50	2.750	08/31/2023	10,000,000.00	2.965	853
3130AJK24	245629	1010	FHLB 0.48 09-01-23	05/06/2020	20,029,600.00	.480	09/01/2023	20,000,000.00	.435	854
46513JCS8	246753	1010	ELEVENTH JUBILEE 3 YR ISRA	09/15/2020	2,500,000.00	1.180	09/01/2023	2,500,000.00	1.180	854
46513JQR5	246754	1010	8TH INVST BOND 3 YR	09/15/2020	7,500,000.00	1.330	09/01/2023	7,500,000.00	1.330	854
3134GWP42	246725	1010	FHLMC 0.32 09-14-23	09/14/2020	10,000,000.00	.320	09/14/2023	10,000,000.00	.320	867
3134GWJ80	246674	1010	FHLMC 0.32 09-15-23	09/15/2020	15,000,000.00	.320	09/15/2023	15,000,000.00	.320	868
3134GWXN1	246959	1010	FHLMC 0.31 09-29-23	10/05/2020	15,003,000.00	.310	09/29/2023	15,000,000.00	.303	882
9128285D8	238449	1020	T 2 7-8 09-30-23	10/02/2018	9,965,625.00	2.875	09/30/2023	10,000,000.00	2.950	883
9128285D8	238486	1020	T 2 7-8 09-30-23	10/04/2018	9,942,187.50	2.875	09/30/2023	10,000,000.00	3.001	883
9128285D8	238511	1020	T 2 7-8 09-30-23	10/09/2018	9,910,156.25	2.875	09/30/2023	10,000,000.00	3.071	883
912828T26	242485	1020	T 1 3-8 09-30-23	08/23/2019	9,945,312.50	1.375	09/30/2023	10,000,000.00	1.513	883
3133EJD48	238865	1010	FFCB 3.05 10-02-23	11/08/2018	4,978,450.00	3.050	10/02/2023	5,000,000.00	3.145	885
713448FB9	246976	1030	PEPSICO INC 0.40 10-07-23	10/07/2020	4,997,150.00	.400	10/07/2023	5,000,000.00	.419	890
3137EAAY1	247077	1010	FHLMC 0 1-8 10-16-23	10/16/2020	12,951,510.00	.125	10/16/2023	13,000,000.00	.250	899
89236TDK8	241543	1030	TOYOTA 2 1-4 10-18-23 MTN	06/06/2019	2,725,211.84	2.250	10/18/2023	2,741,000.00	2.389	901
89236TDK8	242704	1030	TOYOTA 2 1-4 10-18-23 MTN	09/12/2019	3,536,120.00	2.250	10/18/2023	3,500,000.00	1.986	901
89236TDK8	242728	1030	TOYOTA 2 1-4 10-18-23 MTN	09/16/2019	5,037,050.00	2.250	10/18/2023	5,000,000.00	2.060	901
912828T91	241544	1020	T 1 5-8 10-31-23	06/05/2019	9,891,406.25	1.625	10/31/2023	10,000,000.00	1.883	914
912828T91	241545	1020	T 1 5-8 10-31-23	06/05/2019	9,889,062.50	1.625	10/31/2023	10,000,000.00	1.889	914
912828T91	243094	1020	T 1 5-8 10-31-23	10/11/2019	10,054,687.50	1.625	10/31/2023	10,000,000.00	1.485	914
912828T91	243145	1020	T 1 5-8 10-31-23	10/22/2019	20,029,687.50	1.625	10/31/2023	20,000,000.00	1.587	914
88059EHL1	128969	2000	TVA STRIP	02/07/2000	470,668.03	.000	11/01/2023	2,401,000.00	6.986	915
912833LP3	179297	2000	US TREASURY STRIP	12/18/2006	111,512.50	.000	11/15/2023	250,000.00	4.832	929
912833LP3	179703	2000	US TREASURY STRIP	01/31/2007	64,126.50	.000	11/15/2023	150,000.00	5.127	929
912833LP3	183733	2000	US TREASURY STRIP	12/05/2007	24,400.00	.000	11/15/2023	50,000.00	4.550	929
912833LP3	183940	2000	US TREASURY STRIP	12/19/2007	46,516.00	.000	11/15/2023	100,000.00	4.870	929
912833LP3	184230	2000	US TREASURY STRIP	01/10/2008	73,650.00	.000	11/15/2023	150,000.00	4.540	929
912833LP3	189217	2000	US TREASURY STRIP	11/21/2008	50,589.00	.000	11/15/2023	100,000.00	4.600	929
912833LP3	189263	2000	US TREASURY STRIP	11/21/2008	2,675.00	.000	11/15/2023	5,000.00	4.218	929



Run Date: 5/5/2021 10:19:51 AM

Investments Outstanding As Of Date: 4/30/2021

INVENTORY BY MATURITY REPORT

CUSIP	Investment #	Fund	Issuer	Purchase Date	Current Book	Current Rate	Maturity Date	Current Par	YTM	Days to Maturity
912833LP3	189962	2000	US TREASURY STRIP	01/12/2009	143,260.00	.000	11/15/2023	250,000.00	3.787	929
912833LP3	190250	2000	US TREASURY STRIP	02/04/2009	54,070.00	.000	11/15/2023	100,000.00	4.205	929
912833LP3	194196	2000	US TREASURY STRIP	11/24/2009	55,012.00	.000	11/15/2023	100,000.00	4.322	929
912833LP3	194729	2000	US TREASURY STRIP	01/28/2010	27,171.50	.000	11/15/2023	50,000.00	4.470	929
912833LP3	201935	2000	US TREASURY STRIP	11/17/2010	31,369.50	.000	11/15/2023	50,000.00	3.620	929
912833LP3	202150	2000	US TREASURY STRIP	11/24/2010	30,891.00	.000	11/15/2023	50,000.00	3.746	929
912833LP3	203390	2000	US TREASURY STRIP	01/31/2011	58,735.00	.000	11/15/2023	100,000.00	4.205	929
912833LP3	212192	2000	US TREASURY STRIP	11/30/2012	121,449.00	.000	11/15/2023	150,000.00	1.936	929
912833LP3	212322	2000	US TREASURY STRIP	12/13/2012	284,469.50	.000	11/15/2023	350,000.00	1.907	929
912833LP3	212651	2000	US TREASURY STRIP	01/17/2013	39,734.50	.000	11/15/2023	50,000.00	2.134	929
912833LP3	216071	2000	US TREASURY STRIP	11/21/2013	37,675.50	.000	11/15/2023	50,000.00	2.855	929
912833LP3	216416	2000	US TREASURY STRIP	01/09/2014	73,693.00	.000	11/15/2023	100,000.00	3.124	929
912833LP3	219693	2000	US TREASURY STRIP	11/20/2014	201,742.50	.000	11/15/2023	250,000.00	2.401	929
912833LP3	220246	2000	US TREASURY STRIP	01/09/2015	42,038.00	.000	11/15/2023	50,000.00	1.970	929
912833LP3	220348	2000	US TREASURY STRIP	01/20/2015	84,363.00	.000	11/15/2023	100,000.00	1.938	929
912833LP3	220434	2000	US TREASURY STRIP	01/26/2015	85,261.00	.000	11/15/2023	100,000.00	1.820	929
912833LP3	220455	2000	US TREASURY STRIP	01/26/2015	42,547.00	.000	11/15/2023	50,000.00	1.842	929
912833LP3	220474	2000	US TREASURY STRIP	01/26/2015	34,044.80	.000	11/15/2023	40,000.00	1.840	929
912833LP3	220503	2000	US TREASURY STRIP	01/27/2015	212,790.00	.000	11/15/2023	250,000.00	1.840	929
912833LP3	220607	2000	US TREASURY STRIP	01/29/2015	211,767.50	.000	11/15/2023	250,000.00	1.897	929
912833LP3	225021	2000	USTREASURYSTRIP	12/24/2015	210,512.50	.000	11/15/2023	250,000.00	2.190	929
912833LP3	225343	2000	USTREASURYSTRIP	02/04/2016	86,241.00	.000	11/15/2023	100,000.00	1.912	929
912833LP3	228572	2000	US TREASURY STRI ZERO-% 1	11/14/2016	16,002.36	.000	11/15/2023	18,000.00	1.687	929
912833LP3	229111	2000	S 0 11-15-23	01/12/2017	17,150.40	.000	11/15/2023	20,000.00	2.260	929
912833LP3	229115	2000	S 0 11-15-23	01/12/2017	17,150.40	.000	11/15/2023	20,000.00	2.260	929
912833LP3	229260	2000	S 0 11-15-23	01/26/2017	214,132.50	.000	11/15/2023	250,000.00	2.290	929
912833LP3	229398	2000	S 0 11-15-23	02/02/2017	34,184.80	.000	11/15/2023	40,000.00	2.330	929
912833LP3	234358	2000	S 0 11-15-23	11/16/2017	87,495.00	.000	11/15/2023	100,000.00	2.240	929
912833LP3	234931	2000	S 0 11-15-23	01/25/2018	34,509.60	.000	11/15/2023	40,000.00	2.560	929
912833LP3	235057	2000	S 0 11-15-23	02/02/2018	34,430.80	.000	11/15/2023	40,000.00	2.610	929
021441AF7	242019	1030	INTC 4.1 11-15-23	07/18/2019	2,148,120.00	4.100	11/15/2023	2,000,000.00	2.291	929
021441AF7	242464	1030	INTC 4.1 11-15-23	08/23/2019	2,201,335.40	4.100	11/15/2023	2,020,000.00	1.881	929
912833LP3	243384	2000	S 0 11-15-23	11/15/2019	37,292.00	.000	11/15/2023	40,000.00	1.760	929



Run Date: 5/5/2021 10:19:51 AM

Investments Outstanding As Of Date: 4/30/2021

INVENTORY BY MATURITY REPORT

CUSIP	Investment #	Fund	Issuer	Purchase Date	Current Book	Current Rate	Maturity Date	Current Par	YTM	Days to Maturity
912833LP3	243625	2000	S 0 11-15-23	12/09/2019	37,569.20	.000	11/15/2023	40,000.00	1.600	929
912833LP3	243720	2000	S 0 11-15-23	12/16/2019	37,435.20	.000	11/15/2023	40,000.00	1.700	929
912833LP3	247327	2000	S 0 11-15-23	11/06/2020	39,752.80	.000	11/15/2023	40,000.00	.205	929
912833LP3	247467	2000	S 0 11-15-23	11/19/2020	79,463.20	.000	11/15/2023	80,000.00	.225	929
912833LP3	247632	2000	S 0 11-15-23	12/03/2020	39,782.00	.000	11/15/2023	40,000.00	.185	929
912833LP3	247784	2000	S 0 11-15-23	12/14/2020	39,802.60	.000	11/15/2023	40,000.00	.170	929
912833LP3	247844	2000	S 0 11-15-23	12/17/2020	39,843.20	.000	11/15/2023	40,000.00	.135	929
3134GVYH5	245913	1010	FHLMC 0 1-2 11-28-23	05/28/2020	20,000,000.00	.500	11/28/2023	20,000,000.00	.500	942
912828U57	240365	1020	T 2 1-8 11-30-23	04/17/2019	19,760,156.25	2.125	11/30/2023	20,000,000.00	2.400	944
3133EMHL9	247681	1010	FFCB 0.31 11-30-23	12/02/2020	14,992,500.00	.310	11/30/2023	15,000,000.00	.327	944
3134GVVB1	245873	1010	FHLMC 0 1-2 12-01-23	06/01/2020	8,000,000.00	.500	12/01/2023	8,000,000.00	.500	945
594918AW4	240344	1030	MSFT 3 5-8 12-15-23	04/17/2019	10,397,700.00	3.625	12/15/2023	10,000,000.00	2.710	959
594918AW4	242018	1030	MSFT 3 5-8 12-15-23	07/18/2019	5,305,000.00	3.625	12/15/2023	5,000,000.00	2.166	959
3134GTUU5	241603	1010	FHLMC 2.09 12-18-23	06/18/2019	15,000,000.00	2.090	12/18/2023	15,000,000.00	2.090	962
3133EJ3Q0	239248	1010	FFCB 2 7-8 12-21-23	12/21/2018	10,023,610.00	2.875	12/21/2023	10,000,000.00	2.824	965
3134GVY44	246156	1010	FHLMC 0.45 12-29-23 0000	06/29/2020	10,000,000.00	.450	12/29/2023	10,000,000.00	.450	973
3134GWXB7	246949	1010	FHLMC 0.3 12-29-23 0000	10/02/2020	24,995,000.00	.300	12/29/2023	25,000,000.00	.306	973
3134GWXB7	246985	1010	FHLMC 0.3 12-29-23 0000	10/07/2020	9,993,000.00	.300	12/29/2023	10,000,000.00	.322	973
912828V23	239614	1020	T 2 1-4 12-31-23	01/28/2019	14,773,828.13	2.250	12/31/2023	15,000,000.00	2.578	975
89236TFS9	242316	1030	TOYOTA 3.35 01-08-24	08/14/2019	3,168,300.00	3.350	01/08/2024	3,000,000.00	2.011	983
31359YCP0	147429	2000	FNMA STRIP	03/07/2001	278,697.69	.000	01/15/2024	1,143,000.00	6.270	990
31359YCP0	173958	2000	FNMA STRIP	12/13/2005	109,267.56	.000	01/15/2024	279,000.00	5.250	990
3130AFRP4	240050	1010	FHLB 2.8 01-19-24	03/12/2019	10,065,000.00	2.800	01/19/2024	10,000,000.00	2.656	994
912828V80	243786	1020	T 2 1-4 01-31-24	12/17/2019	10,217,187.50	2.250	01/31/2024	10,000,000.00	1.702	1006
91159HHV5	240173	1030	USB 3 3-8 02-05-24	03/29/2019	7,481,349.56	3.375	02/05/2024	7,275,000.00	2.746	1011
594918BX1	240120	1030	MSFT 2 7-8 02-06-24	03/25/2019	5,047,300.00	2.875	02/06/2024	5,000,000.00	2.666	1012
594918BX1	240174	1030	MSFT 2 7-8 02-06-24	03/29/2019	5,089,050.00	2.875	02/06/2024	5,000,000.00	2.483	1012
31358C2B1	143509	2000	FNMA STRIP	08/10/2000	312,829.30	.000	02/07/2024	1,505,000.00	6.800	1013
037833CG3	240244	1030	AAPL 3 02-09-24	04/05/2019	5,057,800.00	3.000	02/09/2024	5,000,000.00	2.743	1015
037833CG3	240245	1030	AAPL 3 02-09-24	04/05/2019	10,117,800.00	3.000	02/09/2024	10,000,000.00	2.738	1015
88579YBB6	242499	1030	MMM 3 1-4 02-14-24 MTN	08/27/2019	5,273,600.00	3.250	02/14/2024	5,000,000.00	1.964	1020
3133ELNE0	244718	1010	FFCB 1.43 02-14-24	03/16/2020	10,224,900.00	1.430	02/14/2024	10,000,000.00	.844	1020
313490CM4	49401	2000	FED JUDICIARY	03/30/1998	478,320.00	.000	02/15/2024	2,400,000.00	6.332	1021



Run Date: 5/5/2021 10:19:51 AM

Investments Outstanding As Of Date: 4/30/2021

INVENTORY BY MATURITY REPORT

CUSIP	Investment #	Fund	Issuer	Purchase Date	Current Book	Current Rate	Maturity Date	Current Par	YTM	Days to Maturity
912833LQ1	180371	2000	US TREASURY STRIP	04/03/2007	21,788.00	.000	02/15/2024	50,000.00	4.985	1021
912833LQ1	180523	2000	US TREASURY STRIP	04/12/2007	42,848.00	.000	02/15/2024	100,000.00	5.095	1021
912833LQ1	180739	2000	US TREASURY STRIP	04/30/2007	43,808.00	.000	02/15/2024	100,000.00	4.975	1021
912833LQ1	184841	2000	US TREASURY STRIP	02/28/2008	4,667.73	.000	02/15/2024	10,000.00	4.830	1021
912833LQ1	185231	2000	US TREASURY STRIP	03/27/2008	4,965.00	.000	02/15/2024	10,000.00	4.456	1021
912833LQ1	185274	2000	US TREASURY STRIP	03/28/2008	24,582.50	.000	02/15/2024	50,000.00	4.520	1021
912833LQ1	185600	2000	US TREASURY STRIP	04/16/2008	24,985.00	.000	02/15/2024	50,000.00	4.430	1021
912833LQ1	185619	2000	US TREASURY STRIP	04/16/2008	5,000.00	.000	02/15/2024	10,000.00	4.426	1021
912833LQ1	185886	2000	US TREASURY STRIP	04/28/2008	11,944.50	.000	02/15/2024	25,000.00	4.730	1021
912833LQ1	190600	2000	US TREASURY STRIP	02/27/2009	27,763.00	.000	02/15/2024	50,000.00	3.970	1021
912833LQ1	190831	2000	US TREASURY STRIP	03/20/2009	27,542.00	.000	02/15/2024	50,000.00	4.040	1021
912833LQ1	190957	2000	US TREASURY STRIP	03/30/2009	55,996.00	.000	02/15/2024	100,000.00	3.935	1021
912833LQ1	191123	2000	US TREASURY STRIP	04/13/2009	2,850.00	.000	02/15/2024	5,000.00	3.823	1021
912833LQ1	191214	2000	US TREASURY STRIP	04/16/2009	29,074.50	.000	02/15/2024	50,000.00	3.688	1021
912833LQ1	191861	2000	US TREASURY STRIP	04/24/2009	27,815.00	.000	02/15/2024	50,000.00	3.999	1021
912833LQ1	194859	2000	US TREASURY STRIP	02/08/2010	52,785.00	.000	02/15/2024	100,000.00	4.610	1021
912833LQ1	195184	2000	US TREASURY STRIP	03/03/2010	26,559.00	.000	02/15/2024	50,000.00	4.585	1021
912833LQ1	195391	2000	US TREASURY STRIP	03/12/2010	52,874.00	.000	02/15/2024	100,000.00	4.627	1021
912833LQ1	195860	2000	US TREASURY STRIP	04/08/2010	25,969.50	.000	02/15/2024	50,000.00	4.784	1021
912833LQ1	196885	2000	US TREASURY STRIP	04/30/2010	27,061.50	.000	02/15/2024	50,000.00	4.500	1021
912833LQ1	203859	2000	US TREASURY STRIP	02/28/2011	28,920.00	.000	02/15/2024	50,000.00	4.268	1021
912833LQ1	204506	2000	US TREASURY STRIP	04/12/2011	57,390.00	.000	02/15/2024	100,000.00	4.370	1021
912833LQ1	205419	2000	US TREASURY STRIP	05/05/2011	59,690.00	.000	02/15/2024	100,000.00	4.078	1021
912833LQ1	208702	2000	US TREASURY STRIP	02/16/2012	37,178.50	.000	02/15/2024	50,000.00	2.485	1021
912833LQ1	208873	2000	US TREASURY STRIP	03/05/2012	74,637.00	.000	02/15/2024	100,000.00	2.463	1021
912833LQ1	209012	2000	US TREASURY STRIP	03/19/2012	35,778.50	.000	02/15/2024	50,000.00	2.830	1021
912833LQ1	209137	2000	US TREASURY STRIP	04/05/2012	36,308.50	.000	02/15/2024	50,000.00	2.716	1021
912833LQ1	209929	2000	US TREASURY STRIP	04/30/2012	37,317.50	.000	02/15/2024	50,000.00	2.496	1021
912833LQ1	213289	2000	US TREASURY STRIP	03/25/2013	39,141.00	.000	02/15/2024	50,000.00	2.260	1021
912833LQ1	213361	2000	US TREASURY STRIP	03/28/2013	78,432.00	.000	02/15/2024	100,000.00	2.244	1021
912833LQ1	213438	2000	US TREASURY STRIP	04/04/2013	39,659.50	.000	02/15/2024	50,000.00	2.143	1021
912833LQ1	213505	2000	US TREASURY STRIP	04/12/2013	80,294.00	.000	02/15/2024	100,000.00	2.034	1021
912833LQ1	214257	2000	US TREASURY STRIP	05/02/2013	80,987.00	.000	02/15/2024	100,000.00	1.964	1021



Run Date: 5/5/2021 10:19:51 AM

Investments Outstanding As Of Date: 4/30/2021

INVENTORY BY MATURITY REPORT

CUSIP	Investment #	Fund	Issuer	Purchase Date	Current Book	Current Rate	Maturity Date	Current Par	YTM	Days to Maturity
912833LQ1	216911	2000	US TREASURY STRIP	03/21/2014	188,882.50	.000	02/15/2024	250,000.00	2.850	1021
912833LQ1	220876	2000	US TREASURY STRIP	02/13/2015	33,258.80	.000	02/15/2024	40,000.00	2.060	1021
912833LQ1	222350	2000	US TREASURY STRIP	04/30/2015	33,664.80	.000	02/15/2024	40,000.00	1.970	1021
912833LQ1	225734	2000	USTREASURYSTRIIP	03/17/2016	34,400.00	.000	02/15/2024	40,000.00	1.915	1021
912833LQ1	225760	2000	USTREASURYSTRIIP	03/17/2016	15,700.84	.000	02/15/2024	18,250.00	1.910	1021
912833LQ1	229653	2000	S 0 02-15-24	02/24/2017	44,241.60	.000	02/15/2024	52,000.00	2.330	1021
912833LQ1	230018	2000	S 0 02-15-24	03/24/2017	340,988.00	.000	02/15/2024	400,000.00	2.327	1021
912833LQ1	230133	2000	S 0 02-15-24	03/30/2017	213,742.50	.000	02/15/2024	250,000.00	2.290	1021
912833LQ1	230230	2000	S 0 02-15-24	04/06/2017	42,913.00	.000	02/15/2024	50,000.00	2.240	1021
912833LQ1	230354	2000	S 0 02-15-24	04/17/2017	34,481.60	.000	02/15/2024	40,000.00	2.185	1021
912833LQ1	230989	2000	S 0 02-15-24	04/28/2017	215,870.00	.000	02/15/2024	250,000.00	2.170	1021
912833LQ1	235198	2000	S 0 02-15-24	02/15/2018	34,054.40	.000	02/15/2024	40,000.00	2.700	1021
912833LQ1	235367	2000	S 0 02-15-24	03/01/2018	34,049.60	.000	02/15/2024	40,000.00	2.720	1021
912833LQ1	235392	2000	S 0 02-15-24	03/01/2018	34,018.80	.000	02/15/2024	40,000.00	2.735	1021
912833LQ1	235452	2000	S 0 02-15-24	03/05/2018	169,552.00	.000	02/15/2024	200,000.00	2.795	1021
912833LQ1	235525	2000	S 0 02-15-24	03/08/2018	34,055.60	.000	02/15/2024	40,000.00	2.726	1021
912833LQ1	236307	2000	S 0 02-15-24	04/26/2018	33,841.60	.000	02/15/2024	40,000.00	2.900	1021
912833LQ1	244734	2000	S 0 02-15-24	03/19/2020	39,233.60	.000	02/15/2024	40,000.00	.495	1021
912833LQ1	244837	2000	S 0 02-15-24	04/02/2020	24,711.50	.000	02/15/2024	25,000.00	.300	1021
912833LQ1	249110	2000	S 0 02-15-24	03/12/2021	39,626.80	.000	02/15/2024	40,000.00	.320	1021
912833LQ1	249138	2000	S 0 02-15-24	03/12/2021	79,253.60	.000	02/15/2024	80,000.00	.320	1021
3133ELNJ9	244454	1010	FFCB 1.55 02-28-24	02/28/2020	10,000,000.00	1.550	02/28/2024	10,000,000.00	1.550	1034
912828W48	239977	1020	T 2 1-8 02-29-24	03/04/2019	14,694,140.63	2.125	02/29/2024	15,000,000.00	2.563	1035
912828W48	242463	1020	T 2 1-8 02-29-24	08/22/2019	10,290,625.00	2.125	02/29/2024	10,000,000.00	1.459	1035
912828W48	243195	1020	T 2 1-8 02-29-24	10/25/2019	10,225,000.00	2.125	02/29/2024	10,000,000.00	1.587	1035
46514AMN6	239843	1010	ISRAEL BOND 3.5	03/01/2019	10,000,000.00	3.500	03/01/2024	10,000,000.00	3.500	1036
46514AMP1	240055	1010	ISRAEL BOND 3.45	03/15/2019	5,000,000.00	3.450	03/01/2024	5,000,000.00	3.450	1036
713448CM8	240259	1030	PEP 3.6 03-01-24	04/08/2019	5,208,000.00	3.600	03/01/2024	5,000,000.00	2.687	1036
166764BT6	240159	1030	CVX 2.895 03-03-24	03/28/2019	5,074,700.00	2.895	03/03/2024	5,000,000.00	2.570	1038
166764BT6	240160	1030	CVX 2.895 03-03-24	03/28/2019	5,072,450.00	2.895	03/03/2024	5,000,000.00	2.580	1038
58933YAU9	242056	1030	MRK 2.9 03-07-24	07/22/2019	5,160,400.00	2.900	03/07/2024	5,000,000.00	2.167	1042
19416QEG1	240056	1030	CL 3 1-4 03-15-24 MTN	03/15/2019	5,628,128.40	3.250	03/15/2024	5,490,000.00	2.709	1050
3130ALKS2	249133	1010	FHLB 0 3-8 03-15-24	03/15/2021	24,968,750.00	.375	03/15/2024	25,000,000.00	.417	1050



Run Date: 5/5/2021 10:19:51 AM

Investments Outstanding As Of Date: 4/30/2021

INVENTORY BY MATURITY REPORT

CUSIP	Investment #	Fund	Issuer	Purchase Date	Current Book	Current Rate	Maturity Date	Current Par	YTM	Days to Maturity
3133ELTU8	244684	1010	FFCB 0.92 03-18-24	03/18/2020	10,011,000.00	.920	03/18/2024	10,000,000.00	.892	1053
3134GV3T3	246157	1010	FHLMC 0 1-2 03-28-24	06/29/2020	10,000,000.00	.500	03/28/2024	10,000,000.00	.500	1063
912828W71	240336	1020	T 2 1-8 03-31-24	04/15/2019	14,833,593.75	2.125	03/31/2024	15,000,000.00	2.363	1066
912828W71	242150	1020	T 2 1-8 03-31-24	07/26/2019	10,122,656.25	2.125	03/31/2024	10,000,000.00	1.850	1066
677522U69	244121	1010	OPFC Veterans Compensation	02/05/2020	4,745,000.00	1.797	04/01/2024	4,745,000.00	1.797	1067
3133EMLV2	248086	1010	FFCB 0.27 04-05-24	01/06/2021	14,994,000.00	.270	04/05/2024	15,000,000.00	.282	1071
3133ELVX9	244927	1010	FFCB 0 7-8 04-08-24	04/08/2020	14,992,500.00	.875	04/08/2024	15,000,000.00	.888	1074
3134GWYD2	247024	1010	FHLMC 0 3-8 04-08-24	10/08/2020	14,994,750.00	.375	04/08/2024	15,000,000.00	.385	1074
931142DP5	240757	1030	WMT 3.3 04-22-24	04/22/2019	10,232,400.00	3.300	04/22/2024	10,000,000.00	2.799	1088
931142DP5	241463	1030	WMT 3.3 04-22-24	05/30/2019	1,629,903.18	3.300	04/22/2024	1,581,000.00	2.622	1088
3134GVMX3	245533	1010	FHLMC .59 4-29-2024	04/29/2020	15,000,000.00	.590	04/29/2024	15,000,000.00	.590	1095
912828X70	241556	1020	T 2 04-30-24	06/06/2019	20,131,250.00	2.000	04/30/2024	20,000,000.00	1.859	1096
46514ANE5	241064	1010	ISRAEL BOND 3.12	05/01/2019	20,000,000.00	3.120	05/01/2024	20,000,000.00	3.120	1097
46514ANF2	241301	1010	ISRAEL BOND 3.14 5-01-24	05/15/2019	10,000,000.00	3.140	05/01/2024	10,000,000.00	3.140	1097
037833AS9	241515	1030	AAPL 3.45 05-06-24	06/03/2019	5,264,551.25	3.450	05/06/2024	5,075,000.00	2.636	1102
037833CU2	241442	1030	AAPL 2.85 05-11-24	05/28/2019	10,100,300.00	2.850	05/11/2024	10,000,000.00	2.632	1107
458140BD1	241568	1030	INTC 2 7-8 05-11-24	06/10/2019	6,853,563.60	2.875	05/11/2024	6,708,000.00	2.404	1107
037833CU2	242817	1030	AAPL 2.85 05-11-24	09/20/2019	10,355,900.00	2.850	05/11/2024	10,000,000.00	2.042	1107
037833CU2	243962	1030	AAPL 2.85 05-11-24	01/08/2020	8,676,679.90	2.850	05/11/2024	8,365,000.00	1.950	1107
458140BD1	244656	1030	INTC 2 7-8 05-11-24	03/11/2020	9,436,536.08	2.875	05/11/2024	8,842,000.00	1.215	1107
037833CU2	244659	1030	AAPL 2.85 05-11-24	03/11/2020	3,176,580.00	2.850	05/11/2024	3,000,000.00	1.391	1107
46625HJX9	241606	1030	JPM 3 5-8 05-13-24	06/13/2019	4,367,237.00	3.625	05/13/2024	4,190,000.00	2.700	1109
3134GVUZ9	245838	1010	FHLMC 0.52 05-13-24	05/14/2020	15,000,000.00	.520	05/13/2024	15,000,000.00	.520	1109
912833LR9	181170	2000	US TREASURY STRIP	05/31/2007	20,972.50	.000	05/15/2024	50,000.00	5.190	1111
912833LR9	181418	2000	US TREASURY STRIP	06/26/2007	20,250.50	.000	05/15/2024	50,000.00	5.425	1111
912833LR9	181559	2000	US TREASURY STRIP	07/06/2007	20,710.00	.000	05/15/2024	50,000.00	5.297	1111
912833LR9	181865	2000	US TREASURY STRIP	07/30/2007	42,158.00	.000	05/15/2024	100,000.00	5.210	1111
912833LR9	182555	2000	US TREASURY STRIP	09/25/2007	42,920.00	.000	05/15/2024	100,000.00	5.149	1111
912833LR9	186337	2010	US TREASURY STRIP	05/22/2008	3,552,131.74	.000	05/15/2024	7,538,000.00	4.764	1111
912833LR9	186423	2000	US TREASURY STRIP	05/27/2008	23,813.00	.000	05/15/2024	50,000.00	4.700	1111
912833LR9	186668	2000	US TREASURY STRIP	06/09/2008	12,905.75	.000	05/15/2024	25,000.00	4.193	1111
912833LR9	187231	2000	US TREASURY STRIP	07/11/2008	4,836.00	.000	05/15/2024	10,000.00	4.638	1111
912833LR9	192220	2000	US TREASURY STRIP	05/13/2009	76,455.00	.000	05/15/2024	150,000.00	4.542	1111



Run Date: 5/5/2021 10:19:51 AM

Investments Outstanding As Of Date: 4/30/2021

INVENTORY BY MATURITY REPORT

CUSIP	Investment #	Fund	Issuer	Purchase Date	Current Book	Current Rate	Maturity Date	Current Par	YTM	Days to Maturity
912833LR9	193238	2000	US TREASURY STRIP	08/18/2009	25,222.79	.000	05/15/2024	50,000.00	4.696	1111
912833LR9	197104	2000	US TREASURY STRIP	05/11/2010	168,631.09	.000	05/15/2024	306,000.00	4.298	1111
912833LR9	197198	2000	US TREASURY STRIP	05/14/2010	13,696.00	.000	05/15/2024	25,000.00	4.344	1111
912833LR9	198378	2000	US TREASURY STRIP	06/30/2010	29,157.50	.000	05/15/2024	50,000.00	3.925	1111
912833LR9	198705	2000	US TREASURY STRIP	07/13/2010	58,250.00	.000	05/15/2024	100,000.00	3.943	1111
912833LR9	205478	2000	US TREASURY STRIP	05/09/2011	56,714.00	.000	05/15/2024	100,000.00	4.405	1111
912833LR9	206123	2000	US TREASURY STRIP	06/13/2011	61,484.00	.000	05/15/2024	100,000.00	3.800	1111
912833LR9	206331	2000	US TREASURY STRIP	06/23/2011	30,695.50	.000	05/15/2024	50,000.00	3.820	1111
912833LR9	206375	2000	US TREASURY STRIP	06/27/2011	30,644.00	.000	05/15/2024	50,000.00	3.837	1111
912833LR9	210182	2000	US TREASURY STRIP	05/16/2012	37,821.00	.000	05/15/2024	50,000.00	2.340	1111
912833LR9	210397	2000	US TREASURY STRIP	06/06/2012	39,731.00	.000	05/15/2024	50,000.00	1.935	1111
912833LR9	210603	2000	US TREASURY STRIP	06/25/2012	38,892.50	.000	05/15/2024	50,000.00	2.124	1111
912833LR9	214707	2000	US TREASURY STRIP	06/17/2013	38,046.00	.000	05/15/2024	50,000.00	2.520	1111
912833LR9	218186	2000	US TREASURY STRIP	06/26/2014	38,168.50	.000	05/15/2024	50,000.00	2.750	1111
912833LR9	218212	2000	US TREASURY STRIP	06/27/2014	38,067.50	.000	05/15/2024	50,000.00	2.778	1111
912833LR9	218582	2000	US TREASURY STRIP	07/31/2014	38,751.50	.000	05/15/2024	50,000.00	2.620	1111
912833LR9	222628	2000	US TREASURY STRIP	05/21/2015	203,855.00	.000	05/15/2024	250,000.00	2.284	1111
912833LR9	226877	2000	US TREASURY STRI ZERO-% 5	05/26/2016	103,884.00	.000	05/15/2024	120,000.00	1.818	1111
912833LR9	227316	2000	US TREASURY STRI ZERO-% 5	07/15/2016	44,753.50	.000	05/15/2024	50,000.00	1.420	1111
912833LR9	227500	2000	US TREASURY STRI ZERO-% 5	07/29/2016	35,532.00	.000	05/15/2024	40,000.00	1.525	1111
912833LR9	227672	2000	US TREASURY STRI ZERO-% 5	08/12/2016	88,848.00	.000	05/15/2024	100,000.00	1.530	1111
912833LR9	231306	2000	S 0 05-15-24	05/11/2017	34,164.40	.000	05/15/2024	40,000.00	2.262	1111
912833LR9	231591	2000	S 0 05-15-24	06/02/2017	34,569.60	.000	05/15/2024	40,000.00	2.110	1111
912833LR9	237033	2000	S 0 05-15-24	06/14/2018	33,752.80	.000	05/15/2024	40,000.00	2.890	1111
912833LR9	237318	2000	S 0 05-15-24	07/06/2018	33,972.40	.000	05/15/2024	40,000.00	2.807	1111
912833LR9	237409	2000	S 0 05-15-24	07/12/2018	33,974.80	.000	05/15/2024	40,000.00	2.814	1111
912833LR9	241257	2000	S 0 05-15-24	05/09/2019	35,629.20	.000	05/15/2024	40,000.00	2.320	1111
912833LR9	241681	2000	S 0 05-15-24	06/21/2019	36,514.00	.000	05/15/2024	40,000.00	1.870	1111
912833LR9	241906	2000	S 0 05-15-24	07/11/2019	36,312.80	.000	05/15/2024	40,000.00	2.006	1111
912833LR9	242044	2000	S 0 05-15-24	07/22/2019	228,532.50	.000	05/15/2024	250,000.00	1.873	1111
912833LR9	242100	2000	S 0 05-15-24	07/26/2019	36,691.60	.000	05/15/2024	40,000.00	1.805	1111
912833LR9	245846	2000	S 0 05-15-24	05/18/2020	39,542.00	.000	05/15/2024	40,000.00	.289	1111
912833LR9	246026	2000	S 0 05-15-24	06/12/2020	39,441.20	.000	05/15/2024	40,000.00	.359	1111



Run Date: 5/5/2021 10:19:51 AM

Investments Outstanding As Of Date: 4/30/2021

INVENTORY BY MATURITY REPORT

CUSIP	Investment #	Fund	Issuer	Purchase Date	Current Book	Current Rate	Maturity Date	Current Par	YTM	Days to Maturity
912833LR9	246088	2000	S 0 05-15-24	06/19/2020	39,508.00	.000	05/15/2024	40,000.00	.317	1111
912833LR9	246251	2000	S 0 05-15-24	07/16/2020	39,603.60	.000	05/15/2024	40,000.00	.260	1111
912833LR9	246263	2000	S 0 05-15-24	07/16/2020	39,603.60	.000	05/15/2024	40,000.00	.260	1111
912833LR9	246316	2000	S 0 05-15-24	07/20/2020	39,627.60	.000	05/15/2024	40,000.00	.245	1111
3134GVTN8	245825	1010	FHLMC 0.56 05-20-24	05/20/2020	15,000,000.00	.560	05/20/2024	15,000,000.00	.560	1116
912828XT2	241541	1020	T 2 05-31-24	06/06/2019	15,071,484.38	2.000	05/31/2024	15,000,000.00	1.899	1127
912828XT2	241723	1020	T 2 05-31-24	06/20/2019	10,060,937.50	2.000	05/31/2024	10,000,000.00	1.870	1127
3133ELL85	246064	1010	FFCB 0.68 06-17-24	06/17/2020	15,000,000.00	.680	06/17/2024	15,000,000.00	.680	1144
3133ELL85	246071	1010	FFCB 0.68 06-17-24	06/17/2020	10,000,000.00	.680	06/17/2024	10,000,000.00	.680	1144
3133EMAB8	247242	1010	FFCB 0.39 06-17-24	10/27/2020	9,991,000.00	.390	06/17/2024	10,000,000.00	.415	1144
3134GXGS7	248183	1010	FHLMC 0.43 06-18-24	01/13/2021	10,005,500.00	.430	06/18/2024	10,000,000.00	.414	1145
24422ETT6	249184	1030	DE 2.65 06-24-24 MTN	03/15/2021	9,949,285.08	2.650	06/24/2024	9,345,000.00	.651	1151
9128286Z8	241846	1020	T 1 3-4 06-30-24	07/02/2019	9,977,343.75	1.750	06/30/2024	10,000,000.00	1.798	1157
9128286Z8	241887	1020	T 1 3-4 06-30-24	07/08/2019	9,964,843.75	1.750	06/30/2024	10,000,000.00	1.824	1157
9128286Z8	241973	1020	T 1 3-4 06-30-24	07/15/2019	9,935,937.50	1.750	06/30/2024	10,000,000.00	1.886	1157
9128286Z8	242020	1020	T 1 3-4 06-30-24	07/17/2019	9,939,843.75	1.750	06/30/2024	10,000,000.00	1.878	1157
3134GTVP5	241657	1010	FHLMC 2.05 07-02-24	07/02/2019	15,000,000.00	2.050	07/02/2024	15,000,000.00	2.050	1159
3134GTYK3	241841	1010	FHLMC 2 07-02-24	07/02/2019	4,991,250.00	2.000	07/02/2024	5,000,000.00	2.037	1159
3133ELQ56	246183	1010	FFCB 0.57 07-02-24	07/06/2020	9,996,000.00	.570	07/02/2024	10,000,000.00	.580	1159
3133ELQ56	246219	1010	FFCB 0.57 07-02-24	07/09/2020	9,997,500.00	.570	07/02/2024	10,000,000.00	.576	1159
931142EL3	241889	1030	WMT 2.85 07-08-24	07/09/2019	6,688,471.86	2.850	07/08/2024	6,489,000.00	2.197	1165
931142EL3	242185	1030	WMT 2.85 07-08-24	08/01/2019	2,573,750.00	2.850	07/08/2024	2,500,000.00	2.216	1165
931142EL3	245630	1030	WMT 2.85 07-08-24	04/28/2020	5,888,769.92	2.850	07/08/2024	5,456,000.00	.918	1165
931142EL3	245871	1030	WMT 2.85 07-08-24	05/18/2020	10,800,000.00	2.850	07/08/2024	10,000,000.00	.877	1165
95001DAV2	246337	1030	WFC 1 07-17-24 MTN	07/17/2020	8,000,000.00	1.000	07/17/2024	8,000,000.00	1.000	1174
3134GV4W5	246206	1010	FHLMC 0 1-2 07-22-24	07/22/2020	10,000,000.00	.500	07/22/2024	10,000,000.00	.500	1179
3134GVPH5	245631	1010	FHLMC 0.6 07-29-24	04/29/2020	25,000,000.00	.600	07/29/2024	25,000,000.00	.600	1186
91159HHX1	242152	1030	USB 2.4 07-30-24	07/30/2019	10,013,500.00	2.400	07/30/2024	10,000,000.00	2.371	1187
91159HHX1	248933	1030	USB 2.4 07-30-24	03/01/2021	5,304,000.00	2.400	07/30/2024	5,000,000.00	.598	1187
91159HHX1	249132	1030	USB 2.4 07-30-24	03/11/2021	5,276,572.69	2.400	07/30/2024	5,000,000.00	.743	1187
912828Y87	242149	1020	T 1 3-4 07-31-24	07/31/2019	9,948,437.50	1.750	07/31/2024	10,000,000.00	1.858	1188
912828Y87	242197	1020	T 1 3-4 07-31-24	08/01/2019	9,968,750.00	1.750	07/31/2024	10,000,000.00	1.816	1188
31358C2C9	132101	2000	FNMA STRIP	03/06/2000	879,017.75	.000	08/07/2024	4,405,000.00	6.709	1195





Run Date: 5/5/2021 10:19:51 AM

Investments Outstanding As Of Date: 4/30/2021

INVENTORY BY MATURITY REPORT

CUSIP	Investment #	Fund	Issuer	Purchase Date	Current Book	Current Rate	Maturity Date	Current Par	YTM	Days to Maturity
3136G4H22	246442	1010	FNMA 0.41 08-12-24	08/12/2020	15,000,000.00	.410	08/12/2024	15,000,000.00	.410	1200
912833LS7	178336	2000	US TREASURY STRIP	10/04/2006	20,983.50	.000	08/15/2024	50,000.00	4.920	1203
912833LS7	178590	2000	US TREASURY STRIP	10/26/2006	56,549.64	.000	08/15/2024	138,000.00	5.074	1203
912833LS7	179000	2000	US TREASURY STRIP	11/28/2006	21,524.00	.000	08/15/2024	50,000.00	4.815	1203
912833LS7	182224	2000	US TREASURY STRIP	08/28/2007	42,556.00	.000	08/15/2024	100,000.00	5.100	1203
912833LS7	182760	2000	US TREASURY STRIP	10/05/2007	43,684.00	.000	08/15/2024	100,000.00	4.973	1203
912833LS7	188071	2000	US TREASURY STRIP	09/15/2008	25,200.00	.000	08/15/2024	50,000.00	4.352	1203
912833LS7	188166	2010	US TREASURY STRIP	09/22/2008	297,624.96	.000	08/15/2024	576,000.00	4.197	1203
912833LS7	193257	2000	US TREASURY STRIP	08/18/2009	50,300.25	.000	08/15/2024	100,000.00	4.636	1203
912833LS7	199564	2000	US TREASURY STRIP	08/13/2010	29,634.00	.000	08/15/2024	50,000.00	3.770	1203
912833LS7	200627	2000	US TREASURY STRIP	09/24/2010	61,168.00	.000	08/15/2024	100,000.00	3.570	1203
912833LS7	207494	2000	US TREASURY STRIP	09/23/2011	35,735.50	.000	08/15/2024	50,000.00	2.622	1203
912833LS7	207864	2000	US TREASURY STRIP	10/31/2011	69,763.00	.000	08/15/2024	100,000.00	2.835	1203
912833LS7	207917	2000	US TREASURY STRIP	11/03/2011	34,779.50	.000	08/15/2024	50,000.00	2.860	1203
912833LS7	211243	2000	US TREASURY STRIP	08/17/2012	38,678.50	.000	08/15/2024	50,000.00	2.152	1203
912833LS7	211303	2000	US TREASURY STRIP	08/22/2012	76,301.00	.000	08/15/2024	100,000.00	2.270	1203
912833LS7	215298	2000	US TREASURY STRIP	08/16/2013	35,765.00	.000	08/15/2024	50,000.00	3.070	1203
912833LS7	215621	2000	US TREASURY STRIP	09/26/2013	35,911.50	.000	08/15/2024	50,000.00	3.064	1203
912833LS7	215885	2000	US TREASURY STRIP	11/01/2013	73,534.00	.000	08/15/2024	100,000.00	2.870	1203
912833LS7	218840	2000	US TREASURY STRIP	08/28/2014	310,592.00	.000	08/15/2024	400,000.00	2.555	1203
912833LS7	219032	2000	US TREASURY STRIP	09/18/2014	76,300.00	.000	08/15/2024	100,000.00	2.749	1203
912833LS7	219293	2000	US TREASURY STRIP	10/17/2014	31,700.40	.000	08/15/2024	40,000.00	2.380	1203
912833LS7	224332	2000	USTREASURYSTRIP	10/08/2015	83,224.00	.000	08/15/2024	100,000.00	2.085	1203
912833LS7	224486	2000	USTREASURYSTRIP	10/22/2015	83,108.00	.000	08/15/2024	100,000.00	2.110	1203
912833LS7	224564	2000	USTREASURYSTRIP	10/29/2015	33,210.40	.000	08/15/2024	40,000.00	2.126	1203
912833LS7	228076	2000	US TREASURY STRI ZERO-% 8	09/23/2016	44,020.50	.000	08/15/2024	50,000.00	1.620	1203
912833LS7	228288	2000	US TREASURY STRI ZERO-% 8	10/14/2016	218,855.00	.000	08/15/2024	250,000.00	1.705	1203
912833LS7	234131	2000	S 0 08-15-24	10/26/2017	34,282.00	.000	08/15/2024	40,000.00	2.280	1203
912833LS7	234155	2000	S 0 08-15-24	10/26/2017	42,881.00	.000	08/15/2024	50,000.00	2.270	1203
912833LS7	234190	2000	S 0 08-15-24	10/27/2017	21,413.00	.000	08/15/2024	25,000.00	2.290	1203
912833LS7	237882	2000	S 0 08-15-24	08/23/2018	101,802.00	.000	08/15/2024	120,000.00	2.770	1203
912833LS7	237920	2000	S 0 08-15-24	08/23/2018	33,954.00	.000	08/15/2024	40,000.00	2.760	1203
912833LS7	237933	2000	S 0 08-15-24	08/23/2018	212,152.50	.000	08/15/2024	250,000.00	2.765	1203



Run Date: 5/5/2021 10:19:51 AM

Investments Outstanding As Of Date: 4/30/2021

INVENTORY BY MATURITY REPORT

CUSIP	Investment #	Fund	Issuer	Purchase Date	Current Book	Current Rate	Maturity Date	Current Par	YTM	Days to Maturity
912833LS7	238210	2000	S 0 08-15-24	09/13/2018	33,809.20	.000	08/15/2024	40,000.00	2.860	1203
912833LS7	238689	2000	S 0 08-15-24	10/25/2018	334,564.00	.000	08/15/2024	400,000.00	3.100	1203
912833LS7	242341	2000	S 0 08-15-24	08/19/2019	23,203.75	.000	08/15/2024	25,000.00	1.500	1203
912833LS7	242570	2000	S 0 08-15-24	09/06/2019	93,484.00	.000	08/15/2024	100,000.00	1.369	1203
912833LS7	242663	2000	S 0 08-15-24	09/12/2019	74,269.60	.000	08/15/2024	80,000.00	1.515	1203
912833LS7	242800	2000	S 0 08-15-24	09/23/2019	230,492.50	.000	08/15/2024	250,000.00	1.667	1203
912833LS7	246478	2000	S 0 08-15-24	08/10/2020	39,672.40	.000	08/15/2024	40,000.00	.205	1203
912833LS7	246783	2000	US Treasury Strip 08,15,2024	09/18/2020	79,290.82	.000	08/15/2024	80,000.00	.228	1203
912833LS7	247003	2000	S 0 08-15-24	10/13/2020	39,572.40	.000	08/15/2024	40,000.00	.280	1203
912833LS7	247130	2000	S 0 08-15-24	10/22/2020	39,613.73	.000	08/15/2024	40,000.00	.255	1203
30231GBC5	242465	1030	XOM 2.019 08-16-24	08/23/2019	5,037,300.00	2.019	08/16/2024	5,000,000.00	1.861	1204
30231GBC5	243569	1030	XOM 2.019 08-16-24	11/29/2019	1,401,479.19	2.019	08/16/2024	1,393,000.00	1.883	1204
3136G4Z71	246690	1010	FNMA 0.45 08-26-24 0000	09/03/2020	19,240,000.00	.450	08/26/2024	19,240,000.00	.450	1214
3136G4Y72	246603	1010	FNMA 0.455 08-27-24	08/27/2020	15,000,000.00	.455	08/27/2024	15,000,000.00	.455	1215
912828YE4	242556	1020	T 1 1-4 08-31-24	09/03/2019	9,923,437.50	1.250	08/31/2024	10,000,000.00	1.409	1219
3133EL5S9	246675	1010	FFCB 0.48 09-03-24	09/03/2020	20,000,000.00	.480	09/03/2024	20,000,000.00	.480	1222
191216CL2	242627	1030	KO 1 3-4 09-06-24	09/09/2019	9,960,600.00	1.750	09/06/2024	10,000,000.00	1.833	1225
3135G0ZR7	244719	1010	FNMA 2 5-8 09-06-24	03/16/2020	10,773,700.00	2.625	09/06/2024	10,000,000.00	.858	1225
037833DM9	242629	1030	AAPL 1.8 09-11-24	09/11/2019	9,945,000.00	1.800	09/11/2024	10,000,000.00	1.916	1230
48128GK66	242841	1030	JPM 2.15 09-23-24 GMTN	09/23/2019	10,000,000.00	2.150	09/23/2024	10,000,000.00	2.150	1242
3130AK6G6	246922	1010	FHLB 0.39 09-23-24	09/30/2020	14,985,000.00	.390	09/23/2024	15,000,000.00	.415	1242
89236TGH2	242862	1030	TOYOTA 2.15 09-27-24 MTN	09/27/2019	5,000,000.00	2.150	09/27/2024	5,000,000.00	2.150	1246
3133EQU20	242884	1010	FFCB 1.89 09-27-24	09/27/2019	5,000,000.00	1.890	09/27/2024	5,000,000.00	1.890	1246
912828YH7	243092	1020	T 1 1-2 09-30-24	10/11/2019	10,010,937.50	1.500	09/30/2024	10,000,000.00	1.477	1249
912828YH7	243104	1020	T 1 1-2 09-30-24	10/15/2019	9,964,062.50	1.500	09/30/2024	10,000,000.00	1.576	1249
912828YH7	243340	1020	T 1 1-2 09-30-24	11/08/2019	9,882,031.25	1.500	09/30/2024	10,000,000.00	1.752	1249
3134GWWY8	246948	1010	FHLMC 0 3-8 09-30-24 0000	10/02/2020	20,000,000.00	.375	09/30/2024	20,000,000.00	.375	1249
89236TGN9	243122	1030	TOYOTA 2 1-8 10-22-24	10/22/2019	5,000,000.00	2.125	10/22/2024	5,000,000.00	2.125	1271
3134GW3W4	247078	1010	FHLMC 0.41 10-28-24	10/28/2020	15,000,000.00	.410	10/28/2024	15,000,000.00	.410	1277
3136G46R9	247243	1010	FNMA 0.42 10-28-24	10/28/2020	10,854,570.00	.420	10/28/2024	10,860,000.00	.433	1277
69353REF1	248965	1030	PNC 3.3 10-30-24 BKNT	03/02/2021	3,292,530.00	3.300	10/30/2024	3,000,000.00	.603	1279
69353REF1	249217	1030	PNC 3.3 10-30-24 BKNT	03/18/2021	5,467,350.00	3.300	10/30/2024	5,000,000.00	.679	1279
48128GL73	243193	1030	JPM 2 1-4 10-31-24 GMTN	10/31/2019	5,000,000.00	2.250	10/31/2024	5,000,000.00	2.250	1280



Run Date: 5/5/2021 10:19:51 AM

Investments Outstanding As Of Date: 4/30/2021

INVENTORY BY MATURITY REPORT

CUSIP	Investment #	Fund	Issuer	Purchase Date	Current Book	Current Rate	Maturity Date	Current Par	YTM	Days to Maturity
912828YM6	243211	1020	T 1 1-2 10-31-24	10/31/2019	14,933,203.13	1.500	10/31/2024	15,000,000.00	1.593	1280
912828YM6	243218	1020	T 1 1-2 10-31-24	10/31/2019	9,916,406.25	1.500	10/31/2024	10,000,000.00	1.675	1280
912828YM6	243295	1020	T 1 1-2 10-31-24	11/06/2019	9,920,312.50	1.500	10/31/2024	10,000,000.00	1.667	1280
912828YM6	243337	1020	T 1 1-2 10-31-24	11/08/2019	9,904,296.88	1.500	10/31/2024	10,000,000.00	1.701	1280
693475AY1	243262	1030	PNC 2.2 11-01-24	11/06/2019	5,017,400.00	2.200	11/01/2024	5,000,000.00	2.126	1281
693475AY1	243338	1030	PNC 2.2 11-01-24	11/12/2019	4,989,800.00	2.200	11/01/2024	5,000,000.00	2.244	1281
693475AY1	243457	1030	PNC 2.2 11-01-24	11/18/2019	10,033,600.00	2.200	11/01/2024	10,000,000.00	2.128	1281
693475AY1	246896	1030	PNC 2.2 11-01-24	09/29/2020	15,914,700.00	2.200	11/01/2024	15,000,000.00	.685	1281
3133EMFP2	247313	1010	FFCB 0.44 11-04-24	11/04/2020	9,992,000.00	.440	11/04/2024	10,000,000.00	.460	1284
3133EK6L5	243269	1010	FFCB 1.79 11-12-24	11/12/2019	10,000,000.00	1.790	11/12/2024	10,000,000.00	1.790	1292
912833LT5	179298	2000	US TREASURY STRIP	12/18/2006	106,165.00	.000	11/15/2024	250,000.00	4.840	1295
912833LT5	183734	2000	US TREASURY STRIP	12/05/2007	23,205.00	.000	11/15/2024	50,000.00	4.582	1295
912833LT5	183941	2000	US TREASURY STRIP	12/19/2007	44,185.00	.000	11/15/2024	100,000.00	4.890	1295
912833LT5	184231	2000	US TREASURY STRIP	01/10/2008	70,140.00	.000	11/15/2024	150,000.00	4.564	1295
912833LT5	189218	2000	US TREASURY STRIP	11/21/2008	49,875.00	.000	11/15/2024	100,000.00	4.400	1295
912833LT5	189264	2000	US TREASURY STRIP	11/21/2008	2,600.00	.000	11/15/2024	5,000.00	4.133	1295
912833LT5	189963	2000	US TREASURY STRIP	01/12/2009	142,012.50	.000	11/15/2024	250,000.00	3.602	1295
912833LT5	190251	2000	US TREASURY STRIP	02/04/2009	52,959.00	.000	11/15/2024	100,000.00	4.070	1295
912833LT5	194197	2000	US TREASURY STRIP	11/24/2009	51,822.00	.000	11/15/2024	100,000.00	4.438	1295
912833LT5	194730	2000	US TREASURY STRIP	01/28/2010	25,675.50	.000	11/15/2024	50,000.00	4.556	1295
912833LT5	201936	2000	US TREASURY STRIP	11/17/2010	29,484.00	.000	11/15/2024	50,000.00	3.810	1295
912833LT5	202151	2000	US TREASURY STRIP	11/24/2010	28,988.50	.000	11/15/2024	50,000.00	3.939	1295
912833LT5	203391	2000	US TREASURY STRIP	01/31/2011	55,167.00	.000	11/15/2024	100,000.00	4.361	1295
912833LT5	212193	2000	US TREASURY STRIP	11/30/2012	116,995.50	.000	11/15/2024	150,000.00	2.089	1295
912833LT5	212323	2000	US TREASURY STRIP	12/13/2012	273,833.00	.000	11/15/2024	350,000.00	2.069	1295
912833LT5	212652	2000	US TREASURY STRIP	01/17/2013	38,165.50	.000	11/15/2024	50,000.00	2.297	1295
912833LT5	216072	2000	US TREASURY STRIP	11/21/2013	35,877.00	.000	11/15/2024	50,000.00	3.045	1295
912833LT5	216417	2000	US TREASURY STRIP	01/09/2014	70,073.00	.000	11/15/2024	100,000.00	3.305	1295
912833LT5	219694	2000	US TREASURY STRIP	11/20/2014	194,320.00	.000	11/15/2024	250,000.00	2.539	1295
912833LT5	220247	2000	US TREASURY STRIP	01/09/2015	40,861.50	.000	11/15/2024	50,000.00	2.060	1295
912833LT5	220349	2000	US TREASURY STRIP	01/20/2015	81,953.00	.000	11/15/2024	100,000.00	2.038	1295
912833LT5	220435	2000	US TREASURY STRIP	01/26/2015	83,001.00	.000	11/15/2024	100,000.00	1.910	1295
912833LT5	220456	2000	US TREASURY STRIP	01/26/2015	41,430.00	.000	11/15/2024	50,000.00	1.928	1295



Run Date: 5/5/2021 10:19:51 AM

Investments Outstanding As Of Date: 4/30/2021

INVENTORY BY MATURITY REPORT

CUSIP	Investment #	Fund	Issuer	Purchase Date	Current Book	Current Rate	Maturity Date	Current Par	YTM	Days to Maturity
912833LT5	220475	2000	US TREASURY STRIP	01/26/2015	33,142.40	.000	11/15/2024	40,000.00	1.928	1295
912833LT5	220504	2000	US TREASURY STRIP	01/27/2015	207,312.50	.000	11/15/2024	250,000.00	1.920	1295
912833LT5	220608	2000	US TREASURY STRIP	01/29/2015	206,422.50	.000	11/15/2024	250,000.00	1.965	1295
912833LT5	225022	2000	USTREASURYSTRI	12/24/2015	204,282.50	.000	11/15/2024	250,000.00	2.284	1295
912833LT5	225344	2000	USTREASURYSTRI	02/04/2016	83,692.00	.000	11/15/2024	100,000.00	2.039	1295
912833LT5	228573	2000	US TREASURY STRI ZERO-% 1	11/14/2016	15,608.88	.000	11/15/2024	18,000.00	1.789	1295
912833LT5	229113	2000	S 0 11-15-24	01/12/2017	16,626.80	.000	11/15/2024	20,000.00	2.370	1295
912833LT5	229116	2000	S 0 11-15-24	01/12/2017	16,626.80	.000	11/15/2024	20,000.00	2.370	1295
912833LT5	229261	2000	S 0 11-15-24	01/26/2017	207,385.00	.000	11/15/2024	250,000.00	2.410	1295
912833LT5	229399	2000	S 0 11-15-24	02/02/2017	33,095.20	.000	11/15/2024	40,000.00	2.450	1295
912833LT5	234359	2000	S 0 11-15-24	11/16/2017	85,095.00	.000	11/15/2024	100,000.00	2.320	1295
912833LT5	234932	2000	S 0 11-15-24	01/25/2018	33,507.60	.000	11/15/2024	40,000.00	2.620	1295
912833LT5	235058	2000	S 0 11-15-24	02/02/2018	33,437.20	.000	11/15/2024	40,000.00	2.660	1295
48128GN63	243291	1030	JPM 2 1-4 11-15-24 GMTN	11/15/2019	10,000,000.00	2.250	11/15/2024	10,000,000.00	2.250	1295
912833LT5	243385	2000	S 0 11-15-24	11/15/2019	36,552.40	.000	11/15/2024	40,000.00	1.811	1295
912828G38	243456	1020	T 2 1-4 11-15-24	11/15/2019	10,292,578.13	2.250	11/15/2024	10,000,000.00	1.638	1295
912833LT5	243627	2000	S 0 11-15-24	12/09/2019	36,902.80	.000	11/15/2024	40,000.00	1.640	1295
912833LT5	243721	2000	S 0 11-15-24	12/16/2019	36,735.20	.000	11/15/2024	40,000.00	1.740	1295
912833LT5	247328	2000	S 0 11-15-24	11/06/2020	39,512.40	.000	11/15/2024	40,000.00	.305	1295
912833LT5	247468	2000	S 0 11-15-24	11/19/2020	78,953.60	.000	11/15/2024	80,000.00	.330	1295
912833LT5	247633	2000	S 0 11-15-24	12/03/2020	39,556.40	.000	11/15/2024	40,000.00	.283	1295
912833LT5	247785	2000	S 0 11-15-24	12/14/2020	39,521.89	.000	11/15/2024	40,000.00	.307	1295
912833LT5	247845	2000	S 0 11-15-24	12/17/2020	39,595.60	.000	11/15/2024	40,000.00	.260	1295
3135G06E8	247502	1010	FNMA 0.42 11-18-24 0001	11/18/2020	9,988,000.00	.420	11/18/2024	10,000,000.00	.450	1298
3134GVUM8	245835	1010	FHLMC 0.64 11-20-24	05/20/2020	25,000,000.00	.640	11/20/2024	25,000,000.00	.640	1300
3134GXDZ4	247585	1010	FHLMC 0.45 11-25-24 0000	11/25/2020	20,000,000.00	.450	11/25/2024	20,000,000.00	.450	1305
48128GM49	243543	1030	JPM 2.3 11-27-24 GMTN	11/27/2019	5,000,000.00	2.300	11/27/2024	5,000,000.00	2.300	1307
912828YV6	243661	1020	T 1 1-2 11-30-24	12/06/2019	9,932,421.88	1.500	11/30/2024	10,000,000.00	1.642	1310
912828YV6	243671	1020	T 1 1-2 11-30-24	12/09/2019	9,928,125.00	1.500	11/30/2024	10,000,000.00	1.651	1310
912828YV6	243760	1020	T 1 1-2 11-30-24	12/13/2019	19,787,500.00	1.500	11/30/2024	20,000,000.00	1.724	1310
912828J7	243832	1020	T 2 1-8 11-30-24	12/19/2019	10,172,656.25	2.125	11/30/2024	10,000,000.00	1.759	1310
3134GUXS4	243595	1010	FHLMC 1.85 12-11-24	12/11/2019	10,000,000.00	1.850	12/11/2024	10,000,000.00	1.850	1321
3136G43E1	246726	1010	FNMA 0.43 12-16-24	09/16/2020	20,000,000.00	.430	12/16/2024	20,000,000.00	.430	1326



Run Date: 5/5/2021 10:19:51 AM

Investments Outstanding As Of Date: 4/30/2021

INVENTORY BY MATURITY REPORT

CUSIP	Investment #	Fund	Issuer	Purchase Date	Current Book	Current Rate	Maturity Date	Current Par	YTM	Days to Maturity
3134GWST4	246761	1010	FHLMC 0.45 12-16-24	09/16/2020	15,000,000.00	.450	12/16/2024	15,000,000.00	.450	1326
3134GV2F4	246137	1010	FHLMC 0.6 12-30-24	06/30/2020	20,000,000.00	.600	12/30/2024	20,000,000.00	.600	1340
3130AKJQ0	247806	1010	FHLB 0.39 12-30-24	12/30/2020	18,967,700.00	.390	12/30/2024	19,000,000.00	.433	1340
912828YY0	243905	1020	T 1 3-4 12-31-24	12/31/2019	10,009,540.30	1.750	12/31/2024	10,000,000.00	1.730	1341
037833DF4	244003	1030	AAPL 2 3-4 01-13-25	01/13/2020	10,337,200.00	2.750	01/13/2025	10,000,000.00	2.037	1354
31359YCR6	173959	2000	FNMA STRIP	12/13/2005	98,180.60	.000	01/15/2025	266,000.00	5.290	1356
76116EGF1	179704	2000	REF CORP STRIP	01/31/2007	59,028.00	.000	01/15/2025	150,000.00	5.262	1356
478160CJ1	244002	1030	JNJ 2 5-8 01-15-25	01/15/2020	5,775,998.25	2.625	01/15/2025	5,595,000.00	1.943	1356
478160CJ1	244275	1030	JNJ 2 5-8 01-15-25	02/06/2020	4,385,249.22	2.625	01/15/2025	4,202,000.00	1.701	1356
3134GUS92	243961	1010	FHLMC 1.8 01-16-25	01/16/2020	10,000,000.00	1.800	01/16/2025	10,000,000.00	1.800	1357
90331HPL1	244083	1030	USB 2.05 01-21-25 BKNT	01/22/2020	2,999,700.00	2.050	01/21/2025	3,000,000.00	2.052	1362
90331HPL1	244086	1030	USB 2.05 01-21-25 BKNT	01/22/2020	2,503,600.00	2.050	01/21/2025	2,500,000.00	2.020	1362
90331HPL1	244088	1030	USB 2.05 01-21-25 BKNT	01/22/2020	8,007,120.00	2.050	01/21/2025	8,000,000.00	2.031	1362
90331HMS9	248551	1030	USB 2.8 01-27-25 BKNT	02/05/2021	10,837,200.00	2.800	01/27/2025	10,000,000.00	.664	1368
90331HMS9	249088	1030	USB 2.8 01-27-25 BKNT	03/10/2021	7,468,320.51	2.800	01/27/2025	7,000,000.00	1.036	1368
3134GXKU7	248143	1010	FHLMC 0 3-8 01-29-25	01/29/2021	19,469,775.00	.375	01/29/2025	19,500,000.00	.414	1370
912828Z52	244276	1020	T 1 3-8 01-31-25	02/05/2020	9,986,328.13	1.375	01/31/2025	10,000,000.00	1.403	1372
912828Z52	244290	1020	T 1 3-8 01-31-25	02/06/2020	9,955,468.75	1.375	01/31/2025	10,000,000.00	1.468	1372
46513JRA1	244244	1010	ISRAEL BOND 2.43 2.1.25	02/01/2020	7,000,000.00	2.430	02/01/2025	7,000,000.00	2.430	1373
46513JEB3	244245	1010	ISRAEL BOND 2.28 2.1.25	02/01/2020	28,000,000.00	2.280	02/01/2025	28,000,000.00	2.280	1373
31358C2D7	143508	2000	FNMA STRIP	08/10/2000	427,761.60	.000	02/07/2025	2,195,000.00	6.790	1379
48128GS43	244321	1030	JPM 2 02-12-25 GMTN	02/12/2020	9,970,000.00	2.000	02/12/2025	10,000,000.00	2.063	1384
88579YBH3	244356	1030	MMM 2 02-14-25	02/14/2020	5,036,000.00	2.000	02/14/2025	5,000,000.00	1.849	1386
912833LU2	180372	2000	US TREASURY STRIP	04/03/2007	20,723.00	.000	02/15/2025	50,000.00	4.990	1387
912833LU2	180524	2000	US TREASURY STRIP	04/12/2007	40,692.00	.000	02/15/2025	100,000.00	5.103	1387
912833LU2	180740	2000	US TREASURY STRIP	04/30/2007	41,671.00	.000	02/15/2025	100,000.00	4.980	1387
912833LU2	184842	2000	US TREASURY STRIP	02/28/2008	4,450.19	.000	02/15/2025	10,000.00	4.830	1387
912833LU2	185232	2000	US TREASURY STRIP	03/27/2008	4,740.00	.000	02/15/2025	10,000.00	4.470	1387
912833LU2	185275	2000	US TREASURY STRIP	03/28/2008	23,820.50	.000	02/15/2025	50,000.00	4.440	1387
912833LU2	185601	2000	US TREASURY STRIP	04/16/2008	23,797.00	.000	02/15/2025	50,000.00	4.460	1387
912833LU2	185623	2000	US TREASURY STRIP	04/16/2008	4,800.00	.000	02/15/2025	10,000.00	4.408	1387
912833LU2	185887	2000	US TREASURY STRIP	04/28/2008	11,305.75	.000	02/15/2025	25,000.00	4.780	1387
912833LU2	190601	2000	US TREASURY STRIP	02/27/2009	26,736.50	.000	02/15/2025	50,000.00	3.959	1387



Run Date: 5/5/2021 10:19:51 AM

Investments Outstanding As Of Date: 4/30/2021

INVENTORY BY MATURITY REPORT

CUSIP	Investment #	Fund	Issuer	Purchase Date	Current Book	Current Rate	Maturity Date	Current Par	YTM	Days to Maturity
912833LU2	190832	2000	US TREASURY STRIP	03/20/2009	26,256.50	.000	02/15/2025	50,000.00	4.090	1387
912833LU2	190958	2000	US TREASURY STRIP	03/30/2009	53,103.00	.000	02/15/2025	100,000.00	4.025	1387
912833LU2	191124	2000	US TREASURY STRIP	04/13/2009	2,750.00	.000	02/15/2025	5,000.00	3.809	1387
912833LU2	191215	2000	US TREASURY STRIP	04/16/2009	26,355.50	.000	02/15/2025	50,000.00	4.085	1387
912833LU2	191862	2000	US TREASURY STRIP	04/24/2009	26,435.00	.000	02/15/2025	50,000.00	4.072	1387
912833LU2	194861	2000	US TREASURY STRIP	02/08/2010	49,845.00	.000	02/15/2025	100,000.00	4.690	1387
912833LU2	195185	2000	US TREASURY STRIP	03/03/2010	25,037.00	.000	02/15/2025	50,000.00	4.679	1387
912833LU2	195392	2000	US TREASURY STRIP	03/12/2010	49,804.00	.000	02/15/2025	100,000.00	4.724	1387
912833LU2	195861	2000	US TREASURY STRIP	04/08/2010	24,416.00	.000	02/15/2025	50,000.00	4.883	1387
912833LU2	196886	2000	US TREASURY STRIP	04/30/2010	25,530.00	.000	02/15/2025	50,000.00	4.595	1387
912833LU2	203860	2000	US TREASURY STRIP	02/28/2011	27,180.00	.000	02/15/2025	50,000.00	4.413	1387
912833LU2	204507	2000	US TREASURY STRIP	04/12/2011	53,930.00	.000	02/15/2025	100,000.00	4.510	1387
912833LU2	205420	2000	US TREASURY STRIP	05/05/2011	56,398.00	.000	02/15/2025	100,000.00	4.199	1387
912833LU2	208703	2000	US TREASURY STRIP	02/16/2012	35,489.00	.000	02/15/2025	50,000.00	2.655	1387
912833LU2	208874	2000	US TREASURY STRIP	03/05/2012	71,366.00	.000	02/15/2025	100,000.00	2.622	1387
912833LU2	209013	2000	US TREASURY STRIP	03/19/2012	34,043.00	.000	02/15/2025	50,000.00	3.000	1387
912833LU2	209138	2000	US TREASURY STRIP	04/05/2012	34,583.00	.000	02/15/2025	50,000.00	2.887	1387
912833LU2	209930	2000	US TREASURY STRIP	04/30/2012	35,684.00	.000	02/15/2025	50,000.00	2.654	1387
912833LU2	213290	2000	US TREASURY STRIP	03/25/2013	37,514.00	.000	02/15/2025	50,000.00	2.430	1387
912833LU2	213362	2000	US TREASURY STRIP	03/28/2013	75,184.00	.000	02/15/2025	100,000.00	2.414	1387
912833LU2	213439	2000	US TREASURY STRIP	04/04/2013	38,052.50	.000	02/15/2025	50,000.00	2.314	1387
912833LU2	213506	2000	US TREASURY STRIP	04/12/2013	77,296.00	.000	02/15/2025	100,000.00	2.186	1387
912833LU2	214258	2000	US TREASURY STRIP	05/02/2013	78,032.00	.000	02/15/2025	100,000.00	2.115	1387
912833LU2	216912	2000	US TREASURY STRIP	03/21/2014	180,677.50	.000	02/15/2025	250,000.00	3.000	1387
912833LU2	220877	2000	US TREASURY STRIP	02/13/2015	32,390.80	.000	02/15/2025	40,000.00	2.120	1387
912833LU2	222351	2000	US TREASURY STRIP	04/30/2015	32,756.00	.000	02/15/2025	40,000.00	2.050	1387
912833LU2	225735	2000	USTREASURYSTRIP	03/17/2016	33,329.60	.000	02/15/2025	40,000.00	2.057	1387
912833LU2	225748	2000	USTREASURYSTRIP	03/17/2016	15,189.11	.000	02/15/2025	18,250.00	2.070	1387
912833LU2	229655	2000	S 0 02-15-25	02/24/2017	42,821.48	.000	02/15/2025	52,000.00	2.450	1387
912833LU2	230019	2000	S 0 02-15-25	03/24/2017	330,096.00	.000	02/15/2025	400,000.00	2.447	1387
912833LU2	230114	2000	S 0 02-15-25	03/30/2017	207,365.00	.000	02/15/2025	250,000.00	2.387	1387
912833LU2	230234	2000	S 0 02-15-25	04/06/2017	41,675.00	.000	02/15/2025	50,000.00	2.330	1387
912833LU2	230355	2000	S 0 02-15-25	04/17/2017	33,492.80	.000	02/15/2025	40,000.00	2.280	1387



Run Date: 5/5/2021 10:19:51 AM

Investments Outstanding As Of Date: 4/30/2021

INVENTORY BY MATURITY REPORT

CUSIP	Investment #	Fund	Issuer	Purchase Date	Current Book	Current Rate	Maturity Date	Current Par	YTM	Days to Maturity
912833LU2	230990	2000	S 0 02-15-25	04/28/2017	209,797.50	.000	02/15/2025	250,000.00	2.260	1387
912833LU2	235199	2000	S 0 02-15-25	02/15/2018	32,902.40	.000	02/15/2025	40,000.00	2.810	1387
912833LU2	235368	2000	S 0 02-15-25	03/01/2018	32,960.80	.000	02/15/2025	40,000.00	2.800	1387
912833LU2	235393	2000	S 0 02-15-25	03/01/2018	32,919.20	.000	02/15/2025	40,000.00	2.818	1387
912833LU2	235453	2000	S 0 02-15-25	03/05/2018	164,144.00	.000	02/15/2025	200,000.00	2.863	1387
912833LU2	235526	2000	S 0 02-15-25	03/08/2018	32,958.80	.000	02/15/2025	40,000.00	2.809	1387
912833LU2	236308	2000	S 0 02-15-25	04/26/2018	32,771.20	.000	02/15/2025	40,000.00	2.950	1387
912833LU2	244735	2000	S 0 02-15-25	03/19/2020	38,990.00	.000	02/15/2025	40,000.00	.522	1387
912833LU2	244838	2000	S 0 02-15-25	04/02/2020	24,518.00	.000	02/15/2025	25,000.00	.400	1387
912833LU2	249111	2000	S 0 02-15-25	03/12/2021	39,076.80	.000	02/15/2025	40,000.00	.595	1387
912833LU2	249139	2000	S 0 02-15-25	03/12/2021	78,153.60	.000	02/15/2025	80,000.00	.595	1387
3130ALHA5	248852	1010	FHLB 0.47 02-25-25	02/25/2021	15,000,000.00	.470	02/25/2025	15,000,000.00	.470	1397
3134GWMN3	246602	1010	FHLMC 0.52 02-27-25	08/27/2020	9,995,000.00	.520	02/27/2025	10,000,000.00	.531	1399
46513JEE7	244690	1010	ISRAEL BOND 1.95 3-01-25	03/15/2020	10,000,000.00	1.950	03/01/2025	10,000,000.00	1.950	1401
3133ELQY3	244676	1010	FFCB 1.21 03-03-25	03/11/2020	10,178,000.00	1.210	03/03/2025	10,000,000.00	.844	1403
3133ELQY3	244686	1010	FFCB 1.21 03-03-25	03/12/2020	10,148,000.00	1.210	03/03/2025	10,000,000.00	.905	1403
30231GAF9	248814	1030	XOM 2.709 03-06-25	02/24/2021	6,532,490.00	2.709	03/06/2025	6,100,000.00	.914	1406
30231GAF9	248936	1030	XOM 2.709 03-06-25	03/01/2021	5,328,300.00	2.709	03/06/2025	5,000,000.00	1.035	1406
3130AJBD0	244530	1010	FHLB 1.48 03-10-25	03/10/2020	11,550,000.00	1.480	03/10/2025	11,550,000.00	1.480	1410
3133EMJP8	247680	1010	FFCB 0.49 03-10-25	12/10/2020	15,000,000.00	.490	03/10/2025	15,000,000.00	.490	1410
3133ELTV6	244687	1010	FFCB 0.9 03-17-25	03/17/2020	9,994,300.00	.900	03/17/2025	10,000,000.00	.912	1417
3133EMTQ5	249171	1010	FFCB 0.7 3-17-25	03/17/2021	25,000,000.00	.700	03/17/2025	25,000,000.00	.700	1417
3133EMTQ5	249234	1010	FFCB 0.7 03-17-25	03/18/2021	18,981,000.00	.700	03/17/2025	19,000,000.00	.725	1417
3133EMTQ5	249265	1010	FFCB 0.7 03-17-25	03/22/2021	9,990,000.00	.700	03/17/2025	10,000,000.00	.725	1417
191216CN8	246065	1030	KO 2.95 03-25-25	06/15/2020	10,969,200.00	2.950	03/25/2025	10,000,000.00	.874	1425
191216CN8	248161	1030	KO 2.95 03-25-25	01/13/2021	5,469,100.00	2.950	03/25/2025	5,000,000.00	.680	1425
458140BP4	248182	1030	INTC 3.4 03-25-25	01/14/2021	5,520,750.00	3.400	03/25/2025	5,000,000.00	.868	1425
912828ZF0	246644	1020	T 0 1-2 03-31-25	08/27/2020	20,193,750.00	.500	03/31/2025	20,000,000.00	.288	1431
912828ZF0	248966	1020	T 0 1-2 03-31-25	03/01/2021	19,912,500.00	.500	03/31/2025	20,000,000.00	.609	1431
677522U77	244122	1010	OPFC Veterans Compensation	02/05/2020	4,830,000.00	1.960	04/01/2025	4,830,000.00	1.960	1432
3133EMBK7	247182	1010	FFCB 0.45 04-07-25	10/22/2020	4,991,000.00	.450	04/07/2025	5,000,000.00	.491	1438
31364DKF2	128970	2000	FNMA STRIP	02/07/2000	223,375.00	.000	04/08/2025	1,250,000.00	6.961	1439
3134GVKP2	244945	1010	FHLMC 1 04-21-25	04/21/2020	15,000,000.00	1.000	04/21/2025	15,000,000.00	1.000	1452



Run Date: 5/5/2021 10:19:51 AM

Investments Outstanding As Of Date: 4/30/2021

INVENTORY BY MATURITY REPORT

CUSIP	Investment #	Fund	Issuer	Purchase Date	Current Book	Current Rate	Maturity Date	Current Par	YTM	Days to Maturity
3133EMWH1	250023	1010	FFCB 0.71 04-21-25	04/22/2021	15,000,000.00	.710	04/21/2025	15,000,000.00	.710	1452
3135G03U5	245575	1010	FNMA 0 5-8 04-22-25	04/24/2020	14,969,100.00	.625	04/22/2025	15,000,000.00	.667	1453
3135G03U5	245799	1010	FNMA 0 5-8 04-22-25	05/04/2020	10,023,300.00	.625	04/22/2025	10,000,000.00	.577	1453
3134GVQQ4	245806	1010	FHLMC 0 3-4 04-30-25 0000	05/05/2020	15,000,000.00	.750	04/30/2025	15,000,000.00	.750	1461
3134GXAG9	247293	1010	FHLMC 0.46 5-2-25	11/02/2020	10,000,000.00	.460	05/02/2025	10,000,000.00	.460	1463
3134GVPJ1	245628	1010	FHLMC 0.7 05-06-25	05/06/2020	25,000,000.00	.700	05/06/2025	25,000,000.00	.700	1467
3134GVQY7	245819	1010	FHLMC 0.7 05-06-25 0001	05/12/2020	15,000,000.00	.700	05/06/2025	15,000,000.00	.700	1467
037833DT4	245809	1030	AAPL 1 1-8 05-11-25	05/11/2020	10,028,300.00	1.125	05/11/2025	10,000,000.00	1.067	1472
912833LVO	181171	2000	US TREASURY STRIP	05/31/2007	19,959.50	.000	05/15/2025	50,000.00	5.180	1476
912833LVO	181419	2000	US TREASURY STRIP	06/26/2007	19,228.50	.000	05/15/2025	50,000.00	5.415	1476
912833LVO	181560	2000	US TREASURY STRIP	07/06/2007	19,671.00	.000	05/15/2025	50,000.00	5.292	1476
912833LVO	181866	2000	US TREASURY STRIP	07/30/2007	40,080.00	.000	05/15/2025	100,000.00	5.205	1476
912833LVO	186338	2010	US TREASURY STRIP	05/22/2008	3,362,475.66	.000	05/15/2025	7,538,000.00	4.811	1476
912833LVO	186424	2000	US TREASURY STRIP	05/27/2008	22,582.00	.000	05/15/2025	50,000.00	4.740	1476
912833LVO	186669	2000	US TREASURY STRIP	06/09/2008	11,087.50	.000	05/15/2025	25,000.00	4.860	1476
912833LVO	187232	2000	US TREASURY STRIP	07/11/2008	4,607.10	.000	05/15/2025	10,000.00	4.654	1476
912833LVO	192221	2000	US TREASURY STRIP	05/13/2009	72,570.00	.000	05/15/2025	150,000.00	4.588	1476
912833LVO	193239	2000	US TREASURY STRIP	08/18/2009	23,949.52	.000	05/15/2025	50,000.00	4.731	1476
912833LVO	197106	2000	US TREASURY STRIP	05/11/2010	159,702.01	.000	05/15/2025	306,000.00	4.379	1476
912833LVO	197199	2000	US TREASURY STRIP	05/14/2010	12,980.00	.000	05/15/2025	25,000.00	4.417	1476
912833LVO	198379	2000	US TREASURY STRIP	06/30/2010	27,752.50	.000	05/15/2025	50,000.00	3.997	1476
912833LVO	198708	2000	US TREASURY STRIP	07/13/2010	55,350.00	.000	05/15/2025	100,000.00	4.026	1476
912833LVO	205479	2000	US TREASURY STRIP	05/09/2011	56,083.00	.000	05/15/2025	100,000.00	4.169	1476
912833LVO	206124	2000	US TREASURY STRIP	06/13/2011	58,012.00	.000	05/15/2025	100,000.00	3.950	1476
912833LVO	206330	2000	US TREASURY STRIP	06/23/2011	28,997.00	.000	05/15/2025	50,000.00	3.960	1476
912833LVO	206376	2000	US TREASURY STRIP	06/27/2011	28,917.00	.000	05/15/2025	50,000.00	3.983	1476
912833LVO	210183	2000	US TREASURY STRIP	05/16/2012	36,274.50	.000	05/15/2025	50,000.00	2.484	1476
912833LVO	210398	2000	US TREASURY STRIP	06/06/2012	38,344.00	.000	05/15/2025	50,000.00	2.062	1476
912833LVO	210604	2000	US TREASURY STRIP	06/25/2012	37,390.00	.000	05/15/2025	50,000.00	2.268	1476
912833LVO	214709	2000	US TREASURY STRIP	06/17/2013	36,371.00	.000	05/15/2025	50,000.00	2.690	1476
912833LVO	218187	2000	US TREASURY STRIP	06/26/2014	36,586.50	.000	05/15/2025	50,000.00	2.890	1476
912833LVO	218213	2000	US TREASURY STRIP	06/27/2014	36,483.50	.000	05/15/2025	50,000.00	2.917	1476
912833LVO	218583	2000	US TREASURY STRIP	07/31/2014	37,316.00	.000	05/15/2025	50,000.00	2.730	1476





Run Date: 5/5/2021 10:19:51 AM

Investments Outstanding As Of Date: 4/30/2021

INVENTORY BY MATURITY REPORT

CUSIP	Investment #	Fund	Issuer	Purchase Date	Current Book	Current Rate	Maturity Date	Current Par	YTM	Days to Maturity
912833LV0	222630	2000	US TREASURY STRIP	05/21/2015	197,090.00	.000	05/15/2025	250,000.00	2.396	1476
912833LV0	226878	2000	US TREASURY STRI ZERO-% 5	05/26/2016	101,092.80	.000	05/15/2025	120,000.00	1.921	1476
912833LV0	227317	2000	US TREASURY STRI ZERO-% 5	07/15/2016	43,758.50	.000	05/15/2025	50,000.00	1.515	1476
912833LV0	227501	2000	US TREASURY STRI ZERO-% 5	07/29/2016	34,722.80	.000	05/15/2025	40,000.00	1.615	1476
912833LV0	227673	2000	US TREASURY STRI ZERO-% 5	08/12/2016	86,709.00	.000	05/15/2025	100,000.00	1.635	1476
912833LV0	231307	2000	S 0 05-15-25	05/11/2017	33,151.20	.000	05/15/2025	40,000.00	2.358	1476
912833LV0	231594	2000	S 0 05-15-25	06/02/2017	33,612.80	.000	05/15/2025	40,000.00	2.200	1476
912833LV0	237034	2000	S 0 05-15-25	06/14/2018	32,686.40	.000	05/15/2025	40,000.00	2.940	1476
912833LV0	237319	2000	S 0 05-15-25	07/06/2018	32,952.80	.000	05/15/2025	40,000.00	2.846	1476
912833LV0	237413	2000	S 0 05-15-25	07/12/2018	32,964.40	.000	05/15/2025	40,000.00	2.847	1476
912833LV0	241258	2000	S 0 05-15-25	05/09/2019	34,713.20	.000	05/15/2025	40,000.00	2.370	1476
912833LV0	241682	2000	S 0 05-15-25	06/21/2019	35,730.80	.000	05/15/2025	40,000.00	1.922	1476
912833LV0	241907	2000	S 0 05-15-25	07/11/2019	35,793.60	.000	05/15/2025	40,000.00	1.910	1476
912833LV0	242042	2000	S 0 05-15-25	07/22/2019	223,662.50	.000	05/15/2025	250,000.00	1.924	1476
912833LV0	242101	2000	S 0 05-15-25	07/26/2019	35,938.80	.000	05/15/2025	40,000.00	1.853	1476
912833LV0	245847	2000	S 0 05-15-25	05/18/2020	39,253.60	.000	05/15/2025	40,000.00	.378	1476
912833LV0	246027	2000	S 0 05-15-25	06/12/2020	39,103.20	.000	05/15/2025	40,000.00	.461	1476
912833LV0	246089	2000	S 0 05-15-25	06/19/2020	39,215.60	.000	05/15/2025	40,000.00	.404	1476
912833LV0	246252	2000	S 0 05-15-25	07/16/2020	39,348.80	.000	05/15/2025	40,000.00	.340	1476
912833LV0	246276	2000	S 0 05-15-25	07/16/2020	39,348.80	.000	05/15/2025	40,000.00	.340	1476
912833LV0	246317	2000	S 0 05-15-25	07/20/2020	39,359.60	.000	05/15/2025	40,000.00	.335	1476
3133ELC28	245934	1010	FFCB 0.73 05-27-25	05/28/2020	24,968,750.00	.730	05/27/2025	25,000,000.00	.756	1488
3134GVB31	245993	1010	FHLMC 0 3-4 05-28-25	06/05/2020	13,401,867.00	.750	05/28/2025	13,422,000.00	.781	1489
912828ZT0	249086	1020	T 0 1-4 05-31-25	03/09/2021	24,560,546.88	.250	05/31/2025	25,000,000.00	.672	1492
69353REQ7	248113	1030	PNC 3 1-4 06-01-25 BKNT	01/08/2021	11,304,048.00	3.250	06/01/2025	10,200,000.00	.743	1493
3130ALHP2	248886	1010	FHLB 0.59 06-10-25	03/10/2021	15,000,000.00	.590	06/10/2025	15,000,000.00	.590	1502
3135G04Z3	246986	1010	FNMA 0 1-2 06-17-25	10/07/2020	15,442,812.00	.500	06/17/2025	15,400,000.00	.440	1509
3135G04Z3	247351	1010	FNMA 0 1-2 06-17-25	11/04/2020	15,000,000.00	.500	06/17/2025	15,000,000.00	.500	1509
48128GU40	246123	1030	JPM 1.05 6-23-25	06/23/2020	10,000,000.00	1.050	06/23/2025	10,000,000.00	1.050	1515
3136G4WF6	245994	1010	FNMA 0.81 06-24-25	06/24/2020	15,000,000.00	.810	06/24/2025	15,000,000.00	.810	1516
912828ZW3	246950	1020	T 0 1-4 06-30-25	10/02/2020	24,976,562.50	.250	06/30/2025	25,000,000.00	.270	1522
912828ZW3	246974	1020	T 0 1-4 06-30-25	10/06/2020	19,951,562.50	.250	06/30/2025	20,000,000.00	.302	1522
912828ZW3	246984	1020	T 0 1-4 06-30-25	10/07/2020	19,940,625.00	.250	06/30/2025	20,000,000.00	.313	1522



Run Date: 5/5/2021 10:19:51 AM

Investments Outstanding As Of Date: 4/30/2021

INVENTORY BY MATURITY REPORT

CUSIP	Investment #	Fund	Issuer	Purchase Date	Current Book	Current Rate	Maturity Date	Current Par	YTM	Days to Maturity
912828ZW3	247746	1020	T 0.25 6-30-25	12/07/2020	9,940,625.00	.250	06/30/2025	10,000,000.00	.381	1522
3136G4YT4	246184	1010	FNMA 0 3-4 07-14-25	07/14/2020	10,000,000.00	.750	07/14/2025	10,000,000.00	.750	1536
46625HMN7	246895	1030	JPM 3.9 07-15-25	09/29/2020	4,525,736.00	3.900	07/15/2025	3,998,000.00	1.068	1537
46625HMN7	247830	1030	JPM 3.9 07-15-25	12/15/2020	6,355,691.67	3.900	07/15/2025	5,617,000.00	.960	1537
3134GV5V6	246204	1010	FHLMC 0.6 07-22-25	07/22/2020	15,000,000.00	.600	07/22/2025	15,000,000.00	.600	1544
3133ELX33	246387	1010	FFCB 0.69 7.22.25	07/23/2020	9,995,000.00	.690	07/22/2025	10,000,000.00	.700	1544
3136G4D75	246418	1010	FNMA 0.6 07-29-25 0000	07/29/2020	20,000,000.00	.600	07/29/2025	20,000,000.00	.600	1551
3136G4ZP1	246312	1010	FNMA 0.65 07-30-25	07/30/2020	14,976,750.00	.650	07/30/2025	15,000,000.00	.682	1552
91282CAB7	246542	1020	T 0 1-4 07-31-25	08/13/2020	19,951,562.50	.250	07/31/2025	20,000,000.00	.299	1553
91282CAB7	246633	1020	T 0 1-4 07-31-25	08/26/2020	19,956,250.00	.250	07/31/2025	20,000,000.00	.295	1553
3136G4B77	246417	1010	FNMA 0.7 08-04-25	08/04/2020	10,000,000.00	.700	08/04/2025	10,000,000.00	.700	1557
3136G4C43	246419	1010	FNMA 0.65 08-14-25	08/14/2020	15,000,000.00	.650	08/14/2025	15,000,000.00	.650	1567
3135G05S8	246512	1010	FNMA 0 1-2 08-14-25	08/14/2020	20,000,000.00	.500	08/14/2025	20,000,000.00	.500	1567
912833LW8	178337	2000	US TREASURY STRIP	10/04/2006	20,025.00	.000	08/15/2025	50,000.00	4.910	1568
912833LW8	178591	2000	US TREASURY STRIP	10/26/2006	53,924.88	.000	08/15/2025	138,000.00	5.060	1568
912833LW8	179001	2000	US TREASURY STRIP	11/28/2006	20,561.50	.000	08/15/2025	50,000.00	4.805	1568
912833LW8	182225	2000	US TREASURY STRIP	08/28/2007	40,395.00	.000	08/15/2025	100,000.00	5.110	1568
912833LW8	182556	2000	US TREASURY STRIP	09/25/2007	40,300.00	.000	08/15/2025	100,000.00	5.146	1568
912833LW8	182761	2000	US TREASURY STRIP	10/05/2007	41,591.00	.000	08/15/2025	100,000.00	4.972	1568
912833LW8	188072	2000	US TREASURY STRIP	09/15/2008	23,900.00	.000	08/15/2025	50,000.00	4.412	1568
912833LW8	188167	2010	US TREASURY STRIP	09/22/2008	283,253.76	.000	08/15/2025	576,000.00	4.245	1568
912833LW8	193258	2000	US TREASURY STRIP	08/18/2009	47,575.25	.000	08/15/2025	100,000.00	4.700	1568
912833LW8	199566	2000	US TREASURY STRIP	08/13/2010	28,213.50	.000	08/15/2025	50,000.00	3.850	1568
912833LW8	200628	2000	US TREASURY STRIP	09/24/2010	58,269.00	.000	08/15/2025	100,000.00	3.660	1568
912833LW8	207495	2000	US TREASURY STRIP	09/23/2011	34,194.00	.000	08/15/2025	50,000.00	2.754	1568
912833LW8	207865	2000	US TREASURY STRIP	10/31/2011	66,683.00	.000	08/15/2025	100,000.00	2.960	1568
912833LW8	207918	2000	US TREASURY STRIP	11/03/2011	33,304.50	.000	08/15/2025	50,000.00	2.970	1568
912833LW8	211244	2000	US TREASURY STRIP	08/17/2012	37,131.50	.000	08/15/2025	50,000.00	2.303	1568
912833LW8	211304	2000	US TREASURY STRIP	08/22/2012	73,174.00	.000	08/15/2025	100,000.00	2.421	1568
912833LW8	215299	2000	US TREASURY STRIP	08/16/2013	34,042.50	.000	08/15/2025	50,000.00	3.230	1568
912833LW8	215622	2000	US TREASURY STRIP	09/26/2013	34,202.00	.000	08/15/2025	50,000.00	3.221	1568
912833LW8	215886	2000	US TREASURY STRIP	11/01/2013	70,071.00	.000	08/15/2025	100,000.00	3.040	1568
912833LW8	218841	2000	US TREASURY STRIP	08/28/2014	299,544.00	.000	08/15/2025	400,000.00	2.655	1568



Run Date: 5/5/2021 10:19:51 AM

Investments Outstanding As Of Date: 4/30/2021

INVENTORY BY MATURITY REPORT

CUSIP	Investment #	Fund	Issuer	Purchase Date	Current Book	Current Rate	Maturity Date	Current Par	YTM	Days to Maturity
912833LW8	219033	2000	US TREASURY STRIP	09/18/2014	73,400.00	.000	08/15/2025	100,000.00	2.855	1568
912833LW8	219294	2000	US TREASURY STRIP	10/17/2014	30,580.80	.000	08/15/2025	40,000.00	2.495	1568
912833LW8	224333	2000	USTREASURYSTRIP	10/08/2015	80,922.00	.000	08/15/2025	100,000.00	2.160	1568
912833LW8	224487	2000	USTREASURYSTRIP	10/22/2015	80,988.00	.000	08/15/2025	100,000.00	2.160	1568
912833LW8	224565	2000	USTREASURYSTRIP	10/29/2015	32,300.00	.000	08/15/2025	40,000.00	2.195	1568
912833LW8	228077	2000	US TREASURY STRI ZERO-% 8	09/23/2016	42,954.50	.000	08/15/2025	50,000.00	1.715	1568
912833LW8	228289	2000	US TREASURY STRI ZERO-% 8	10/14/2016	213,387.50	.000	08/15/2025	250,000.00	1.800	1568
912833LW8	234132	2000	S 0 08-15-25	10/26/2017	33,358.80	.000	08/15/2025	40,000.00	2.340	1568
912833LW8	234156	2000	S 0 08-15-25	10/26/2017	41,698.50	.000	08/15/2025	50,000.00	2.340	1568
912833LW8	234191	2000	S 0 08-15-25	10/27/2017	20,818.25	.000	08/15/2025	25,000.00	2.360	1568
912833LW8	237893	2000	S 0 08-15-25	08/23/2018	98,767.20	.000	08/15/2025	120,000.00	2.810	1568
912833LW8	237921	2000	S 0 08-15-25	08/23/2018	32,945.20	.000	08/15/2025	40,000.00	2.800	1568
912833LW8	237934	2000	S 0 08-15-25	08/23/2018	205,827.50	.000	08/15/2025	250,000.00	2.806	1568
912833LW8	238211	2000	S 0 08-15-25	09/13/2018	32,773.20	.000	08/15/2025	40,000.00	2.900	1568
912833LW8	238688	2000	S 0 08-15-25	10/25/2018	323,192.00	.000	08/15/2025	400,000.00	3.157	1568
912833LW8	242342	2000	S 0 08-15-25	08/19/2019	22,832.50	.000	08/15/2025	25,000.00	1.520	1568
912833LW8	242571	2000	S 0 08-15-25	09/06/2019	91,976.00	.000	08/15/2025	100,000.00	1.413	1568
912833LW8	242664	2000	S 0 08-15-25	09/12/2019	72,920.80	.000	08/15/2025	80,000.00	1.570	1568
912833LW8	242801	2000	S 0 08-15-25	09/23/2019	226,035.00	.000	08/15/2025	250,000.00	1.717	1568
912833LW8	246479	2000	S 0 08-15-25	08/10/2020	39,442.80	.000	08/15/2025	40,000.00	.280	1568
912833LW8	246784	2000	US Treasury Strip 08,15,2025	09/18/2020	78,742.88	.000	08/15/2025	80,000.00	.323	1568
912833LW8	247004	2000	S 0 08-15-25	10/13/2020	39,243.20	.000	08/15/2025	40,000.00	.395	1568
912833LW8	247131	2000	S 0 08-15-25	10/22/2020	39,263.16	.000	08/15/2025	40,000.00	.386	1568
3136G4H30	246443	1010	FNMA 0.6 08-18-25 0000	08/18/2020	15,000,000.00	.600	08/18/2025	15,000,000.00	.600	1571
3136G4H71	246499	1010	FNMA 0 1-2 08-18-25	08/18/2020	7,500,000.00	.500	08/18/2025	7,500,000.00	.500	1571
3136G4H63	246500	1010	FNMA 0.55 08-19-25	08/19/2020	10,000,000.00	.550	08/19/2025	10,000,000.00	.550	1572
3136G4R47	246546	1010	FNMA 0 5-8 08-19-25	08/19/2020	20,000,000.00	.625	08/19/2025	20,000,000.00	.625	1572
3136G4K77	246511	1010	FNMA 0.45 08-21-25	08/21/2020	10,000,000.00	.450	08/21/2025	10,000,000.00	.450	1574
3136G4N74	246584	1010	FNMA 0.56 08-21-25	08/21/2020	10,000,000.00	.560	08/21/2025	10,000,000.00	.560	1574
3136G4P98	246532	1010	FNMA 0 1-2 08-25-25	08/25/2020	14,980,500.00	.500	08/25/2025	15,000,000.00	.526	1578
3135G05X7	249071	1010	FNMA 0 3-8 08-25-25	03/08/2021	9,856,100.00	.375	08/25/2025	10,000,000.00	.703	1578
3136G4W41	249419	1010	FNMA 0.65 8-25-25	04/06/2021	11,890,800.00	.650	08/25/2025	12,000,000.00	.862	1578
46513JRR4	246755	1010	8TH INVST BOND 5 YEAR	09/15/2020	10,000,000.00	1.590	09/01/2025	10,000,000.00	1.590	1585



Run Date: 5/5/2021 10:19:51 AM

Investments Outstanding As Of Date: 4/30/2021

INVENTORY BY MATURITY REPORT

CUSIP	Investment #	Fund	Issuer	Purchase Date	Current Book	Current Rate	Maturity Date	Current Par	YTM	Days to Maturity
3130AK4T0	246724	1010	FHLB 0.58 09-11-25	09/11/2020	9,987,500.00	.580	09/11/2025	10,000,000.00	.605	1595
3137EAEX3	247183	1010	FHLMC 0 3-8 09-23-25	10/22/2020	9,949,000.00	.375	09/23/2025	10,000,000.00	.480	1607
3137EAEX3	247225	1010	FHLMC 0 3-8 09-23-25	10/26/2020	4,966,550.00	.375	09/23/2025	5,000,000.00	.513	1607
3134GWW93	246865	1010	FHLMC 0.55 09-30-25 0000	09/30/2020	5,000,000.00	.550	09/30/2025	5,000,000.00	.550	1614
91282CAM3	246975	1020	T O 1-4 09-30-25	10/06/2020	19,940,625.00	.250	09/30/2025	20,000,000.00	.310	1614
91282CAM3	246995	1020	T O 1-4 09-30-25	10/08/2020	19,917,968.75	.250	09/30/2025	20,000,000.00	.333	1614
91282CAM3	247185	1020	T O 1-4 09-30-25	10/22/2020	19,898,437.50	.250	09/30/2025	20,000,000.00	.354	1614
3134GWVX1	246864	1010	FHLMC 0.53 10-07-25	10/07/2020	20,000,000.00	.530	10/07/2025	20,000,000.00	.530	1621
3134GWW36	246863	1010	FHLMC 0.48 10-14-25	10/14/2020	20,000,000.00	.480	10/14/2025	20,000,000.00	.480	1628
3134GWW44	246862	1010	FHLMC 0.45 10-15-25	10/15/2020	19,945,500.00	.450	10/15/2025	20,000,000.00	.505	1629
46647PBF2	248392	1030	JPM 2.301 10-15-25	01/27/2021	10,591,000.00	2.301	10/15/2025	10,000,000.00	1.014	1629
89236THP3	248935	1030	TOYOTA 0.8 10-16-25 MTN	03/01/2021	9,927,000.00	.800	10/16/2025	10,000,000.00	.962	1630
89236THP3	249182	1030	TOYOTA 0.8 10-16-25 MTN	03/15/2021	4,940,250.00	.800	10/16/2025	5,000,000.00	1.068	1630
89236THP3	249280	1030	TOYOTA 0.8 10-16-25 MTN	03/24/2021	4,927,500.00	.800	10/16/2025	5,000,000.00	1.127	1630
3134GWZG4	246987	1010	FHLMC 0.6 10-20-25	10/20/2020	20,000,000.00	.600	10/20/2025	20,000,000.00	.600	1634
3134GW4Z6	247079	1010	FHLMC 0.54 10-27-25	10/27/2020	15,000,000.00	.540	10/27/2025	15,000,000.00	.540	1641
3136G45C3	247168	1010	FNMA 0.54 10-27-25	10/27/2020	14,991,000.00	.540	10/27/2025	15,000,000.00	.552	1641
3134GW4Z6	247226	1010	FHLMC 0.54 10-27-25	10/27/2020	5,440,462.50	.540	10/27/2025	5,450,000.00	.576	1641
3134GWYZ3	246988	1010	FHLMC 0.53 10-28-25	10/28/2020	15,000,000.00	.530	10/28/2025	15,000,000.00	.530	1642
3136G46S7	247184	1010	FNMA 0.56 10-28-25	10/28/2020	10,000,000.00	.560	10/28/2025	10,000,000.00	.560	1642
3135GA2A8	247406	1010	FNMA 0.58 10-28-25	11/10/2020	14,979,000.00	.580	10/28/2025	15,000,000.00	.609	1642
91282CAT8	247292	1020	T O 1-4 10-31-25	11/02/2020	19,878,125.00	.250	10/31/2025	20,000,000.00	.373	1645
91282CAT8	247303	1020	T O 1-4 10-31-25	11/02/2020	9,935,156.25	.250	10/31/2025	10,000,000.00	.381	1645
91282CAT8	247317	1020	T O 1-4 10-31-25	11/04/2020	19,859,375.00	.250	10/31/2025	20,000,000.00	.392	1645
91282CAT8	247394	1020	T O 1-4 10-31-25	11/10/2020	19,817,187.50	.250	10/31/2025	20,000,000.00	.436	1645
3133EMFS6	247291	1010	FFCB 0.46 11-03-25	11/03/2020	9,980,200.00	.460	11/03/2025	10,000,000.00	.500	1648
594918BJ2	249206	1030	MSFT 3 1-8 11-03-25	03/17/2021	10,925,000.00	3.125	11/03/2025	10,000,000.00	1.071	1648
3135G06G3	247407	1010	FNMA 0.50 11-07-25	11/12/2020	22,917,660.00	.500	11/07/2025	23,000,000.00	.573	1652
3135G06G3	247615	1010	FNMA 0 1-2 11-07-25	11/27/2020	5,000,000.00	.500	11/07/2025	5,000,000.00	.500	1652
912833LX6	179299	2000	US TREASURY STRIP	12/18/2006	101,300.00	.000	11/15/2025	250,000.00	4.835	1660
912833LX6	179705	2000	US TREASURY STRIP	01/31/2007	57,760.50	.000	11/15/2025	150,000.00	5.145	1660
912833LX6	183735	2000	US TREASURY STRIP	12/05/2007	22,105.00	.000	11/15/2025	50,000.00	4.601	1660
912833LX6	183942	2000	US TREASURY STRIP	12/19/2007	42,101.00	.000	11/15/2025	100,000.00	4.890	1660



Run Date: 5/5/2021 10:19:51 AM

Investments Outstanding As Of Date: 4/30/2021

INVENTORY BY MATURITY REPORT

CUSIP	Investment #	Fund	Issuer	Purchase Date	Current Book	Current Rate	Maturity Date	Current Par	YTM	Days to Maturity
912833LX6	184232	2000	US TREASURY STRIP	01/10/2008	66,975.00	.000	11/15/2025	150,000.00	4.570	1660
912833LX6	189219	2000	US TREASURY STRIP	11/21/2008	46,964.00	.000	11/15/2025	100,000.00	4.500	1660
912833LX6	189266	2000	US TREASURY STRIP	11/21/2008	2,400.00	.000	11/15/2025	5,000.00	4.369	1660
912833LX6	189964	2000	US TREASURY STRIP	01/12/2009	137,542.50	.000	11/15/2025	250,000.00	3.580	1660
912833LX6	190252	2000	US TREASURY STRIP	02/04/2009	52,010.00	.000	11/15/2025	100,000.00	3.935	1660
912833LX6	194198	2000	US TREASURY STRIP	11/24/2009	49,295.00	.000	11/15/2025	100,000.00	4.477	1660
912833LX6	194731	2000	US TREASURY STRIP	01/28/2010	24,260.00	.000	11/15/2025	50,000.00	4.631	1660
912833LX6	201937	2000	US TREASURY STRIP	11/17/2010	27,772.50	.000	11/15/2025	50,000.00	3.960	1660
912833LX6	202152	2000	US TREASURY STRIP	11/24/2010	27,348.50	.000	11/15/2025	50,000.00	4.070	1660
912833LX6	203392	2000	US TREASURY STRIP	01/31/2011	52,041.00	.000	11/15/2025	100,000.00	4.466	1660
912833LX6	212194	2000	US TREASURY STRIP	11/30/2012	112,654.50	.000	11/15/2025	150,000.00	2.222	1660
912833LX6	212324	2000	US TREASURY STRIP	12/13/2012	263,497.50	.000	11/15/2025	350,000.00	2.209	1660
912833LX6	212653	2000	US TREASURY STRIP	01/17/2013	36,596.50	.000	11/15/2025	50,000.00	2.448	1660
912833LX6	216073	2000	US TREASURY STRIP	11/21/2013	34,077.50	.000	11/15/2025	50,000.00	3.225	1660
912833LX6	216418	2000	US TREASURY STRIP	01/09/2014	66,572.00	.000	11/15/2025	100,000.00	3.464	1660
912833LX6	219697	2000	US TREASURY STRIP	11/20/2014	187,192.50	.000	11/15/2025	250,000.00	2.651	1660
912833LX6	220248	2000	US TREASURY STRIP	01/09/2015	39,733.00	.000	11/15/2025	50,000.00	2.130	1660
912833LX6	220350	2000	US TREASURY STRIP	01/20/2015	79,626.00	.000	11/15/2025	100,000.00	2.117	1660
912833LX6	220436	2000	US TREASURY STRIP	01/26/2015	80,658.00	.000	11/15/2025	100,000.00	2.000	1660
912833LX6	220457	2000	US TREASURY STRIP	01/26/2015	40,253.50	.000	11/15/2025	50,000.00	2.018	1660
912833LX6	220476	2000	US TREASURY STRIP	01/26/2015	32,211.60	.000	11/15/2025	40,000.00	2.015	1660
912833LX6	220505	2000	US TREASURY STRIP	01/27/2015	201,440.00	.000	11/15/2025	250,000.00	2.010	1660
912833LX6	220609	2000	US TREASURY STRIP	01/29/2015	200,487.50	.000	11/15/2025	250,000.00	2.055	1660
912833LX6	225023	2000	USTREASURYSTRI	12/24/2015	198,137.50	.000	11/15/2025	250,000.00	2.364	1660
912833LX6	225362	2000	USTREASURYSTRI	02/04/2016	81,233.00	.000	11/15/2025	100,000.00	2.137	1660
912833LX6	228574	2000	US TREASURY STRI ZERO-% 1	11/14/2016	15,188.94	.000	11/15/2025	18,000.00	1.895	1660
912833LX6	229118	2000	S 0 11-15-25	01/12/2017	16,070.40	.000	11/15/2025	20,000.00	2.490	1660
912833LX6	229119	2000	S 0 11-15-25	01/12/2017	16,070.40	.000	11/15/2025	20,000.00	2.490	1660
912833LX6	229262	2000	S 0 11-15-25	01/26/2017	200,375.00	.000	11/15/2025	250,000.00	2.530	1660
912833LX6	229408	2000	S 0 11-15-25	02/02/2017	31,964.40	.000	11/15/2025	40,000.00	2.570	1660
912833LX6	234360	2000	S 0 11-15-25	11/16/2017	82,696.00	.000	11/15/2025	100,000.00	2.390	1660
912833LX6	234933	2000	S 0 11-15-25	01/25/2018	32,496.40	.000	11/15/2025	40,000.00	2.680	1660
912833LX6	235059	2000	S 0 11-15-25	02/02/2018	32,415.60	.000	11/15/2025	40,000.00	2.720	1660



Run Date: 5/5/2021 10:19:51 AM

Investments Outstanding As Of Date: 4/30/2021

INVENTORY BY MATURITY REPORT

CUSIP	Investment #	Fund	Issuer	Purchase Date	Current Book	Current Rate	Maturity Date	Current Par	YTM	Days to Maturity
912833LX6	243386	2000	S 0 11-15-25	11/15/2019	35,778.00	.000	11/15/2025	40,000.00	1.868	1660
912833LX6	243629	2000	S 0 11-15-25	12/09/2019	36,219.60	.000	11/15/2025	40,000.00	1.680	1660
912833LX6	243722	2000	S 0 11-15-25	12/16/2019	36,019.60	.000	11/15/2025	40,000.00	1.780	1660
912833LX6	247329	2000	S 0 11-15-25	11/06/2020	39,126.40	.000	11/15/2025	40,000.00	.440	1660
912833LX6	247469	2000	S 0 11-15-25	11/19/2020	78,099.20	.000	11/15/2025	80,000.00	.483	1660
912833LX6	247634	2000	S 0 11-15-25	12/03/2020	39,186.40	.000	11/15/2025	40,000.00	.416	1660
912833LX6	247786	2000	S 0 11-15-25	12/14/2020	39,123.20	.000	11/15/2025	40,000.00	.451	1660
912833LX6	247846	2000	S 0 11-15-25	12/17/2020	39,212.80	.000	11/15/2025	40,000.00	.405	1660
3135GA2Z3	247405	1010	FNMA 0.56 11-17-25 0000	11/17/2020	14,958,000.00	.560	11/17/2025	15,000,000.00	.617	1662
91159HHU7	248486	1030	USB 3.95 11-17-25 MTN	02/02/2021	3,153,346.20	3.950	11/17/2025	2,745,000.00	.781	1662
3135GA4P3	247423	1010	FNMA 0.65 11.18.25	11/18/2020	10,000,000.00	.650	11/18/2025	10,000,000.00	.650	1663
3134GXFA7	247584	1010	FHLMC 0.65 11-26-25	11/30/2020	15,000,000.00	.650	11/26/2025	15,000,000.00	.650	1671
91282CAZ4	247614	1020	T 0 3-8 11-30-25	11/30/2020	9,995,312.50	.375	11/30/2025	10,000,000.00	.384	1675
91282CAZ4	247684	1020	T 0 3-8 11-30-25	12/02/2020	14,973,046.88	.375	11/30/2025	15,000,000.00	.411	1675
91282CAZ4	249087	1020	T 0 3-8 11-30-25	03/09/2021	24,523,437.50	.375	11/30/2025	25,000,000.00	.786	1675
48128GZ52	247920	1030	JPM 0.8 12-21-25 GMTN	12/21/2020	20,000,000.00	.800	12/21/2025	20,000,000.00	.800	1696
3130ALMN1	249056	1010	FHLB 0.87 12-24-25	03/24/2021	25,000,000.00	.870	12/24/2025	25,000,000.00	.870	1699
3135G06Q1	247807	1010	FNMA 0.64 12-30-25	12/30/2020	15,000,000.00	.640	12/30/2025	15,000,000.00	.640	1705
3135G06Q1	248181	1010	FNMA 0.64 12-30-25	01/13/2021	11,509,000.00	.640	12/30/2025	11,509,000.00	.640	1705
3134GXHL1	249090	1010	FHLMC 0.7 12-30-25	03/09/2021	19,072,900.00	.700	12/30/2025	19,250,000.00	.896	1705
91282CBC4	248026	1020	T 0 3-8 12-31-25	12/31/2020	9,998,437.50	.375	12/31/2025	10,000,000.00	.378	1706
91282CBC4	248112	1020	T 0 3-8 12-31-25	01/07/2021	19,951,562.50	.375	12/31/2025	20,000,000.00	.424	1706
91282CBC4	248130	1020	T 0 3-8 12-31-25	01/08/2021	19,925,000.00	.375	12/31/2025	20,000,000.00	.451	1706
91282CBC4	248141	1020	T 0 3-8 12-31-25	01/11/2021	14,925,000.00	.375	12/31/2025	15,000,000.00	.477	1706
91282CBC4	248157	1020	T 0 3-8 12-31-25	01/12/2021	14,915,625.00	.375	12/31/2025	15,000,000.00	.490	1706
31359YCT2	147430	2000	FNMA STRIP	03/07/2001	510,114.50	.000	01/15/2026	2,350,000.00	6.240	1721
31359YCT2	173960	2000	FNMA STRIP	12/13/2005	94,640.82	.000	01/15/2026	267,000.00	5.230	1721
3130AKQM1	248160	1010	FHLB 0.3 01-27-26	01/27/2021	20,000,000.00	.300	01/27/2026	20,000,000.00	.300	1733
3135G06R9	248085	1010	FNMA 0.55 01-28-26	01/28/2021	25,000,000.00	.550	01/28/2026	25,000,000.00	.550	1734
3130AKN51	248114	1010	FHLB 0.52 01-28-26	01/28/2021	25,000,000.00	.520	01/28/2026	25,000,000.00	.520	1734
3130AKQ82	248159	1010	FHLB 0.6 01-28-26 0001	01/28/2021	15,000,000.00	.600	01/28/2026	15,000,000.00	.600	1734
3130AKPF7	248228	1010	FHLB 0.58 01-28-26	01/28/2021	15,442,275.00	.580	01/28/2026	15,450,000.00	.590	1734
48128G2B5	248418	1030	JPM 0.82 01-28-26 GMTN	01/28/2021	10,000,000.00	.820	01/28/2026	10,000,000.00	.820	1734



Run Date: 5/5/2021 10:19:51 AM

Investments Outstanding As Of Date: 4/30/2021

INVENTORY BY MATURITY REPORT

CUSIP	Investment #	Fund	Issuer	Purchase Date	Current Book	Current Rate	Maturity Date	Current Par	YTM	Days to Maturity
3130AKUC8	248487	1010	FHLB 0.3 01-28-26	02/01/2021	9,492,875.00	.300	01/28/2026	9,500,000.00	.315	1734
3130AKVP8	248393	1010	FHLB 0.35 01-29-26 0000	01/29/2021	24,998,125.00	.350	01/29/2026	25,000,000.00	.352	1735
91282CBH3	248526	1020	T 0 3-8 01-31-26	02/03/2021	9,968,750.00	.375	01/31/2026	10,000,000.00	.438	1737
91282CBH3	248593	1020	T 0 3-8 01-31-26	02/09/2021	9,948,437.50	.375	01/31/2026	10,000,000.00	.480	1737
91282CBH3	248708	1020	T 0 3-8 01-31-26	02/17/2021	14,873,437.50	.375	01/31/2026	15,000,000.00	.548	1737
91282CBH3	248763	1020	T 0 3-8 01-31-26	02/18/2021	9,912,500.00	.375	01/31/2026	10,000,000.00	.554	1737
91282CBH3	248764	1020	T 0 3-8 01-31-26	02/19/2021	19,815,625.00	.375	01/31/2026	20,000,000.00	.564	1737
91282CBH3	249072	1020	T 0 3-8 01-31-26	03/08/2021	19,581,250.00	.375	01/31/2026	20,000,000.00	.812	1737
91282CBH3	249085	1020	T 0 3-8 01-31-26	03/09/2021	14,676,562.50	.375	01/31/2026	15,000,000.00	.825	1737
46514TPV4	248467	1010	ISRAEL BOND 1.20 02-01-26	02/01/2021	5,000,000.00	1.200	02/01/2026	5,000,000.00	1.200	1738
46514TZG6	248468	1010	ISRAEL BOND 1.35 02-01-26	02/01/2021	5,000,000.00	1.350	02/01/2026	5,000,000.00	1.350	1738
037833EB2	248523	1030	AAPL 0.7 02-08-26	02/08/2021	3,991,600.00	.700	02/08/2026	4,000,000.00	.743	1745
037833EB2	248524	1030	AAPL 0.7 02-08-26	02/08/2021	5,987,640.00	.700	02/08/2026	6,000,000.00	.742	1745
037833EB2	248812	1030	AAPL 0.7 02-08-26	02/24/2021	9,950,000.00	.700	02/08/2026	10,000,000.00	.803	1745
912833LY4	180373	2000	US TREASURY STRIP	04/03/2007	19,799.00	.000	02/15/2026	50,000.00	4.970	1752
912833LY4	180525	2000	US TREASURY STRIP	04/12/2007	38,853.00	.000	02/15/2026	100,000.00	5.080	1752
912833LY4	180741	2000	US TREASURY STRIP	04/30/2007	39,780.00	.000	02/15/2026	100,000.00	4.965	1752
912833LY4	184843	2000	US TREASURY STRIP	02/28/2008	4,213.13	.000	02/15/2026	10,000.00	4.870	1752
912833LY4	185233	2000	US TREASURY STRIP	03/27/2008	4,515.00	.000	02/15/2026	10,000.00	4.495	1752
912833LY4	185276	2000	US TREASURY STRIP	03/28/2008	22,677.50	.000	02/15/2026	50,000.00	4.470	1752
912833LY4	185602	2000	US TREASURY STRIP	04/16/2008	22,691.00	.000	02/15/2026	50,000.00	4.480	1752
912833LY4	185624	2000	US TREASURY STRIP	04/16/2008	4,560.00	.000	02/15/2026	10,000.00	4.452	1752
912833LY4	185888	2000	US TREASURY STRIP	04/28/2008	10,765.25	.000	02/15/2026	25,000.00	4.790	1752
912833LY4	190602	2000	US TREASURY STRIP	02/27/2009	26,175.00	.000	02/15/2026	50,000.00	3.851	1752
912833LY4	190833	2000	US TREASURY STRIP	03/20/2009	25,593.50	.000	02/15/2026	50,000.00	4.000	1752
912833LY4	190959	2000	US TREASURY STRIP	03/30/2009	51,783.00	.000	02/15/2026	100,000.00	3.937	1752
912833LY4	191125	2000	US TREASURY STRIP	04/13/2009	2,650.00	.000	02/15/2026	5,000.00	3.805	1752
912833LY4	191216	2000	US TREASURY STRIP	04/16/2009	25,434.50	.000	02/15/2026	50,000.00	4.056	1752
912833LY4	191863	2000	US TREASURY STRIP	04/24/2009	25,615.00	.000	02/15/2026	50,000.00	4.018	1752
912833LY4	194862	2000	US TREASURY STRIP	02/08/2010	47,142.00	.000	02/15/2026	100,000.00	4.750	1752
912833LY4	195186	2000	US TREASURY STRIP	03/03/2010	23,685.00	.000	02/15/2026	50,000.00	4.738	1752
912833LY4	195393	2000	US TREASURY STRIP	03/12/2010	47,053.00	.000	02/15/2026	100,000.00	4.789	1752
912833LY4	195862	2000	US TREASURY STRIP	04/08/2010	23,146.50	.000	02/15/2026	50,000.00	4.917	1752



Run Date: 5/5/2021 10:19:51 AM

Investments Outstanding As Of Date: 4/30/2021

INVENTORY BY MATURITY REPORT

CUSIP	Investment #	Fund	Issuer	Purchase Date	Current Book	Current Rate	Maturity Date	Current Par	YTM	Days to Maturity
912833LY4	196887	2000	US TREASURY STRIP	04/30/2010	24,162.00	.000	02/15/2026	50,000.00	4.657	1752
912833LY4	203861	2000	US TREASURY STRIP	02/28/2011	25,573.50	.000	02/15/2026	50,000.00	4.531	1752
912833LY4	204508	2000	US TREASURY STRIP	04/12/2011	50,687.00	.000	02/15/2026	100,000.00	4.630	1752
912833LY4	205421	2000	US TREASURY STRIP	05/05/2011	53,309.00	.000	02/15/2026	100,000.00	4.301	1752
912833LY4	208704	2000	US TREASURY STRIP	02/16/2012	33,903.00	.000	02/15/2026	50,000.00	2.795	1752
912833LY4	208875	2000	US TREASURY STRIP	03/05/2012	68,232.00	.000	02/15/2026	100,000.00	2.759	1752
912833LY4	209014	2000	US TREASURY STRIP	03/19/2012	32,461.00	.000	02/15/2026	50,000.00	3.130	1752
912833LY4	209139	2000	US TREASURY STRIP	04/05/2012	32,969.50	.000	02/15/2026	50,000.00	3.027	1752
912833LY4	209931	2000	US TREASURY STRIP	04/30/2012	34,113.50	.000	02/15/2026	50,000.00	2.791	1752
912833LY4	213291	2000	US TREASURY STRIP	03/25/2013	35,926.00	.000	02/15/2026	50,000.00	2.580	1752
912833LY4	213363	2000	US TREASURY STRIP	03/28/2013	71,968.00	.000	02/15/2026	100,000.00	2.569	1752
912833LY4	213440	2000	US TREASURY STRIP	04/04/2013	36,465.50	.000	02/15/2026	50,000.00	2.468	1752
912833LY4	213507	2000	US TREASURY STRIP	04/12/2013	74,206.00	.000	02/15/2026	100,000.00	2.336	1752
912833LY4	214259	2000	US TREASURY STRIP	05/02/2013	75,019.00	.000	02/15/2026	100,000.00	2.260	1752
912833LY4	216913	2000	US TREASURY STRIP	03/21/2014	172,722.50	.000	02/15/2026	250,000.00	3.130	1752
912833LY4	220878	2000	US TREASURY STRIP	02/13/2015	31,457.20	.000	02/15/2026	40,000.00	2.195	1752
912833LY4	222352	2000	US TREASURY STRIP	04/30/2015	31,754.00	.000	02/15/2026	40,000.00	2.150	1752
912833LY4	225737	2000	USTREASURYSTRIP	03/17/2016	32,494.40	.000	02/15/2026	40,000.00	2.107	1752
912833LY4	225751	2000	USTREASURYSTRIP	03/17/2016	14,835.79	.000	02/15/2026	18,250.00	2.100	1752
912833LY4	229658	2000	S 0 02-15-26	02/24/2017	41,422.68	.000	02/15/2026	52,000.00	2.550	1752
912833LY4	230020	2000	S 0 02-15-26	03/24/2017	319,512.00	.000	02/15/2026	400,000.00	2.541	1752
912833LY4	230115	2000	S 0 02-15-26	03/30/2017	200,852.50	.000	02/15/2026	250,000.00	2.480	1752
912833LY4	230236	2000	S 0 02-15-26	04/06/2017	40,330.00	.000	02/15/2026	50,000.00	2.440	1752
912833LY4	230332	2000	S 0 02-15-26	04/17/2017	32,457.60	.000	02/15/2026	40,000.00	2.380	1752
912833LY4	230991	2000	S 0 02-15-26	04/28/2017	203,005.00	.000	02/15/2026	250,000.00	2.380	1752
912833LY4	235200	2000	S 0 02-15-26	02/15/2018	31,871.20	.000	02/15/2026	40,000.00	2.860	1752
912833LY4	235369	2000	S 0 02-15-26	03/01/2018	31,931.20	.000	02/15/2026	40,000.00	2.850	1752
912833LY4	235394	2000	S 0 02-15-26	03/01/2018	31,878.40	.000	02/15/2026	40,000.00	2.871	1752
912833LY4	235454	2000	S 0 02-15-26	03/05/2018	158,956.00	.000	02/15/2026	200,000.00	2.910	1752
912833LY4	235527	2000	S 0 02-15-26	03/08/2018	31,930.00	.000	02/15/2026	40,000.00	2.857	1752
912833LY4	236309	2000	S 0 02-15-26	04/26/2018	31,727.60	.000	02/15/2026	40,000.00	2.990	1752
912833LY4	244736	2000	S 0 02-15-26	03/19/2020	38,586.80	.000	02/15/2026	40,000.00	.610	1752
912833LY4	244839	2000	S 0 02-15-26	04/02/2020	24,306.25	.000	02/15/2026	25,000.00	.480	1752





Run Date: 5/5/2021 10:19:51 AM

Investments Outstanding As Of Date: 4/30/2021

INVENTORY BY MATURITY REPORT

CUSIP	Investment #	Fund	Issuer	Purchase Date	Current Book	Current Rate	Maturity Date	Current Par	YTM	Days to Maturity
912833LY4	249112	2000	S 0 02-15-26	03/12/2021	38,324.00	.000	02/15/2026	40,000.00	.870	1752
912833LY4	249140	2000	S 0 02-15-26	03/12/2021	76,648.00	.000	02/15/2026	80,000.00	.870	1752
3133EMQX3	248789	1010	FFCB 0.59 02-17-26	02/22/2021	19,912,800.00	.590	02/17/2026	20,000,000.00	.679	1754
48128G2M1	248661	1030	JPM 0.83 02-24-26 MTN	02/24/2021	4,992,500.00	.830	02/24/2026	5,000,000.00	.861	1761
58933YAY1	248711	1030	MRK 0 3-4 02-24-26	02/24/2021	9,975,500.00	.750	02/24/2026	10,000,000.00	.800	1761
3130AL6G4	248592	1010	FHLB 0.6 02-25-26	02/25/2021	12,198,780.00	.600	02/25/2026	12,200,000.00	.602	1762
3130ALD27	248709	1010	FHLB 0.65 02-25-26	02/25/2021	25,000,000.00	.650	02/25/2026	25,000,000.00	.650	1762
3130ALCU6	248712	1010	FHLB 0.7 02-25-26	02/25/2021	19,992,000.00	.700	02/25/2026	20,000,000.00	.708	1762
3130ALGA6	248817	1010	FHLB 0.7 02-25-26 0001	02/25/2021	9,991,500.00	.700	02/25/2026	10,000,000.00	.717	1762
3130AKZ41	248525	1010	FHLB 0.56 02-26-26	02/26/2021	20,000,000.00	.560	02/26/2026	20,000,000.00	.560	1763
3130AL7F5	248594	1010	FHLB 0.35 2-26-26	02/26/2021	15,000,000.00	.350	02/26/2026	15,000,000.00	.350	1763
3130AKZ82	248815	1010	FHLB 0.58 02-26-26	02/26/2021	5,425,475.00	.580	02/26/2026	5,450,000.00	.672	1763
3130ALEK6	248816	1010	FHLB 0.78 02-26-26	02/26/2021	14,988,750.00	.780	02/26/2026	15,000,000.00	.795	1763
3130ALGR9	249256	1010	FHLB 0.85 02-26-26	03/19/2021	14,902,500.00	.850	02/26/2026	15,000,000.00	.985	1763
91282CBQ3	248788	1020	WIT 0 1-2 02-28-26	03/01/2021	19,921,302.60	.500	02/28/2026	20,000,000.00	.580	1765
91282CBQ3	248813	1020	WIT 0 1-2 02-28-26	03/01/2021	29,848,111.20	.500	02/28/2026	30,000,000.00	.603	1765
91282CBQ3	248887	1020	WIT 0 1-2 02-28-26	03/01/2021	19,882,083.00	.500	02/28/2026	20,000,000.00	.620	1765
91282CBQ3	248929	1020	T 0 1-2 02-28-26	03/01/2021	9,870,312.50	.500	02/28/2026	10,000,000.00	.765	1765
91282CBQ3	248930	1020	T 0 1-2 02-28-26	03/01/2021	14,767,968.75	.500	02/28/2026	15,000,000.00	.817	1765
91282CBQ3	248931	1020	T 0 1-2 02-28-26	03/01/2021	24,718,750.00	.500	02/28/2026	25,000,000.00	.730	1765
91282CBQ3	248932	1020	T 0 1-2 02-28-26	03/01/2021	24,773,437.50	.500	02/28/2026	25,000,000.00	.685	1765
91282CBQ3	249246	1020	T 0 1-2 02-28-26	03/19/2021	19,644,531.25	.500	02/28/2026	20,000,000.00	.868	1765
478160BY9	248937	1030	JNJ 2.45 03-01-26	03/01/2021	5,369,000.00	2.450	03/01/2026	5,000,000.00	.936	1766
478160BY9	248967	1030	JNJ 2.45 03-01-26	03/02/2021	5,352,100.00	2.450	03/01/2026	5,000,000.00	1.002	1766
30231GAT9	249051	1030	XOM 3.043 03-01-26	03/08/2021	5,440,050.00	3.043	03/01/2026	5,000,000.00	1.216	1766
30231GAT9	249052	1030	XOM 3.043 03-01-26	03/08/2021	5,425,000.00	3.043	03/01/2026	5,000,000.00	1.276	1766
3130ALDG6	248710	1010	FHLB 0.66 03-09-26	03/09/2021	20,000,000.00	.660	03/09/2026	20,000,000.00	.660	1774
3133EMSU7	249008	1010	FFCB 0.8 03-09-26	03/09/2021	10,000,000.00	.800	03/09/2026	10,000,000.00	.800	1774
3130ALGS7	248851	1010	FHLB 0.85 03-10-26	03/10/2021	8,249,175.00	.850	03/10/2026	8,250,000.00	.852	1775
084670BS6	249089	1030	BRK 3 1-8 03-15-26	03/15/2021	3,799,747.25	3.125	03/15/2026	3,500,000.00	1.348	1780
3130ALGJ7	248850	1010	FHLB 1 03-23-26	03/23/2021	15,000,000.00	1.000	03/23/2026	15,000,000.00	1.000	1788
3130ALJC9	248934	1010	FHLB 0.85 03-24-26	03/24/2021	24,995,000.00	.850	03/24/2026	25,000,000.00	.854	1789
3130ALN42	249070	1010	FHLB 1 03-30-26 0001	03/30/2021	15,000,000.00	1.000	03/30/2026	15,000,000.00	1.000	1795



Run Date: 5/5/2021 10:19:51 AM

Investments Outstanding As Of Date: 4/30/2021

INVENTORY BY MATURITY REPORT

CUSIP	Investment #	Fund	Issuer	Purchase Date	Current Book	Current Rate	Maturity Date	Current Par	YTM	Days to Maturity
91282CBT7	249391	1020	T 0 3-4 03-31-26	03/31/2021	39,659,375.00	.750	03/31/2026	40,000,000.00	.925	1796
91282CBT7	249402	1020	T 0 3-4 03-31-26	04/06/2021	19,807,812.50	.750	03/31/2026	20,000,000.00	.948	1796
91282CBT7	249403	1020	T 0 3-4 03-31-26	04/06/2021	9,893,750.00	.750	03/31/2026	10,000,000.00	.969	1796
677522U85	244123	1010	OPFC Veterans Compensation	02/05/2020	945,000.00	2.063	04/01/2026	945,000.00	2.063	1797
3130ALSY1	249267	1010	FHLB 1 04-07-26	04/07/2021	25,000,000.00	1.000	04/07/2026	25,000,000.00	1.000	1803
3130ALY32	249436	1010	FHLB 1 1-4 04-22-26	04/22/2021	25,000,000.00	1.250	04/22/2026	25,000,000.00	1.250	1818
3130AMA77	250022	1010	FHLB 0.88 04-28-26	04/28/2021	20,000,000.00	.880	04/28/2026	20,000,000.00	.880	1824
3130AM5V0	250021	1010	FHLB 1.1 04-30-26 0000	04/30/2021	13,995,000.00	1.100	04/30/2026	13,995,000.00	1.100	1826
91282CBW0	250098	1020	T 0 3-4 04-30-26	04/30/2021	29,835,937.50	.750	04/30/2026	30,000,000.00	.862	1826
91282CBW0	250134	1020	T 0 3-4 04-30-26	04/30/2021	29,796,093.75	.750	04/30/2026	30,000,000.00	.889	1826
912833LZ1	181172	2000	US TREASURY STRIP	05/31/2007	19,017.50	.000	05/15/2026	50,000.00	5.165	1841
912833LZ1	181420	2000	US TREASURY STRIP	06/26/2007	18,312.00	.000	05/15/2026	50,000.00	5.390	1841
912833LZ1	181561	2000	US TREASURY STRIP	07/06/2007	18,763.50	.000	05/15/2026	50,000.00	5.265	1841
912833LZ1	181867	2000	US TREASURY STRIP	07/30/2007	38,682.00	.000	05/15/2026	100,000.00	5.118	1841
912833LZ1	186339	2010	US TREASURY STRIP	05/22/2008	3,186,689.50	.000	05/15/2026	7,538,000.00	4.846	1841
912833LZ1	186425	2000	US TREASURY STRIP	05/27/2008	21,435.50	.000	05/15/2026	50,000.00	4.770	1841
912833LZ1	186670	2000	US TREASURY STRIP	06/09/2008	10,521.50	.000	05/15/2026	25,000.00	4.885	1841
912833LZ1	187233	2000	US TREASURY STRIP	07/11/2008	4,375.40	.000	05/15/2026	10,000.00	4.686	1841
912833LZ1	192223	2000	US TREASURY STRIP	05/13/2009	69,570.00	.000	05/15/2026	150,000.00	4.569	1841
912833LZ1	193240	2000	US TREASURY STRIP	08/18/2009	22,818.09	.000	05/15/2026	50,000.00	4.741	1841
912833LZ1	197107	2000	US TREASURY STRIP	05/11/2010	152,333.53	.000	05/15/2026	306,000.00	4.404	1841
912833LZ1	197200	2000	US TREASURY STRIP	05/14/2010	12,415.50	.000	05/15/2026	25,000.00	4.422	1841
912833LZ1	198380	2000	US TREASURY STRIP	06/30/2010	26,638.50	.000	05/15/2026	50,000.00	4.006	1841
912833LZ1	198709	2000	US TREASURY STRIP	07/13/2010	52,800.00	.000	05/15/2026	100,000.00	4.073	1841
912833LZ1	205480	2000	US TREASURY STRIP	05/09/2011	53,069.00	.000	05/15/2026	100,000.00	4.264	1841
912833LZ1	206125	2000	US TREASURY STRIP	06/13/2011	54,735.00	.000	05/15/2026	100,000.00	4.080	1841
912833LZ1	206329	2000	US TREASURY STRIP	06/23/2011	27,378.00	.000	05/15/2026	50,000.00	4.085	1841
912833LZ1	206377	2000	US TREASURY STRIP	06/27/2011	27,336.00	.000	05/15/2026	50,000.00	4.098	1841
912833LZ1	210184	2000	US TREASURY STRIP	05/16/2012	34,813.50	.000	05/15/2026	50,000.00	2.603	1841
912833LZ1	210399	2000	US TREASURY STRIP	06/06/2012	37,100.50	.000	05/15/2026	50,000.00	2.152	1841
912833LZ1	210605	2000	US TREASURY STRIP	06/25/2012	35,983.00	.000	05/15/2026	50,000.00	2.383	1841
912833LZ1	214711	2000	US TREASURY STRIP	06/17/2013	34,742.00	.000	05/15/2026	50,000.00	2.840	1841
912833LZ1	218188	2000	US TREASURY STRIP	06/26/2014	35,096.50	.000	05/15/2026	50,000.00	3.000	1841



Run Date: 5/5/2021 10:19:51 AM

Investments Outstanding As Of Date: 4/30/2021

INVENTORY BY MATURITY REPORT

CUSIP	Investment #	Fund	Issuer	Purchase Date	Current Book	Current Rate	Maturity Date	Current Par	YTM	Days to Maturity
912833LZ1	218214	2000	US TREASURY STRIP	06/27/2014	34,972.00	.000	05/15/2026	50,000.00	3.031	1841
912833LZ1	218584	2000	US TREASURY STRIP	07/31/2014	35,898.00	.000	05/15/2026	50,000.00	2.830	1841
912833LZ1	222625	2000	US TREASURY STRIP	05/21/2015	190,472.50	.000	05/15/2026	250,000.00	2.491	1841
912833LZ1	226879	2000	US TREASURY STRI ZERO-% 5	05/26/2016	98,467.20	.000	05/15/2026	120,000.00	1.993	1841
912833LZ1	227318	2000	US TREASURY STRI ZERO-% 5	07/15/2016	42,705.50	.000	05/15/2026	50,000.00	1.610	1841
912833LZ1	227502	2000	US TREASURY STRI ZERO-% 5	07/29/2016	33,887.60	.000	05/15/2026	40,000.00	1.700	1841
912833LZ1	227674	2000	US TREASURY STRI ZERO-% 5	08/12/2016	84,773.00	.000	05/15/2026	100,000.00	1.700	1841
912833LZ1	231308	2000	S 0 05-15-26	05/11/2017	32,076.40	.000	05/15/2026	40,000.00	2.465	1841
912833LZ1	231596	2000	S 0 05-15-26	06/02/2017	32,552.40	.000	05/15/2026	40,000.00	2.315	1841
912833LZ1	237035	2000	S 0 05-15-26	06/14/2018	31,647.20	.000	05/15/2026	40,000.00	2.980	1841
912833LZ1	237320	2000	S 0 05-15-26	07/06/2018	31,968.40	.000	05/15/2026	40,000.00	2.872	1841
912833LZ1	237412	2000	S 0 05-15-26	07/12/2018	31,979.60	.000	05/15/2026	40,000.00	2.874	1841
912833LZ1	241259	2000	S 0 05-15-26	05/09/2019	33,787.60	.000	05/15/2026	40,000.00	2.420	1841
912833LZ1	241683	2000	S 0 05-15-26	06/21/2019	34,944.00	.000	05/15/2026	40,000.00	1.968	1841
912833LZ1	241908	2000	S 0 05-15-26	07/11/2019	35,012.40	.000	05/15/2026	40,000.00	1.955	1841
912833LZ1	242039	2000	S 0 05-15-26	07/22/2019	218,510.00	.000	05/15/2026	250,000.00	1.985	1841
912833LZ1	242102	2000	S 0 05-15-26	07/26/2019	35,139.60	.000	05/15/2026	40,000.00	1.913	1841
912833LZ1	245848	2000	S 0 05-15-26	05/18/2020	38,851.20	.000	05/15/2026	40,000.00	.487	1841
912833LZ1	246028	2000	S 0 05-15-26	06/12/2020	38,618.80	.000	05/15/2026	40,000.00	.594	1841
912833LZ1	246090	2000	S 0 05-15-26	06/19/2020	38,775.60	.000	05/15/2026	40,000.00	.527	1841
912833LZ1	246253	2000	S 0 05-15-26	07/16/2020	38,988.00	.000	05/15/2026	40,000.00	.440	1841
912833LZ1	246277	2000	S 0 05-15-26	07/16/2020	38,988.00	.000	05/15/2026	40,000.00	.440	1841
912833LZ1	246318	2000	S 0 05-15-26	07/20/2020	39,000.80	.000	05/15/2026	40,000.00	.435	1841
912833PA2	178592	2000	US TREASURY STRIP	10/26/2006	51,376.02	.000	08/15/2026	138,000.00	5.052	1933
912833PA2	182226	2000	US TREASURY STRIP	08/28/2007	38,478.00	.000	08/15/2026	100,000.00	5.100	1933
912833PA2	182557	2000	US TREASURY STRIP	09/25/2007	38,190.00	.000	08/15/2026	100,000.00	5.162	1933
912833PA2	182762	2000	US TREASURY STRIP	10/05/2007	39,670.00	.000	08/15/2026	100,000.00	4.963	1933
912833PA2	188073	2000	US TREASURY STRIP	09/15/2008	22,725.00	.000	08/15/2026	50,000.00	4.450	1933
912833PA2	188168	2010	US TREASURY STRIP	09/22/2008	269,706.24	.000	08/15/2026	576,000.00	4.285	1933
912833PA2	193259	2000	US TREASURY STRIP	08/18/2009	45,523.25	.000	08/15/2026	100,000.00	4.685	1933
912833PA2	199565	2000	US TREASURY STRIP	08/13/2010	26,882.00	.000	08/15/2026	50,000.00	3.915	1933
912833PA2	200629	2000	US TREASURY STRIP	09/24/2010	55,583.00	.000	08/15/2026	100,000.00	3.730	1933
912833PA2	207496	2000	US TREASURY STRIP	09/23/2011	32,702.00	.000	08/15/2026	50,000.00	2.871	1933



Run Date: 5/5/2021 10:19:51 AM

Investments Outstanding As Of Date: 4/30/2021

INVENTORY BY MATURITY REPORT

CUSIP	Investment #	Fund	Issuer	Purchase Date	Current Book	Current Rate	Maturity Date	Current Par	YTM	Days to Maturity
912833PA2	207866	2000	US TREASURY STRIP	10/31/2011	63,816.00	.000	08/15/2026	100,000.00	3.060	1933
912833PA2	207919	2000	US TREASURY STRIP	11/03/2011	31,800.00	.000	08/15/2026	50,000.00	3.085	1933
912833PA2	211245	2000	US TREASURY STRIP	08/17/2012	35,713.50	.000	08/15/2026	50,000.00	2.419	1933
912833PA2	211305	2000	US TREASURY STRIP	08/22/2012	70,279.00	.000	08/15/2026	100,000.00	2.539	1933
912833PA2	215300	2000	US TREASURY STRIP	08/16/2013	32,384.00	.000	08/15/2026	50,000.00	3.370	1933
912833PA2	215623	2000	US TREASURY STRIP	09/26/2013	32,573.00	.000	08/15/2026	50,000.00	3.353	1933
912833PA2	215887	2000	US TREASURY STRIP	11/01/2013	66,885.00	.000	08/15/2026	100,000.00	3.170	1933
912833PA2	218842	2000	US TREASURY STRIP	08/28/2014	288,496.00	.000	08/15/2026	400,000.00	2.750	1933
912833PA2	219034	2000	US TREASURY STRIP	09/18/2014	70,600.00	.000	08/15/2026	100,000.00	2.945	1933
912833PA2	219295	2000	US TREASURY STRIP	10/17/2014	29,502.80	.000	08/15/2026	40,000.00	2.590	1933
912833PA2	224334	2000	USTREASURYSTRIP	10/08/2015	78,356.00	.000	08/15/2026	100,000.00	2.260	1933
912833PA2	224488	2000	USTREASURYSTRIP	10/22/2015	78,255.00	.000	08/15/2026	100,000.00	2.280	1933
912833PA2	224566	2000	USTREASURYSTRIP	10/29/2015	31,222.80	.000	08/15/2026	40,000.00	2.308	1933
912833PA2	228078	2000	US TREASURY STRI ZERO-% 8	09/23/2016	41,835.50	.000	08/15/2026	50,000.00	1.810	1933
912833PA2	228290	2000	US TREASURY STRI ZERO-% 8	10/14/2016	207,565.00	.000	08/15/2026	250,000.00	1.900	1933
912833PA2	234133	2000	S 0 08-15-26	10/26/2017	32,393.60	.000	08/15/2026	40,000.00	2.410	1933
912833PA2	234157	2000	S 0 08-15-26	10/26/2017	40,492.00	.000	08/15/2026	50,000.00	2.410	1933
912833PA2	234192	2000	S 0 08-15-26	10/27/2017	20,212.25	.000	08/15/2026	25,000.00	2.430	1933
912833PA2	237894	2000	S 0 08-15-26	08/23/2018	95,823.60	.000	08/15/2026	120,000.00	2.840	1933
912833PA2	237922	2000	S 0 08-15-26	08/23/2018	31,966.00	.000	08/15/2026	40,000.00	2.830	1933
912833PA2	237935	2000	S 0 08-15-26	08/23/2018	199,660.00	.000	08/15/2026	250,000.00	2.838	1933
912833PA2	238212	2000	S 0 08-15-26	09/13/2018	31,758.40	.000	08/15/2026	40,000.00	2.934	1933
912833PA2	238687	2000	S 0 08-15-26	10/25/2018	312,552.00	.000	08/15/2026	400,000.00	3.185	1933
912833PA2	242343	2000	S 0 08-15-26	08/19/2019	22,442.50	.000	08/15/2026	25,000.00	1.550	1933
912833PA2	242585	2000	S 0 08-15-26	09/06/2019	90,565.00	.000	08/15/2026	100,000.00	1.433	1933
912833PA2	242665	2000	S 0 08-15-26	09/12/2019	71,687.20	.000	08/15/2026	80,000.00	1.591	1933
912833PA2	242802	2000	S 0 08-15-26	09/23/2019	221,825.00	.000	08/15/2026	250,000.00	1.742	1933
912833PA2	246480	2000	S 0 08-15-26	08/10/2020	39,108.80	.000	08/15/2026	40,000.00	.375	1933
912833PA2	246785	2000	US Treasury Strip 08,15,2026	09/18/2020	78,050.70	.000	08/15/2026	80,000.00	.418	1933
912833PA2	247005	2000	S 0 08-15-26	10/13/2020	38,836.80	.000	08/15/2026	40,000.00	.506	1933
912833PA2	247132	2000	S 0 08-15-26	10/22/2020	38,865.26	.000	08/15/2026	40,000.00	.495	1933
912833PB0	183736	2000	US TREASURY STRIP	12/05/2007	21,105.00	.000	11/15/2026	50,000.00	4.605	2025
912833PB0	183943	2000	US TREASURY STRIP	12/19/2007	42,689.00	.000	11/15/2026	100,000.00	4.553	2025



Run Date: 5/5/2021 10:19:51 AM

Investments Outstanding As Of Date: 4/30/2021

INVENTORY BY MATURITY REPORT

CUSIP	Investment #	Fund	Issuer	Purchase Date	Current Book	Current Rate	Maturity Date	Current Par	YTM	Days to Maturity
912833PBO	184233	2000	US TREASURY STRIP	01/10/2008	64,200.00	.000	11/15/2026	150,000.00	4.554	2025
912833PBO	189220	2000	US TREASURY STRIP	11/21/2008	44,605.00	.000	11/15/2026	100,000.00	4.540	2025
912833PBO	189267	2000	US TREASURY STRIP	11/21/2008	2,250.00	.000	11/15/2026	5,000.00	4.490	2025
912833PBO	189965	2000	US TREASURY STRIP	01/12/2009	132,050.00	.000	11/15/2026	250,000.00	3.610	2025
912833PBO	190254	2000	US TREASURY STRIP	02/04/2009	49,718.00	.000	11/15/2026	100,000.00	3.970	2025
912833PBO	194199	2000	US TREASURY STRIP	11/24/2009	46,951.00	.000	11/15/2026	100,000.00	4.504	2025
912833PBO	194732	2000	US TREASURY STRIP	01/28/2010	23,034.00	.000	11/15/2026	50,000.00	4.668	2025
912833PBO	201938	2000	US TREASURY STRIP	11/17/2010	26,084.00	.000	11/15/2026	50,000.00	4.110	2025
912833PBO	202153	2000	US TREASURY STRIP	11/24/2010	25,675.00	.000	11/15/2026	50,000.00	4.216	2025
912833PBO	203393	2000	US TREASURY STRIP	01/31/2011	48,751.00	.000	11/15/2026	100,000.00	4.603	2025
912833PBO	212195	2000	US TREASURY STRIP	11/30/2012	108,349.50	.000	11/15/2026	150,000.00	2.344	2025
912833PBO	212325	2000	US TREASURY STRIP	12/13/2012	253,270.50	.000	11/15/2026	350,000.00	2.337	2025
912833PBO	212654	2000	US TREASURY STRIP	01/17/2013	35,098.00	.000	11/15/2026	50,000.00	2.576	2025
912833PBO	216074	2000	US TREASURY STRIP	11/21/2013	32,461.00	.000	11/15/2026	50,000.00	3.355	2025
912833PBO	216419	2000	US TREASURY STRIP	01/09/2014	63,370.00	.000	11/15/2026	100,000.00	3.582	2025
912833PBO	219700	2000	US TREASURY STRIP	11/20/2014	180,460.00	.000	11/15/2026	250,000.00	2.738	2025
912833PBO	220249	2000	US TREASURY STRIP	01/09/2015	38,582.00	.000	11/15/2026	50,000.00	2.200	2025
912833PBO	220351	2000	US TREASURY STRIP	01/20/2015	77,161.00	.000	11/15/2026	100,000.00	2.206	2025
912833PBO	220437	2000	US TREASURY STRIP	01/26/2015	78,333.00	.000	11/15/2026	100,000.00	2.080	2025
912833PBO	220458	2000	US TREASURY STRIP	01/26/2015	39,050.50	.000	11/15/2026	50,000.00	2.105	2025
912833PBO	220477	2000	US TREASURY STRIP	01/26/2015	31,245.60	.000	11/15/2026	40,000.00	2.104	2025
912833PBO	220506	2000	US TREASURY STRIP	01/27/2015	195,617.50	.000	11/15/2026	250,000.00	2.090	2025
912833PBO	220610	2000	US TREASURY STRIP	01/29/2015	194,397.50	.000	11/15/2026	250,000.00	2.145	2025
912833PBO	225024	2000	USTREASURYSTRI	12/24/2015	191,855.00	.000	11/15/2026	250,000.00	2.445	2025
912833PBO	225346	2000	USTREASURYSTRI	02/04/2016	78,798.00	.000	11/15/2026	100,000.00	2.223	2025
912833PBO	228575	2000	US TREASURY STRI ZERO-% 1	11/14/2016	15,578.29	.000	11/15/2026	19,000.00	1.995	2025
912833PBO	229121	2000	S 0 11-15-26	01/12/2017	15,556.20	.000	11/15/2026	20,000.00	2.570	2025
912833PBO	229123	2000	S 0 11-15-26	01/12/2017	15,556.20	.000	11/15/2026	20,000.00	2.570	2025
912833PBO	229263	2000	S 0 11-15-26	01/26/2017	194,175.00	.000	11/15/2026	250,000.00	2.595	2025
912833PBO	229409	2000	S 0 11-15-26	02/02/2017	30,918.80	.000	11/15/2026	40,000.00	2.650	2025
912833PBO	234361	2000	S 0 11-15-26	11/16/2017	80,325.00	.000	11/15/2026	100,000.00	2.450	2025
912833PBO	234934	2000	S 0 11-15-26	01/25/2018	31,560.00	.000	11/15/2026	40,000.00	2.710	2025
912833PBO	235060	2000	S 0 11-15-26	02/02/2018	31,442.40	.000	11/15/2026	40,000.00	2.760	2025



Run Date: 5/5/2021 10:19:51 AM

Investments Outstanding As Of Date: 4/30/2021

INVENTORY BY MATURITY REPORT

CUSIP	Investment #	Fund	Issuer	Purchase Date	Current Book	Current Rate	Maturity Date	Current Par	YTM	Days to Maturity
912833PB0	243387	2000	S 0 11-15-26	11/15/2019	34,993.60	.000	11/15/2026	40,000.00	1.919	2025
912833PB0	243630	2000	S 0 11-15-26	12/09/2019	35,496.40	.000	11/15/2026	40,000.00	1.730	2025
912833PB0	243723	2000	S 0 11-15-26	12/16/2019	35,290.00	.000	11/15/2026	40,000.00	1.820	2025
912833PB0	247330	2000	S 0 11-15-26	11/06/2020	38,593.60	.000	11/15/2026	40,000.00	.595	2025
912833PB0	247470	2000	S 0 11-15-26	11/19/2020	77,080.00	.000	11/15/2026	80,000.00	.622	2025
912833PB0	247635	2000	S 0 11-15-26	12/03/2020	38,672.40	.000	11/15/2026	40,000.00	.568	2025
912833PB0	247787	2000	S 0 11-15-26	12/14/2020	38,578.88	.000	11/15/2026	40,000.00	.612	2025
912833PB0	247847	2000	S 0 11-15-26	12/17/2020	38,722.00	.000	11/15/2026	40,000.00	.550	2025
912833PC8	184844	2000	US TREASURY STRIP	02/28/2008	3,992.97	.000	02/15/2027	10,000.00	4.900	2117
912833PC8	185234	2000	US TREASURY STRIP	03/27/2008	4,350.00	.000	02/15/2027	10,000.00	4.456	2117
912833PC8	185277	2000	US TREASURY STRIP	03/28/2008	21,736.50	.000	02/15/2027	50,000.00	4.460	2117
912833PC8	185603	2000	US TREASURY STRIP	04/16/2008	21,628.00	.000	02/15/2027	50,000.00	4.500	2117
912803BK8	185625	2000	US TREASURY STRIP (P)	04/16/2008	4,360.00	.000	02/15/2027	10,000.00	4.457	2117
912833PC8	185889	2000	US TREASURY STRIP	04/28/2008	10,477.25	.000	02/15/2027	25,000.00	4.680	2117
912833PC8	190603	2000	US TREASURY STRIP	02/27/2009	24,864.00	.000	02/15/2027	50,000.00	3.926	2117
912833PC8	190836	2000	US TREASURY STRIP	03/20/2009	24,427.50	.000	02/15/2027	50,000.00	4.040	2117
912833PC8	190960	2000	US TREASURY STRIP	03/30/2009	49,194.00	.000	02/15/2027	100,000.00	4.007	2117
912833PC8	191126	2000	US TREASURY STRIP	04/13/2009	2,550.00	.000	02/15/2027	5,000.00	3.810	2117
912833PC8	191217	2000	US TREASURY STRIP	04/16/2009	24,411.50	.000	02/15/2027	50,000.00	4.061	2117
912833PC8	191864	2000	US TREASURY STRIP	04/24/2009	24,565.00	.000	02/15/2027	50,000.00	4.030	2117
912833PC8	194863	2000	US TREASURY STRIP	02/08/2010	44,608.00	.000	02/15/2027	100,000.00	4.800	2117
912833PC8	195187	2000	US TREASURY STRIP	03/03/2010	22,413.00	.000	02/15/2027	50,000.00	4.789	2117
912833PC8	195394	2000	US TREASURY STRIP	03/12/2010	44,414.00	.000	02/15/2027	100,000.00	4.852	2117
912833PC8	195863	2000	US TREASURY STRIP	04/08/2010	21,881.50	.000	02/15/2027	50,000.00	4.963	2117
912833PC8	196888	2000	US TREASURY STRIP	04/30/2010	22,895.50	.000	02/15/2027	50,000.00	4.705	2117
912833PC8	203862	2000	US TREASURY STRIP	02/28/2011	24,078.50	.000	02/15/2027	50,000.00	4.630	2117
912833PC8	204509	2000	US TREASURY STRIP	04/12/2011	47,823.00	.000	02/15/2027	100,000.00	4.710	2117
912833PC8	205422	2000	US TREASURY STRIP	05/05/2011	50,336.00	.000	02/15/2027	100,000.00	4.397	2117
912833PC8	208705	2000	US TREASURY STRIP	02/16/2012	32,467.00	.000	02/15/2027	50,000.00	2.900	2117
912833PC8	208876	2000	US TREASURY STRIP	03/05/2012	65,416.00	.000	02/15/2027	100,000.00	2.859	2117
912833PC8	209015	2000	US TREASURY STRIP	03/19/2012	30,964.00	.000	02/15/2027	50,000.00	3.240	2117
912833PC8	209140	2000	US TREASURY STRIP	04/05/2012	31,497.00	.000	02/15/2027	50,000.00	3.134	2117
912833PC8	209932	2000	US TREASURY STRIP	04/30/2012	32,691.00	.000	02/15/2027	50,000.00	2.893	2117



Run Date: 5/5/2021 10:19:51 AM

Investments Outstanding As Of Date: 4/30/2021

INVENTORY BY MATURITY REPORT

CUSIP	Investment #	Fund	Issuer	Purchase Date	Current Book	Current Rate	Maturity Date	Current Par	YTM	Days to Maturity
912833PC8	213292	2000	US TREASURY STRIP	03/25/2013	34,351.00	.000	02/15/2027	50,000.00	2.720	2117
912833PC8	213364	2000	US TREASURY STRIP	03/28/2013	68,896.00	.000	02/15/2027	100,000.00	2.701	2117
912833PC8	213441	2000	US TREASURY STRIP	04/04/2013	34,935.00	.000	02/15/2027	50,000.00	2.602	2117
912833PC8	213508	2000	US TREASURY STRIP	04/12/2013	71,292.00	.000	02/15/2027	100,000.00	2.459	2117
912833PC8	214260	2000	US TREASURY STRIP	05/02/2013	72,161.00	.000	02/15/2027	100,000.00	2.380	2117
912833PC8	216914	2000	US TREASURY STRIP	03/21/2014	165,117.50	.000	02/15/2027	250,000.00	3.240	2117
912833PC8	220879	2000	US TREASURY STRIP	02/13/2015	30,468.80	.000	02/15/2027	40,000.00	2.280	2117
912833PC8	222353	2000	US TREASURY STRIP	04/30/2015	30,685.60	.000	02/15/2027	40,000.00	2.260	2117
912833PC8	225719	2000	USTREASURYSTRIP	03/17/2016	31,520.00	.000	02/15/2027	40,000.00	2.195	2117
912833PC8	225753	2000	USTREASURYSTRIP	03/17/2016	14,388.48	.000	02/15/2027	18,250.00	2.190	2117
912833PC8	229661	2000	S 0 02-15-27	02/24/2017	40,029.60	.000	02/15/2027	52,000.00	2.640	2117
912833PC8	230021	2000	S 0 02-15-27	03/24/2017	309,256.00	.000	02/15/2027	400,000.00	2.616	2117
912833PC8	230117	2000	S 0 02-15-27	03/30/2017	194,655.00	.000	02/15/2027	250,000.00	2.549	2117
912833PC8	230238	2000	S 0 02-15-27	04/06/2017	39,096.50	.000	02/15/2027	50,000.00	2.510	2117
912833PC8	230333	2000	S 0 02-15-27	04/17/2017	31,483.60	.000	02/15/2027	40,000.00	2.450	2117
912833PC8	230992	2000	S 0 02-15-27	04/28/2017	196,920.00	.000	02/15/2027	250,000.00	2.450	2117
912833PC8	235201	2000	S 0 02-15-27	02/15/2018	30,869.20	.000	02/15/2027	40,000.00	2.900	2117
912833PC8	235370	2000	S 0 02-15-27	03/01/2018	30,930.80	.000	02/15/2027	40,000.00	2.890	2117
912833PC8	235395	2000	S 0 02-15-27	03/01/2018	30,882.00	.000	02/15/2027	40,000.00	2.908	2117
912833PC8	235455	2000	S 0 02-15-27	03/05/2018	154,022.00	.000	02/15/2027	200,000.00	2.940	2117
912833PC8	235528	2000	S 0 02-15-27	03/08/2018	30,928.00	.000	02/15/2027	40,000.00	2.897	2117
912833PC8	236310	2000	S 0 02-15-27	04/26/2018	30,719.60	.000	02/15/2027	40,000.00	3.020	2117
912833PC8	244737	2000	S 0 02-15-27	03/19/2020	38,205.20	.000	02/15/2027	40,000.00	.666	2117
912833PC8	244840	2000	S 0 02-15-27	04/02/2020	24,074.25	.000	02/15/2027	25,000.00	.550	2117
912833PC8	249113	2000	S 0 02-15-27	03/12/2021	37,447.20	.000	02/15/2027	40,000.00	1.115	2117
912833PC8	249158	2000	S 0 02-15-27	03/12/2021	74,894.40	.000	02/15/2027	80,000.00	1.115	2117
912833PD6	186340	2010	US TREASURY STRIP	05/22/2008	3,045,578.14	.000	05/15/2027	7,538,000.00	4.832	2206
912833PD6	186426	2000	US TREASURY STRIP	05/27/2008	20,372.50	.000	05/15/2027	50,000.00	4.790	2206
912833PD6	186671	2000	US TREASURY STRIP	06/09/2008	9,998.00	.000	05/15/2027	25,000.00	4.900	2206
912833PD6	187234	2000	US TREASURY STRIP	07/11/2008	4,164.30	.000	05/15/2027	10,000.00	4.703	2206
912833PD6	192222	2000	US TREASURY STRIP	05/13/2009	66,435.00	.000	05/15/2027	150,000.00	4.575	2206
912833PD6	193241	2000	US TREASURY STRIP	08/18/2009	21,864.33	.000	05/15/2027	50,000.00	4.717	2206
912833PD6	197109	2000	US TREASURY STRIP	05/11/2010	144,946.69	.000	05/15/2027	306,000.00	4.441	2206



Run Date: 5/5/2021 10:19:51 AM

Investments Outstanding As Of Date: 4/30/2021

INVENTORY BY MATURITY REPORT

CUSIP	Investment #	Fund	Issuer	Purchase Date	Current Book	Current Rate	Maturity Date	Current Par	YTM	Days to Maturity
912833PD6	197201	2000	US TREASURY STRIP	05/14/2010	11,795.50	.000	05/15/2027	25,000.00	4.467	2206
912833PD6	198381	2000	US TREASURY STRIP	06/30/2010	25,454.50	.000	05/15/2027	50,000.00	4.041	2206
912833PD6	198710	2000	US TREASURY STRIP	07/13/2010	50,450.00	.000	05/15/2027	100,000.00	4.104	2206
912833PD6	205481	2000	US TREASURY STRIP	05/09/2011	50,215.00	.000	05/15/2027	100,000.00	4.347	2206
912833PD6	206126	2000	US TREASURY STRIP	06/13/2011	51,998.00	.000	05/15/2027	100,000.00	4.150	2206
912833PD6	206328	2000	US TREASURY STRIP	06/23/2011	25,947.00	.000	05/15/2027	50,000.00	4.170	2206
912833PD6	206378	2000	US TREASURY STRIP	06/27/2011	25,908.00	.000	05/15/2027	50,000.00	4.183	2206
912833PD6	210185	2000	US TREASURY STRIP	05/16/2012	33,482.00	.000	05/15/2027	50,000.00	2.692	2206
912833PD6	210400	2000	US TREASURY STRIP	06/06/2012	35,808.50	.000	05/15/2027	50,000.00	2.247	2206
912833PD6	210606	2000	US TREASURY STRIP	06/25/2012	34,692.00	.000	05/15/2027	50,000.00	2.470	2206
912833PD6	214712	2000	US TREASURY STRIP	06/17/2013	33,134.00	.000	05/15/2027	50,000.00	2.980	2206
912833PD6	218189	2000	US TREASURY STRIP	06/26/2014	33,701.00	.000	05/15/2027	50,000.00	3.085	2206
912833PD6	218222	2000	US TREASURY STRIP	06/27/2014	33,546.00	.000	05/15/2027	50,000.00	3.122	2206
912833PD6	218585	2000	US TREASURY STRIP	07/31/2014	34,509.50	.000	05/15/2027	50,000.00	2.920	2206
912833PD6	222627	2000	US TREASURY STRIP	05/21/2015	183,795.00	.000	05/15/2027	250,000.00	2.584	2206
912833PD6	226880	2000	US TREASURY STRI ZERO-% 5	05/26/2016	95,656.80	.000	05/15/2027	120,000.00	2.077	2206
912833PD6	227320	2000	US TREASURY STRI ZERO-% 5	07/15/2016	41,846.00	.000	05/15/2027	50,000.00	1.650	2206
912833PD6	227503	2000	US TREASURY STRI ZERO-% 5	07/29/2016	33,158.80	.000	05/15/2027	40,000.00	1.745	2206
912833PD6	227675	2000	US TREASURY STRI ZERO-% 5	08/12/2016	82,775.00	.000	05/15/2027	100,000.00	1.765	2206
912833PD6	231309	2000	S 0 05-15-27	05/11/2017	31,087.20	.000	05/15/2027	40,000.00	2.534	2206
912833PD6	231597	2000	S 0 05-15-27	06/02/2017	31,578.00	.000	05/15/2027	40,000.00	2.390	2206
912833PD6	237036	2000	S 0 05-15-27	06/14/2018	30,644.00	.000	05/15/2027	40,000.00	3.010	2206
912833PD6	237321	2000	S 0 05-15-27	07/06/2018	30,994.80	.000	05/15/2027	40,000.00	2.900	2206
912833PD6	237404	2000	S 0 05-15-27	07/12/2018	30,998.80	.000	05/15/2027	40,000.00	2.904	2206
912833PD6	241260	2000	S 0 05-15-27	05/09/2019	32,828.40	.000	05/15/2027	40,000.00	2.480	2206
912833PD6	241684	2000	S 0 05-15-27	06/21/2019	34,112.00	.000	05/15/2027	40,000.00	2.026	2206
912833PD6	241909	2000	S 0 05-15-27	07/11/2019	34,180.80	.000	05/15/2027	40,000.00	2.014	2206
912833PD6	242040	2000	S 0 05-15-27	07/22/2019	213,250.00	.000	05/15/2027	250,000.00	2.045	2206
912833PD6	242103	2000	S 0 05-15-27	07/26/2019	34,314.80	.000	05/15/2027	40,000.00	1.974	2206
912833PD6	245849	2000	S 0 05-15-27	05/18/2020	38,437.20	.000	05/15/2027	40,000.00	.571	2206
912833PD6	246029	2000	S 0 05-15-27	06/12/2020	38,108.00	.000	05/15/2027	40,000.00	.701	2206
912833PD6	246091	2000	S 0 05-15-27	06/19/2020	38,307.20	.000	05/15/2027	40,000.00	.627	2206
912833PD6	246254	2000	S 0 05-15-27	07/16/2020	38,553.20	.000	05/15/2027	40,000.00	.540	2206





Run Date: 5/5/2021 10:19:51 AM

Investments Outstanding As Of Date: 4/30/2021

INVENTORY BY MATURITY REPORT

CUSIP	Investment #	Fund	Issuer	Purchase Date	Current Book	Current Rate	Maturity Date	Current Par	YTM	Days to Maturity
912833PD6	246278	2000	S 0 05-15-27	07/16/2020	38,553.20	.000	05/15/2027	40,000.00	.540	2206
912833PD6	246319	2000	S 0 05-15-27	07/20/2020	38,581.60	.000	05/15/2027	40,000.00	.530	2206
912833PE4	178593	2000	US TREASURY STRIP	10/26/2006	49,154.22	.000	08/15/2027	138,000.00	5.024	2298
912833PE4	188074	2000	US TREASURY STRIP	09/15/2008	21,750.00	.000	08/15/2027	50,000.00	4.449	2298
912833PE4	188169	2010	US TREASURY STRIP	09/22/2008	256,982.40	.000	08/15/2027	576,000.00	4.317	2298
912833PE4	193260	2000	US TREASURY STRIP	08/18/2009	43,702.25	.000	08/15/2027	100,000.00	4.654	2298
912833PE4	199567	2000	US TREASURY STRIP	08/13/2010	25,602.50	.000	08/15/2027	50,000.00	3.975	2298
912833PE4	200630	2000	US TREASURY STRIP	09/24/2010	52,817.00	.000	08/15/2027	100,000.00	3.815	2298
912833PE4	207497	2000	US TREASURY STRIP	09/23/2011	31,345.50	.000	08/15/2027	50,000.00	2.960	2298
912833PE4	207867	2000	US TREASURY STRIP	10/31/2011	61,284.00	.000	08/15/2027	100,000.00	3.125	2298
912833PE4	207920	2000	US TREASURY STRIP	11/03/2011	30,555.00	.000	08/15/2027	50,000.00	3.145	2298
912833PE4	211246	2000	US TREASURY STRIP	08/17/2012	34,342.00	.000	08/15/2027	50,000.00	2.521	2298
912833PE4	211306	2000	US TREASURY STRIP	08/22/2012	67,512.00	.000	08/15/2027	100,000.00	2.640	2298
912833PE4	215301	2000	US TREASURY STRIP	08/16/2013	30,806.50	.000	08/15/2027	50,000.00	3.490	2298
912833PE4	215624	2000	US TREASURY STRIP	09/26/2013	31,071.50	.000	08/15/2027	50,000.00	3.456	2298
912833PE4	215888	2000	US TREASURY STRIP	11/01/2013	63,853.00	.000	08/15/2027	100,000.00	3.280	2298
912833PE4	218843	2000	US TREASURY STRIP	08/28/2014	277,688.00	.000	08/15/2027	400,000.00	2.835	2298
912833PE4	219035	2000	US TREASURY STRIP	09/18/2014	67,800.00	.000	08/15/2027	100,000.00	3.033	2298
912833PE4	219296	2000	US TREASURY STRIP	10/17/2014	28,463.20	.000	08/15/2027	40,000.00	2.670	2298
912833PE4	224335	2000	USTREASURYSTRIP	10/08/2015	75,811.00	.000	08/15/2027	100,000.00	2.350	2298
912833PE4	224489	2000	USTREASURYSTRIP	10/22/2015	75,613.00	.000	08/15/2027	100,000.00	2.380	2298
912833PE4	224567	2000	USTREASURYSTRIP	10/29/2015	30,164.80	.000	08/15/2027	40,000.00	2.407	2298
912833PE4	228079	2000	US TREASURY STRI ZERO-% 8	09/23/2016	40,735.00	.000	08/15/2027	50,000.00	1.890	2298
912833PE4	228291	2000	US TREASURY STRI ZERO-% 8	10/14/2016	202,042.50	.000	08/15/2027	250,000.00	1.975	2298
912833PE4	234134	2000	S 0 08-15-27	10/26/2017	31,474.00	.000	08/15/2027	40,000.00	2.460	2298
912833PE4	234158	2000	S 0 08-15-27	10/26/2017	39,361.50	.000	08/15/2027	50,000.00	2.455	2298
912833PE4	234193	2000	S 0 08-15-27	10/27/2017	19,634.50	.000	08/15/2027	25,000.00	2.480	2298
912833PE4	237895	2000	S 0 08-15-27	08/23/2018	92,829.60	.000	08/15/2027	120,000.00	2.880	2298
912833PE4	237923	2000	S 0 08-15-27	08/23/2018	30,943.20	.000	08/15/2027	40,000.00	2.880	2298
912833PE4	237936	2000	S 0 08-15-27	08/23/2018	193,395.00	.000	08/15/2027	250,000.00	2.880	2298
912833PE4	238213	2000	S 0 08-15-27	09/13/2018	30,754.80	.000	08/15/2027	40,000.00	2.968	2298
912833PE4	238686	2000	S 0 08-15-27	10/25/2018	301,572.00	.000	08/15/2027	400,000.00	3.233	2298
912833PE4	242344	2000	S 0 08-15-27	08/19/2019	22,046.25	.000	08/15/2027	25,000.00	1.580	2298



Run Date: 5/5/2021 10:19:51 AM

Investments Outstanding As Of Date: 4/30/2021

INVENTORY BY MATURITY REPORT

CUSIP	Investment #	Fund	Issuer	Purchase Date	Current Book	Current Rate	Maturity Date	Current Par	YTM	Days to Maturity
912833PE4	242573	2000	S 0 08-15-27	09/06/2019	89,043.00	.000	08/15/2027	100,000.00	1.467	2298
912833PE4	242666	2000	S 0 08-15-27	09/12/2019	70,367.20	.000	08/15/2027	80,000.00	1.626	2298
912833PE4	242803	2000	S 0 08-15-27	09/23/2019	217,430.00	.000	08/15/2027	250,000.00	1.776	2298
912833PE4	246481	2000	S 0 08-15-27	08/10/2020	38,756.00	.000	08/15/2027	40,000.00	.451	2298
912833PE4	246786	2000	US Treasury Strip 08,15,2027	09/18/2020	77,218.26	.000	08/15/2027	80,000.00	.513	2298
912833PE4	247006	2000	S 0 08-15-27	10/13/2020	38,373.20	.000	08/15/2027	40,000.00	.608	2298
912833PE4	247133	2000	S 0 08-15-27	10/22/2020	38,395.78	.000	08/15/2027	40,000.00	.601	2298
31364DKL9	152858	2000	FNMA STRIP	12/11/2001	488,018.16	.000	10/08/2027	2,617,000.00	6.610	2352
912833QB9	189221	2000	US TREASURY STRIP	11/21/2008	42,253.00	.000	11/15/2027	100,000.00	4.590	2390
912833QB9	189268	2000	US TREASURY STRIP	11/21/2008	2,150.00	.000	11/15/2027	5,000.00	4.496	2390
912833QB9	189966	2000	US TREASURY STRIP	01/12/2009	126,822.50	.000	11/15/2027	250,000.00	3.635	2390
912833QB9	190255	2000	US TREASURY STRIP	02/04/2009	47,103.00	.000	11/15/2027	100,000.00	4.050	2390
912833QB9	194200	2000	US TREASURY STRIP	11/24/2009	44,817.00	.000	11/15/2027	100,000.00	4.515	2390
912833QB9	194733	2000	US TREASURY STRIP	01/28/2010	21,877.50	.000	11/15/2027	50,000.00	4.699	2390
912833QB9	201939	2000	US TREASURY STRIP	11/17/2010	24,671.50	.000	11/15/2027	50,000.00	4.200	2390
912833QB9	202155	2000	US TREASURY STRIP	11/24/2010	24,284.50	.000	11/15/2027	50,000.00	4.300	2390
912833QB9	203394	2000	US TREASURY STRIP	01/31/2011	46,118.00	.000	11/15/2027	100,000.00	4.664	2390
912833QB9	212196	2000	US TREASURY STRIP	11/30/2012	104,304.00	.000	11/15/2027	150,000.00	2.444	2390
912833QB9	212326	2000	US TREASURY STRIP	12/13/2012	243,411.00	.000	11/15/2027	350,000.00	2.449	2390
912833QB9	212655	2000	US TREASURY STRIP	01/17/2013	33,669.50	.000	11/15/2027	50,000.00	2.685	2390
912833QB9	216075	2000	US TREASURY STRIP	11/21/2013	30,927.50	.000	11/15/2027	50,000.00	3.465	2390
912833QB9	216420	2000	US TREASURY STRIP	01/09/2014	60,349.00	.000	11/15/2027	100,000.00	3.680	2390
912833QB9	219695	2000	US TREASURY STRIP	11/20/2014	174,025.00	.000	11/15/2027	250,000.00	2.809	2390
912833QB9	220250	2000	US TREASURY STRIP	01/09/2015	37,508.00	.000	11/15/2027	50,000.00	2.250	2390
912833QB9	220352	2000	US TREASURY STRIP	01/20/2015	74,914.00	.000	11/15/2027	100,000.00	2.266	2390
912833QB9	220438	2000	US TREASURY STRIP	01/26/2015	76,148.00	.000	11/15/2027	100,000.00	2.140	2390
912833QB9	220459	2000	US TREASURY STRIP	01/26/2015	37,956.00	.000	11/15/2027	50,000.00	2.165	2390
912833QB9	220478	2000	US TREASURY STRIP	01/26/2015	30,374.40	.000	11/15/2027	40,000.00	2.162	2390
912833QB9	220507	2000	US TREASURY STRIP	01/27/2015	190,140.00	.000	11/15/2027	250,000.00	2.150	2390
912833QB9	220611	2000	US TREASURY STRIP	01/29/2015	188,975.00	.000	11/15/2027	250,000.00	2.200	2390
912833QB9	225025	2000	USTREASURYSTRIP	12/24/2015	185,802.50	.000	11/15/2027	250,000.00	2.511	2390
912833QB9	225348	2000	USTREASURYSTRIP	02/04/2016	76,466.00	.000	11/15/2027	100,000.00	2.291	2390
912833QB9	228576	2000	US TREASURY STRI ZERO-% 1	11/14/2016	14,327.10	.000	11/15/2027	18,000.00	2.085	2390



Run Date: 5/5/2021 10:19:51 AM

Investments Outstanding As Of Date: 4/30/2021

INVENTORY BY MATURITY REPORT

CUSIP	Investment #	Fund	Issuer	Purchase Date	Current Book	Current Rate	Maturity Date	Current Par	YTM	Days to Maturity
912833QB9	229125	2000	S 0 11-15-27	01/12/2017	15,067.00	.000	11/15/2027	20,000.00	2.630	2390
912833QB9	229126	2000	S 0 11-15-27	01/12/2017	15,067.00	.000	11/15/2027	20,000.00	2.630	2390
912833QB9	229264	2000	S 0 11-15-27	01/26/2017	188,025.00	.000	11/15/2027	250,000.00	2.655	2390
912833QB9	229410	2000	S 0 11-15-27	02/02/2017	29,924.00	.000	11/15/2027	40,000.00	2.710	2390
912833QB9	234362	2000	S 0 11-15-27	11/16/2017	78,006.00	.000	11/15/2027	100,000.00	2.500	2390
912833QB9	234951	2000	S 0 11-15-17	01/25/2018	30,632.80	.000	11/15/2027	40,000.00	2.740	2390
912833QB9	235061	2000	S 0 11-15-27	02/02/2018	30,533.20	.000	11/15/2027	40,000.00	2.780	2390
912833QB9	243388	2000	S 0 11-15-27	11/15/2019	34,231.20	.000	11/15/2027	40,000.00	1.956	2390
912833QB9	243631	2000	S 0 11-15-27	12/09/2019	34,780.80	.000	11/15/2027	40,000.00	1.770	2390
912833QB9	243724	2000	S 0 11-15-27	12/16/2019	34,574.80	.000	11/15/2027	40,000.00	1.850	2390
912833QB9	247331	2000	S 0 11-15-27	11/06/2020	38,017.60	.000	11/15/2027	40,000.00	.725	2390
912833QB9	247471	2000	S 0 11-15-27	11/19/2020	75,950.40	.000	11/15/2027	80,000.00	.745	2390
912833QB9	247636	2000	S 0 11-15-27	12/03/2020	38,110.00	.000	11/15/2027	40,000.00	.698	2390
912833QB9	247788	2000	S 0 11-15-27	12/14/2020	37,978.05	.000	11/15/2027	40,000.00	.751	2390
912833QB9	247848	2000	S 0 11-15-27	12/17/2020	38,127.20	.000	11/15/2027	40,000.00	.695	2390
31359YCX3	173965	2000	FNMA STRIP	12/14/2005	163,318.68	.000	01/15/2028	513,000.00	5.250	2451
912833RY8	184845	2000	US TREASURY STRIP	02/28/2008	3,811.70	.000	02/15/2028	10,000.00	4.890	2482
912833RY8	185235	2000	US TREASURY STRIP	03/27/2008	4,145.00	.000	02/15/2028	10,000.00	4.478	2482
912833RY8	185626	2000	US TREASURY STRIP	04/16/2008	4,125.00	.000	02/15/2028	10,000.00	4.515	2482
912833RY8	185890	2000	US TREASURY STRIP	04/28/2008	10,042.25	.000	02/15/2028	25,000.00	4.660	2482
912833RY8	190604	2000	US TREASURY STRIP	02/27/2009	24,675.00	.000	02/15/2028	50,000.00	3.758	2482
912833RY8	190835	2000	US TREASURY STRIP	03/20/2009	23,383.00	.000	02/15/2028	50,000.00	4.060	2482
912833RY8	190961	2000	US TREASURY STRIP	03/30/2009	47,190.00	.000	02/15/2028	100,000.00	4.017	2482
912833RY8	191127	2000	US TREASURY STRIP	04/13/2009	2,450.00	.000	02/15/2028	5,000.00	3.822	2482
912833RY8	191218	2000	US TREASURY STRIP	04/16/2009	23,318.00	.000	02/15/2028	50,000.00	4.091	2482
912833RY8	191865	2000	US TREASURY STRIP	04/24/2009	23,510.00	.000	02/15/2028	50,000.00	4.052	2482
912833RY8	194864	2000	US TREASURY STRIP	02/08/2010	42,392.00	.000	02/15/2028	100,000.00	4.820	2482
912833RY8	195188	2000	US TREASURY STRIP	03/03/2010	21,336.00	.000	02/15/2028	50,000.00	4.800	2482
912833RY8	195395	2000	US TREASURY STRIP	03/12/2010	42,132.00	.000	02/15/2028	100,000.00	4.879	2482
912833RY8	195864	2000	US TREASURY STRIP	04/08/2010	20,752.00	.000	02/15/2028	50,000.00	4.986	2482
912833RY8	196889	2000	US TREASURY STRIP	04/30/2010	21,770.00	.000	02/15/2028	50,000.00	4.727	2482
912833RY8	203863	2000	US TREASURY STRIP	02/28/2011	22,739.50	.000	02/15/2028	50,000.00	4.699	2482
912833RY8	204510	2000	US TREASURY STRIP	04/12/2011	45,348.00	.000	02/15/2028	100,000.00	4.750	2482



Run Date: 5/5/2021 10:19:51 AM

Investments Outstanding As Of Date: 4/30/2021

INVENTORY BY MATURITY REPORT

CUSIP	Investment #	Fund	Issuer	Purchase Date	Current Book	Current Rate	Maturity Date	Current Par	YTM	Days to Maturity
912833RY8	205423	2000	US TREASURY STRIP	05/05/2011	47,680.00	.000	02/15/2028	100,000.00	4.463	2482
912833RY8	208706	2000	US TREASURY STRIP	02/16/2012	31,175.00	.000	02/15/2028	50,000.00	2.975	2482
912833RY8	208877	2000	US TREASURY STRIP	03/05/2012	62,889.00	.000	02/15/2028	100,000.00	2.929	2482
912833RY8	209016	2000	US TREASURY STRIP	03/19/2012	29,611.50	.000	02/15/2028	50,000.00	3.320	2482
912833RY8	209141	2000	US TREASURY STRIP	04/05/2012	30,201.50	.000	02/15/2028	50,000.00	3.203	2482
912833RY8	209933	2000	US TREASURY STRIP	04/30/2012	31,377.00	.000	02/15/2028	50,000.00	2.972	2482
912833RY8	213295	2000	US TREASURY STRIP	03/25/2013	32,899.00	.000	02/15/2028	50,000.00	2.830	2482
912833RY8	213365	2000	US TREASURY STRIP	03/28/2013	66,007.00	.000	02/15/2028	100,000.00	2.810	2482
912833RY8	213442	2000	US TREASURY STRIP	04/04/2013	33,484.00	.000	02/15/2028	50,000.00	2.715	2482
912833RY8	213509	2000	US TREASURY STRIP	04/12/2013	68,518.00	.000	02/15/2028	100,000.00	2.563	2482
912833RY8	214261	2000	US TREASURY STRIP	05/02/2013	69,452.00	.000	02/15/2028	100,000.00	2.480	2482
912833RY8	216915	2000	US TREASURY STRIP	03/21/2014	157,507.50	.000	02/15/2028	250,000.00	3.350	2482
912833RY8	220881	2000	US TREASURY STRIP	02/13/2015	29,518.80	.000	02/15/2028	40,000.00	2.350	2482
912833RY8	222331	2000	US TREASURY STRIP	04/30/2015	29,739.20	.000	02/15/2028	40,000.00	2.330	2482
912833RY8	225721	2000	USTREASURYSTRIP	03/17/2016	30,577.20	.000	02/15/2028	40,000.00	2.267	2482
912833RY8	225756	2000	USTREASURYSTRIP	03/17/2016	13,962.89	.000	02/15/2028	18,250.00	2.260	2482
912833RY8	229663	2000	S 0 02-15-28	02/24/2017	38,783.16	.000	02/15/2028	52,000.00	2.690	2482
912833RY8	230022	2000	S 0 02-15-28	03/24/2017	299,124.00	.000	02/15/2028	400,000.00	2.685	2482
912833RY8	230119	2000	S 0 02-15-28	03/30/2017	188,612.50	.000	02/15/2028	250,000.00	2.606	2482
912833RY8	230239	2000	S 0 02-15-28	04/06/2017	37,929.50	.000	02/15/2028	50,000.00	2.560	2482
912833RY8	230334	2000	S 0 02-15-28	04/17/2017	30,562.40	.000	02/15/2028	40,000.00	2.500	2482
912833RY8	230993	2000	S 0 02-15-28	04/28/2017	191,160.00	.000	02/15/2028	250,000.00	2.500	2482
912833RY8	235202	2000	S 0 02-15-28	02/15/2018	29,845.60	.000	02/15/2028	40,000.00	2.950	2482
912833RY8	235371	2000	S 0 02-15-28	03/01/2018	29,908.80	.000	02/15/2028	40,000.00	2.940	2482
912833RY8	235396	2000	S 0 02-15-28	03/01/2018	29,842.00	.000	02/15/2028	40,000.00	2.963	2482
912833RY8	235456	2000	S 0 02-15-28	03/05/2018	148,714.00	.000	02/15/2028	200,000.00	3.000	2482
912833RY8	235529	2000	S 0 02-15-28	03/08/2018	29,907.60	.000	02/15/2028	40,000.00	2.946	2482
912833RY8	236311	2000	S 0 02-15-28	04/26/2018	29,726.40	.000	02/15/2028	40,000.00	3.050	2482
912833RY8	244738	2000	S 0 02-15-28	03/19/2020	37,782.40	.000	02/15/2028	40,000.00	.722	2482
912833RY8	244842	2000	S 0 02-15-28	04/02/2020	23,829.75	.000	02/15/2028	25,000.00	.610	2482
912833RY8	249114	2000	S 0 02-15-28	03/12/2021	36,551.60	.000	02/15/2028	40,000.00	1.305	2482
912833RY8	249141	2000	S 0 02-15-28	03/12/2021	73,103.20	.000	02/15/2028	80,000.00	1.305	2482
912833WQ9	186341	2010	US TREASURY STRIP	05/22/2008	2,914,416.94	.000	05/15/2028	7,538,000.00	4.813	2572



Run Date: 5/5/2021 10:19:51 AM

Investments Outstanding As Of Date: 4/30/2021

INVENTORY BY MATURITY REPORT

CUSIP	Investment #	Fund	Issuer	Purchase Date	Current Book	Current Rate	Maturity Date	Current Par	YTM	Days to Maturity
912833WQ9	186672	2000	US TREASURY STRIP	06/09/2008	9,572.00	.000	05/15/2028	25,000.00	4.875	2572
912833WQ9	187235	2000	US TREASURY STRIP	07/11/2008	3,993.00	.000	05/15/2028	10,000.00	4.680	2572
912833WQ9	192224	2000	US TREASURY STRIP	05/13/2009	63,585.00	.000	05/15/2028	150,000.00	4.567	2572
912833WQ9	193242	2000	US TREASURY STRIP	08/18/2009	22,379.83	.000	05/15/2028	50,000.00	4.335	2572
912833WQ9	197110	2000	US TREASURY STRIP	05/11/2010	137,853.61	.000	05/15/2028	306,000.00	4.477	2572
912833WQ9	197202	2000	US TREASURY STRIP	05/14/2010	11,177.00	.000	05/15/2028	25,000.00	4.522	2572
912833WQ9	198382	2000	US TREASURY STRIP	06/30/2010	24,247.50	.000	05/15/2028	50,000.00	4.090	2572
912833WQ9	198711	2000	US TREASURY STRIP	07/13/2010	48,200.00	.000	05/15/2028	100,000.00	4.133	2572
912833WQ9	205482	2000	US TREASURY STRIP	05/09/2011	47,643.00	.000	05/15/2028	100,000.00	4.405	2572
912833WQ9	206127	2000	US TREASURY STRIP	06/13/2011	49,493.00	.000	05/15/2028	100,000.00	4.200	2572
912833WQ9	206327	2000	US TREASURY STRIP	06/23/2011	24,652.00	.000	05/15/2028	50,000.00	4.230	2572
912833WQ9	206379	2000	US TREASURY STRIP	06/27/2011	24,620.50	.000	05/15/2028	50,000.00	4.240	2572
912833WQ9	210186	2000	US TREASURY STRIP	05/16/2012	32,309.50	.000	05/15/2028	50,000.00	2.748	2572
912833WQ9	210401	2000	US TREASURY STRIP	06/06/2012	34,894.00	.000	05/15/2028	50,000.00	2.269	2572
912833WQ9	210607	2000	US TREASURY STRIP	06/25/2012	33,486.00	.000	05/15/2028	50,000.00	2.539	2572
912833WQ9	214713	2000	US TREASURY STRIP	06/17/2013	31,699.00	.000	05/15/2028	50,000.00	3.080	2572
912833WQ9	218190	2000	US TREASURY STRIP	06/26/2014	32,263.00	.000	05/15/2028	50,000.00	3.180	2572
912833WQ9	218216	2000	US TREASURY STRIP	06/27/2014	32,103.00	.000	05/15/2028	50,000.00	3.217	2572
912833WQ9	218586	2000	US TREASURY STRIP	07/31/2014	33,116.00	.000	05/15/2028	50,000.00	3.010	2572
912833WQ9	222629	2000	US TREASURY STRIP	05/21/2015	177,315.00	.000	05/15/2028	250,000.00	2.663	2572
912833WQ9	226881	2000	US TREASURY STRI ZERO-% 5	05/26/2016	92,816.40	.000	05/15/2028	120,000.00	2.157	2572
912833WQ9	227321	2000	US TREASURY STRI ZERO-% 5	07/15/2016	40,803.00	.000	05/15/2028	50,000.00	1.725	2572
912833WQ9	227504	2000	US TREASURY STRI ZERO-% 5	07/29/2016	32,340.80	.000	05/15/2028	40,000.00	1.810	2572
912833WQ9	227676	2000	US TREASURY STRI ZERO-% 5	08/12/2016	80,672.00	.000	05/15/2028	100,000.00	1.835	2572
912833WQ9	231310	2000	S 0 05-15-28	05/11/2017	30,107.20	.000	05/15/2028	40,000.00	2.597	2572
912833WQ9	231599	2000	S 0 05-15-28	06/02/2017	30,636.80	.000	05/15/2028	40,000.00	2.450	2572
912833WQ9	237037	2000	S 0 05-15-28	06/14/2018	29,684.00	.000	05/15/2028	40,000.00	3.030	2572
912833WQ9	237322	2000	S 0 05-15-28	07/06/2018	30,036.80	.000	05/15/2028	40,000.00	2.927	2572
912833WQ9	237411	2000	S 0 05-15-28	07/12/2018	30,018.00	.000	05/15/2028	40,000.00	2.938	2572
912833WQ9	241261	2000	S 0 05-15-28	05/09/2019	31,886.80	.000	05/15/2028	40,000.00	2.530	2572
912833WQ9	241685	2000	S 0 05-15-28	06/21/2019	33,270.00	.000	05/15/2028	40,000.00	2.081	2572
912833WQ9	241910	2000	S 0 05-15-28	07/11/2019	33,376.80	.000	05/15/2028	40,000.00	2.057	2572
912833WQ9	242041	2000	S 0 05-15-28	07/22/2019	208,012.50	.000	05/15/2028	250,000.00	2.097	2572



Run Date: 5/5/2021 10:19:51 AM

Investments Outstanding As Of Date: 4/30/2021

INVENTORY BY MATURITY REPORT

CUSIP	Investment #	Fund	Issuer	Purchase Date	Current Book	Current Rate	Maturity Date	Current Par	YTM	Days to Maturity
912833WQ9	242104	2000	S 0 05-15-28	07/26/2019	33,463.20	.000	05/15/2028	40,000.00	2.037	2572
912833WQ9	245850	2000	S 0 05-15-28	05/18/2020	38,027.20	.000	05/15/2028	40,000.00	.634	2572
912833WQ9	246030	2000	S 0 05-15-28	06/12/2020	37,610.00	.000	05/15/2028	40,000.00	.779	2572
912833WQ9	246092	2000	S 0 05-15-28	06/19/2020	37,826.00	.000	05/15/2028	40,000.00	.708	2572
912833WQ9	246255	2000	S 0 05-15-28	07/16/2020	38,136.80	.000	05/15/2028	40,000.00	.610	2572
912833WQ9	246279	2000	S 0 05-15-28	07/16/2020	38,136.80	.000	05/15/2028	40,000.00	.610	2572
912833WQ9	246320	2000	S 0 05-15-28	07/20/2020	38,169.20	.000	05/15/2028	40,000.00	.600	2572
31359YCY1	173971	2000	FNMA STRIP	12/14/2005	124,161.72	.000	07/15/2028	402,000.00	5.270	2633
912833RZ5	178594	2000	US TREASURY STRIP	10/26/2006	46,993.14	.000	08/15/2028	138,000.00	5.002	2664
912833RZ5	188170	2010	US TREASURY STRIP	09/22/2008	247,104.00	.000	08/15/2028	576,000.00	4.299	2664
912833RZ5	193261	2000	US TREASURY STRIP	08/18/2009	41,670.25	.000	08/15/2028	100,000.00	4.663	2664
912833RZ5	199568	2000	US TREASURY STRIP	08/13/2010	24,355.00	.000	08/15/2028	50,000.00	4.035	2664
912833RZ5	200631	2000	US TREASURY STRIP	09/24/2010	50,193.00	.000	08/15/2028	100,000.00	3.890	2664
912833RZ5	207498	2000	US TREASURY STRIP	09/23/2011	30,028.50	.000	08/15/2028	50,000.00	3.041	2664
912833RZ5	207868	2000	US TREASURY STRIP	10/31/2011	58,924.00	.000	08/15/2028	100,000.00	3.175	2664
912833RZ5	207921	2000	US TREASURY STRIP	11/03/2011	29,338.50	.000	08/15/2028	50,000.00	3.202	2664
912833RZ5	211247	2000	US TREASURY STRIP	08/17/2012	33,155.50	.000	08/15/2028	50,000.00	2.585	2664
912833RZ5	211307	2000	US TREASURY STRIP	08/22/2012	65,071.00	.000	08/15/2028	100,000.00	2.707	2664
912833RZ5	215302	2000	US TREASURY STRIP	08/16/2013	29,367.00	.000	08/15/2028	50,000.00	3.580	2664
912833RZ5	215626	2000	US TREASURY STRIP	09/26/2013	29,645.50	.000	08/15/2028	50,000.00	3.542	2664
912833RZ5	215889	2000	US TREASURY STRIP	11/01/2013	61,006.00	.000	08/15/2028	100,000.00	3.370	2664
912833RZ5	218844	2000	US TREASURY STRIP	08/28/2014	267,208.00	.000	08/15/2028	400,000.00	2.910	2664
912833RZ5	219036	2000	US TREASURY STRIP	09/18/2014	65,100.00	.000	08/15/2028	100,000.00	3.110	2664
912833RZ5	219298	2000	US TREASURY STRIP	10/17/2014	27,454.80	.000	08/15/2028	40,000.00	2.740	2664
912833RZ5	224322	2000	USTREASURYSTRIP	10/08/2015	73,358.00	.000	08/15/2028	100,000.00	2.425	2664
912833RZ5	224490	2000	USTREASURYSTRIP	10/22/2015	73,193.00	.000	08/15/2028	100,000.00	2.450	2664
912833RZ5	224568	2000	USTREASURYSTRIP	10/29/2015	29,199.60	.000	08/15/2028	40,000.00	2.475	2664
912833RZ5	228080	2000	US TREASURY STRI ZERO-% 8	09/23/2016	39,718.00	.000	08/15/2028	50,000.00	1.945	2664
912833RZ5	228292	2000	US TREASURY STRI ZERO-% 8	10/14/2016	196,607.50	.000	08/15/2028	250,000.00	2.040	2664
912833RZ5	234135	2000	S 0 08-15-28	10/26/2017	30,583.20	.000	08/15/2028	40,000.00	2.500	2664
912833RZ5	234159	2000	S 0 08-15-28	10/26/2017	38,229.00	.000	08/15/2028	50,000.00	2.500	2664
912833RZ5	234194	2000	S 0 08-15-28	10/27/2017	19,075.00	.000	08/15/2028	25,000.00	2.520	2664
912833RZ5	237898	2000	S 0 08-15-28	08/23/2018	89,947.20	.000	08/15/2028	120,000.00	2.910	2664



Run Date: 5/5/2021 10:19:51 AM

Investments Outstanding As Of Date: 4/30/2021

INVENTORY BY MATURITY REPORT

CUSIP	Investment #	Fund	Issuer	Purchase Date	Current Book	Current Rate	Maturity Date	Current Par	YTM	Days to Maturity
912833RZ5	237924	2000	S 0 08-15-28	08/23/2018	30,011.60	.000	08/15/2028	40,000.00	2.900	2664
912833RZ5	237937	2000	S 0 08-15-28	08/23/2018	187,427.50	.000	08/15/2028	250,000.00	2.908	2664
912833RZ5	238214	2000	S 0 08-15-28	09/13/2018	29,786.00	.000	08/15/2028	40,000.00	2.994	2664
912833RZ5	238685	2000	S 0 08-15-28	10/25/2018	291,292.00	.000	08/15/2028	400,000.00	3.260	2664
912833RZ5	242345	2000	S 0 08-15-28	08/19/2019	21,663.25	.000	08/15/2028	25,000.00	1.600	2664
912833RZ5	242574	2000	S 0 08-15-28	09/06/2019	87,459.00	.000	08/15/2028	100,000.00	1.504	2664
912833RZ5	242667	2000	S 0 08-15-28	09/12/2019	69,016.80	.000	08/15/2028	80,000.00	1.662	2664
912833RZ5	242804	2000	S 0 08-15-28	09/23/2019	213,037.50	.000	08/15/2028	250,000.00	1.807	2664
912833RZ5	246482	2000	S 0 08-15-28	08/10/2020	38,332.80	.000	08/15/2028	40,000.00	.532	2664
912833RZ5	246787	2000	US Treasury Strip 08,15,2028	09/18/2020	76,277.35	.000	08/15/2028	80,000.00	.604	2664
912833RZ5	247007	2000	S 0 08-15-28	10/13/2020	37,858.80	.000	08/15/2028	40,000.00	.703	2664
912833RZ5	247134	2000	S 0 08-15-28	10/22/2020	37,866.76	.000	08/15/2028	40,000.00	.703	2664
3134A4CJ1	173969	2000	FHLMC STRIP	12/14/2005	391,074.72	.000	09/15/2028	1,252,000.00	5.180	2695
912833WR7	189269	2000	US TREASURY STRIP	11/21/2008	2,100.00	.000	11/15/2028	5,000.00	4.389	2756
912833WR7	194201	2000	US TREASURY STRIP	11/24/2009	42,737.00	.000	11/15/2028	100,000.00	4.531	2756
912833WR7	194734	2000	US TREASURY STRIP	01/28/2010	20,819.50	.000	11/15/2028	50,000.00	4.716	2756
912833WR7	201940	2000	US TREASURY STRIP	11/17/2010	23,377.00	.000	11/15/2028	50,000.00	4.270	2756
912833WR7	202156	2000	US TREASURY STRIP	11/24/2010	23,077.00	.000	11/15/2028	50,000.00	4.348	2756
912833WR7	203395	2000	US TREASURY STRIP	01/31/2011	43,735.00	.000	11/15/2028	100,000.00	4.704	2756
912833WR7	212197	2000	US TREASURY STRIP	11/30/2012	100,618.50	.000	11/15/2028	150,000.00	2.518	2756
912833WR7	212327	2000	US TREASURY STRIP	12/13/2012	234,944.50	.000	11/15/2028	350,000.00	2.519	2756
912833WR7	212656	2000	US TREASURY STRIP	01/17/2013	32,371.50	.000	11/15/2028	50,000.00	2.766	2756
912833WR7	216076	2000	US TREASURY STRIP	11/21/2013	29,533.00	.000	11/15/2028	50,000.00	3.545	2756
912833WR7	216421	2000	US TREASURY STRIP	01/09/2014	57,622.00	.000	11/15/2028	100,000.00	3.747	2756
912833WR7	219696	2000	US TREASURY STRIP	11/20/2014	167,887.50	.000	11/15/2028	250,000.00	2.867	2756
912833WR7	220251	2000	US TREASURY STRIP	01/09/2015	36,428.00	.000	11/15/2028	50,000.00	2.300	2756
912833WR7	220353	2000	US TREASURY STRIP	01/20/2015	72,720.00	.000	11/15/2028	100,000.00	2.319	2756
912833WR7	220440	2000	US TREASURY STRIP	01/26/2015	73,835.00	.000	11/15/2028	100,000.00	2.210	2756
912833WR7	220460	2000	US TREASURY STRIP	01/26/2015	36,834.50	.000	11/15/2028	50,000.00	2.227	2756
912833WR7	220480	2000	US TREASURY STRIP	01/26/2015	29,477.60	.000	11/15/2028	40,000.00	2.224	2756
912833WR7	220508	2000	US TREASURY STRIP	01/27/2015	184,852.50	.000	11/15/2028	250,000.00	2.200	2756
912833WR7	220612	2000	US TREASURY STRIP	01/29/2015	183,205.00	.000	11/15/2028	250,000.00	2.266	2756
912833WR7	225026	2000	USTREASURYSTRIP	12/24/2015	179,707.50	.000	11/15/2028	250,000.00	2.577	2756



Run Date: 5/5/2021 10:19:51 AM

Investments Outstanding As Of Date: 4/30/2021

INVENTORY BY MATURITY REPORT

CUSIP	Investment #	Fund	Issuer	Purchase Date	Current Book	Current Rate	Maturity Date	Current Par	YTM	Days to Maturity
912833WR7	225349	2000	USTREASURYSTRIP	02/04/2016	73,937.00	.000	11/15/2028	100,000.00	2.377	2756
912833WR7	228577	2000	US TREASURY STRI ZERO-% 1	11/14/2016	13,946.58	.000	11/15/2028	18,000.00	2.137	2756
912833WR7	229128	2000	S 0 11-15-28	01/12/2017	14,592.80	.000	11/15/2028	20,000.00	2.680	2756
912833WR7	229129	2000	S 0 11-15-28	01/12/2017	14,592.80	.000	11/15/2028	20,000.00	2.680	2756
912833WR7	229265	2000	S 0 11-15-28	01/26/2017	182,175.00	.000	11/15/2028	250,000.00	2.700	2756
912833WR7	229411	2000	S 0 11-15-28	02/02/2017	28,960.40	.000	11/15/2028	40,000.00	2.760	2756
912833WR7	234363	2000	S 0 11-15-28	11/16/2017	75,762.00	.000	11/15/2028	100,000.00	2.540	2756
912833WR7	234935	2000	S 0 11-15-28	01/25/2018	29,747.20	.000	11/15/2028	40,000.00	2.760	2756
912833WR7	235062	2000	S 0 11-15-28	02/02/2018	29,607.20	.000	11/15/2028	40,000.00	2.810	2756
912833WR7	243389	2000	S 0 11-15-28	11/15/2019	33,437.20	.000	11/15/2028	40,000.00	2.001	2756
912833WR7	243632	2000	S 0 11-15-28	12/09/2019	34,052.40	.000	11/15/2028	40,000.00	1.810	2756
912833WR7	243725	2000	S 0 11-15-28	12/16/2019	33,824.40	.000	11/15/2028	40,000.00	1.890	2756
912833WR7	247332	2000	S 0 11-15-28	11/06/2020	37,442.80	.000	11/15/2028	40,000.00	.825	2756
912833WR7	247472	2000	S 0 11-15-28	11/19/2020	74,719.20	.000	11/15/2028	80,000.00	.857	2756
912833WR7	247637	2000	S 0 11-15-28	12/03/2020	37,568.00	.000	11/15/2028	40,000.00	.791	2756
912833WR7	247789	2000	S 0 11-15-28	12/14/2020	37,355.52	.000	11/15/2028	40,000.00	.866	2756
912833WR7	247849	2000	S 0 11-15-28	12/17/2020	37,507.20	.000	11/15/2028	40,000.00	.815	2756
31359YCZ8	173966	2000	FNMA STRIP	12/14/2005	155,772.45	.000	01/15/2029	513,000.00	5.230	2817
912833XN5	184846	2000	US TREASURY STRIP	02/28/2008	3,646.82	.000	02/15/2029	10,000.00	4.870	2848
912833XN5	185236	2000	US TREASURY STRIP	03/27/2008	4,000.00	.000	02/15/2029	10,000.00	4.435	2848
912833XN5	185627	2000	US TREASURY STRIP	04/16/2008	3,990.00	.000	02/15/2029	10,000.00	4.459	2848
912833XN5	185891	2000	US TREASURY STRIP	04/28/2008	9,590.25	.000	02/15/2029	25,000.00	4.660	2848
912833XN5	191128	2000	US TREASURY STRIP	04/13/2009	2,350.00	.000	02/15/2029	5,000.00	3.841	2848
912833XN5	194865	2000	US TREASURY STRIP	02/08/2010	40,420.00	.000	02/15/2029	100,000.00	4.820	2848
912833XN5	195189	2000	US TREASURY STRIP	03/03/2010	21,321.50	.000	02/15/2029	50,000.00	4.547	2848
912833XN5	195396	2000	US TREASURY STRIP	03/12/2010	40,031.00	.000	02/15/2029	100,000.00	4.895	2848
912833XN5	195865	2000	US TREASURY STRIP	04/08/2010	19,674.00	.000	02/15/2029	50,000.00	5.008	2848
912833XN5	196890	2000	US TREASURY STRIP	04/30/2010	20,728.50	.000	02/15/2029	50,000.00	4.740	2848
912833XN5	203864	2000	US TREASURY STRIP	02/28/2011	21,484.00	.000	02/15/2029	50,000.00	4.758	2848
912833XN5	204511	2000	US TREASURY STRIP	04/12/2011	42,819.00	.000	02/15/2029	100,000.00	4.810	2848
912833XN5	205424	2000	US TREASURY STRIP	05/05/2011	45,195.00	.000	02/15/2029	100,000.00	4.517	2848
912833XN5	208707	2000	US TREASURY STRIP	02/16/2012	30,015.50	.000	02/15/2029	50,000.00	3.025	2848
912833XN5	208878	2000	US TREASURY STRIP	03/05/2012	60,629.00	.000	02/15/2029	100,000.00	2.974	2848





Run Date: 5/5/2021 10:19:51 AM

Investments Outstanding As Of Date: 4/30/2021

INVENTORY BY MATURITY REPORT

CUSIP	Investment #	Fund	Issuer	Purchase Date	Current Book	Current Rate	Maturity Date	Current Par	YTM	Days to Maturity
912833XN5	209017	2000	US TREASURY STRIP	03/19/2012	28,462.50	.000	02/15/2029	50,000.00	3.360	2848
912833XN5	209142	2000	US TREASURY STRIP	04/05/2012	29,073.00	.000	02/15/2029	50,000.00	3.241	2848
912833XN5	209934	2000	US TREASURY STRIP	04/30/2012	30,194.00	.000	02/15/2029	50,000.00	3.026	2848
912833XN5	213296	2000	US TREASURY STRIP	03/25/2013	31,539.50	.000	02/15/2029	50,000.00	2.920	2848
912833XN5	213366	2000	US TREASURY STRIP	03/28/2013	63,263.00	.000	02/15/2029	100,000.00	2.903	2848
912833XN5	213443	2000	US TREASURY STRIP	04/04/2013	32,116.50	.000	02/15/2029	50,000.00	2.809	2848
912833XN5	213510	2000	US TREASURY STRIP	04/12/2013	65,831.00	.000	02/15/2029	100,000.00	2.656	2848
912833XN5	214262	2000	US TREASURY STRIP	05/02/2013	66,921.00	.000	02/15/2029	100,000.00	2.560	2848
912833XN5	216916	2000	US TREASURY STRIP	03/21/2014	150,362.50	.000	02/15/2029	250,000.00	3.440	2848
912833XN5	220882	2000	US TREASURY STRIP	02/13/2015	28,678.00	.000	02/15/2029	40,000.00	2.390	2848
912833XN5	222332	2000	US TREASURY STRIP	04/30/2015	28,782.00	.000	02/15/2029	40,000.00	2.400	2848
912833XN5	225724	2000	USTREASURYSTRIIP	03/17/2016	29,622.80	.000	02/15/2029	40,000.00	2.339	2848
912833XN5	225758	2000	USTREASURYSTRIIP	03/17/2016	13,531.10	.000	02/15/2029	18,250.00	2.330	2848
912833XN5	229665	2000	S 0 02-15-29	02/24/2017	37,537.76	.000	02/15/2029	52,000.00	2.740	2848
912833XN5	230023	2000	S 0 02-15-29	03/24/2017	289,192.00	.000	02/15/2029	400,000.00	2.745	2848
912833XN5	230120	2000	S 0 02-15-29	03/30/2017	182,500.00	.000	02/15/2029	250,000.00	2.666	2848
912833XN5	230240	2000	S 0 02-15-29	04/06/2017	36,675.00	.000	02/15/2029	50,000.00	2.630	2848
912833XN5	230335	2000	S 0 02-15-29	04/17/2017	29,604.00	.000	02/15/2029	40,000.00	2.560	2848
912833XN5	230994	2000	S 0 02-15-29	04/28/2017	185,170.00	.000	02/15/2029	250,000.00	2.560	2848
912833XN5	235184	2000	S 0 02-15-29	02/15/2018	28,921.20	.000	02/15/2029	40,000.00	2.970	2848
912833XN5	235372	2000	S 0 02-15-29	03/01/2018	28,954.40	.000	02/15/2029	40,000.00	2.970	2848
912833XN5	235397	2000	S 0 02-15-29	03/01/2018	28,893.20	.000	02/15/2029	40,000.00	2.990	2848
912833XN5	235457	2000	S 0 02-15-29	03/05/2018	144,102.00	.000	02/15/2029	200,000.00	3.016	2848
912833XN5	235530	2000	S 0 02-15-29	03/08/2018	28,961.60	.000	02/15/2029	40,000.00	2.973	2848
912833XN5	236312	2000	S 0 02-15-29	04/26/2018	28,809.20	.000	02/15/2029	40,000.00	3.060	2848
912833XN5	244739	2000	S 0 02-15-29	03/19/2020	37,278.40	.000	02/15/2029	40,000.00	.792	2848
912833XN5	244846	2000	S 0 02-15-29	04/02/2020	23,497.25	.000	02/15/2029	25,000.00	.700	2848
912833XN5	249115	2000	S 0 02-15-29	03/12/2021	35,669.60	.000	02/15/2029	40,000.00	1.450	2848
912833XN5	249142	2000	S 0 02-15-29	03/12/2021	71,339.20	.000	02/15/2029	80,000.00	1.450	2848
912833XS4	186343	2010	US TREASURY STRIP	05/22/2008	2,772,174.88	.000	05/15/2029	7,538,000.00	4.825	2937
912833XS4	186673	2000	US TREASURY STRIP	06/09/2008	9,140.50	.000	05/15/2029	25,000.00	4.865	2937
912833XS4	187236	2000	US TREASURY STRIP	07/11/2008	3,824.10	.000	05/15/2029	10,000.00	4.665	2937
912833XS4	197112	2000	US TREASURY STRIP	05/11/2010	131,543.89	.000	05/15/2029	306,000.00	4.490	2937



Run Date: 5/5/2021 10:19:51 AM

Investments Outstanding As Of Date: 4/30/2021

INVENTORY BY MATURITY REPORT

CUSIP	Investment #	Fund	Issuer	Purchase Date	Current Book	Current Rate	Maturity Date	Current Par	YTM	Days to Maturity
912833XS4	197204	2000	US TREASURY STRIP	05/14/2010	10,619.00	.000	05/15/2029	25,000.00	4.557	2937
912833XS4	198383	2000	US TREASURY STRIP	06/30/2010	23,037.00	.000	05/15/2029	50,000.00	4.148	2937
912833XS4	198712	2000	US TREASURY STRIP	07/13/2010	45,800.00	.000	05/15/2029	100,000.00	4.188	2937
912833XS4	205483	2000	US TREASURY STRIP	05/09/2011	45,223.00	.000	05/15/2029	100,000.00	4.453	2937
912833XS4	206128	2000	US TREASURY STRIP	06/13/2011	46,816.00	.000	05/15/2029	100,000.00	4.280	2937
912833XS4	206326	2000	US TREASURY STRIP	06/23/2011	23,435.00	.000	05/15/2029	50,000.00	4.280	2937
912833XS4	206381	2000	US TREASURY STRIP	06/27/2011	23,374.50	.000	05/15/2029	50,000.00	4.297	2937
912833XS4	210187	2000	US TREASURY STRIP	05/16/2012	31,146.00	.000	05/15/2029	50,000.00	2.804	2937
912833XS4	210402	2000	US TREASURY STRIP	06/06/2012	33,823.50	.000	05/15/2029	50,000.00	2.321	2937
912833XS4	210608	2000	US TREASURY STRIP	06/25/2012	32,418.00	.000	05/15/2029	50,000.00	2.582	2937
912833XS4	214714	2000	US TREASURY STRIP	06/17/2013	30,314.50	.000	05/15/2029	50,000.00	3.170	2937
912833XS4	218191	2000	US TREASURY STRIP	06/26/2014	30,919.50	.000	05/15/2029	50,000.00	3.255	2937
912833XS4	218217	2000	US TREASURY STRIP	06/27/2014	30,768.50	.000	05/15/2029	50,000.00	3.289	2937
912833XS4	218587	2000	US TREASURY STRIP	07/31/2014	31,815.00	.000	05/15/2029	50,000.00	3.080	2937
912833XS4	222631	2000	US TREASURY STRIP	05/21/2015	170,645.00	.000	05/15/2029	250,000.00	2.750	2937
912833XS4	226882	2000	US TREASURY STRI ZERO-% 5	05/26/2016	90,230.40	.000	05/15/2029	120,000.00	2.210	2937
912833XS4	227322	2000	US TREASURY STRI ZERO-% 5	07/15/2016	39,854.00	.000	05/15/2029	50,000.00	1.775	2937
912833XS4	227505	2000	US TREASURY STRI ZERO-% 5	07/29/2016	31,562.40	.000	05/15/2029	40,000.00	1.860	2937
912833XS4	227677	2000	US TREASURY STRI ZERO-% 5	08/12/2016	78,862.00	.000	05/15/2029	100,000.00	1.870	2937
912833XS4	231311	2000	S 0 05-15-29	05/11/2017	29,104.80	.000	05/15/2029	40,000.00	2.665	2937
912833XS4	231601	2000	S 0 05-15-29	06/02/2017	29,688.80	.000	05/15/2029	40,000.00	2.510	2937
912833XS4	237038	2000	S 0 05-15-29	06/14/2018	28,742.40	.000	05/15/2029	40,000.00	3.050	2937
912833XS4	237323	2000	S 0 05-15-29	07/06/2018	29,140.00	.000	05/15/2029	40,000.00	2.939	2937
912833XS4	237415	2000	S 0 05-15-29	07/12/2018	29,154.40	.000	05/15/2029	40,000.00	2.938	2937
912833XS4	241262	2000	S 0 05-15-29	05/09/2019	31,002.80	.000	05/15/2029	40,000.00	2.560	2937
912833XS4	241686	2000	S 0 05-15-29	06/21/2019	32,438.80	.000	05/15/2029	40,000.00	2.128	2937
912833XS4	241911	2000	S 0 05-15-29	07/11/2019	32,564.00	.000	05/15/2029	40,000.00	2.100	2937
912833XS4	242038	2000	S 0 05-15-29	07/22/2019	202,697.50	.000	05/15/2029	250,000.00	2.148	2937
912833XS4	242105	2000	S 0 05-15-29	07/26/2019	32,629.60	.000	05/15/2029	40,000.00	2.088	2937
912833XS4	245851	2000	S 0 05-15-29	05/18/2020	37,561.60	.000	05/15/2029	40,000.00	.701	2937
912833XS4	246031	2000	S 0 05-15-29	06/12/2020	37,080.40	.000	05/15/2029	40,000.00	.851	2937
912833XS4	246093	2000	S 0 05-15-29	06/19/2020	37,313.60	.000	05/15/2029	40,000.00	.782	2937
912833XS4	246256	2000	S 0 05-15-29	07/16/2020	37,672.40	.000	05/15/2029	40,000.00	.680	2937



Run Date: 5/5/2021 10:19:51 AM

Investments Outstanding As Of Date: 4/30/2021

INVENTORY BY MATURITY REPORT

CUSIP	Investment #	Fund	Issuer	Purchase Date	Current Book	Current Rate	Maturity Date	Current Par	YTM	Days to Maturity
912833XS4	246280	2000	S 0 05-15-29	07/16/2020	37,672.40	.000	05/15/2029	40,000.00	.680	2937
912833XS4	246321	2000	S 0 05-15-29	07/20/2020	37,708.40	.000	05/15/2029	40,000.00	.670	2937
912833XP0	178595	2000	US TREASURY STRIP	10/26/2006	44,867.94	.000	08/15/2029	138,000.00	4.988	3029
912833XP0	188171	2010	US TREASURY STRIP	09/22/2008	237,248.64	.000	08/15/2029	576,000.00	4.290	3029
912833XP0	199569	2000	US TREASURY STRIP	08/13/2010	23,141.00	.000	08/15/2029	50,000.00	4.095	3029
912833XP0	200632	2000	US TREASURY STRIP	09/24/2010	47,851.00	.000	08/15/2029	100,000.00	3.940	3029
912833XP0	207499	2000	US TREASURY STRIP	09/23/2011	28,792.50	.000	08/15/2029	50,000.00	3.108	3029
912833XP0	207869	2000	US TREASURY STRIP	10/31/2011	56,550.00	.000	08/15/2029	100,000.00	3.230	3029
912833XP0	207922	2000	US TREASURY STRIP	11/03/2011	28,163.50	.000	08/15/2029	50,000.00	3.254	3029
912833XP0	211248	2000	US TREASURY STRIP	08/17/2012	32,050.50	.000	08/15/2029	50,000.00	2.634	3029
912833XP0	211308	2000	US TREASURY STRIP	08/22/2012	62,827.00	.000	08/15/2029	100,000.00	2.756	3029
912833XP0	215303	2000	US TREASURY STRIP	08/16/2013	28,077.00	.000	08/15/2029	50,000.00	3.640	3029
912833XP0	215627	2000	US TREASURY STRIP	09/26/2013	28,280.50	.000	08/15/2029	50,000.00	3.620	3029
912833XP0	215890	2000	US TREASURY STRIP	11/01/2013	58,272.00	.000	08/15/2029	100,000.00	3.450	3029
912833XP0	218845	2000	US TREASURY STRIP	08/28/2014	257,308.00	.000	08/15/2029	400,000.00	2.970	3029
912833XP0	219037	2000	US TREASURY STRIP	09/18/2014	62,500.00	.000	08/15/2029	100,000.00	3.178	3029
912833XP0	219297	2000	US TREASURY STRIP	10/17/2014	26,503.60	.000	08/15/2029	40,000.00	2.795	3029
912833XP0	224323	2000	USTREASURYSTRIP	10/08/2015	70,977.00	.000	08/15/2029	100,000.00	2.490	3029
912833XP0	224491	2000	USTREASURYSTRIP	10/22/2015	70,753.00	.000	08/15/2029	100,000.00	2.520	3029
912833XP0	224569	2000	USTREASURYSTRIP	10/29/2015	28,246.80	.000	08/15/2029	40,000.00	2.538	3029
912833XP0	228081	2000	US TREASURY STRI ZERO-% 8	09/23/2016	38,585.50	.000	08/15/2029	50,000.00	2.020	3029
912833XP0	228293	2000	US TREASURY STRI ZERO-% 8	10/14/2016	191,315.00	.000	08/15/2029	250,000.00	2.095	3029
912833XP0	234136	2000	S 0 08-15-29	10/26/2017	29,693.60	.000	08/15/2029	40,000.00	2.540	3029
912833XP0	234160	2000	S 0 08-15-29	10/26/2017	37,117.00	.000	08/15/2029	50,000.00	2.540	3029
912833XP0	234195	2000	S 0 08-15-29	10/27/2017	18,516.75	.000	08/15/2029	25,000.00	2.560	3029
912833XP0	237897	2000	S 0 08-15-29	08/23/2018	87,290.40	.000	08/15/2029	120,000.00	2.920	3029
912833XP0	237925	2000	S 0 08-15-29	08/23/2018	29,096.80	.000	08/15/2029	40,000.00	2.920	3029
912833XP0	237938	2000	S 0 08-15-29	08/23/2018	181,762.50	.000	08/15/2029	250,000.00	2.925	3029
912833XP0	238216	2000	S 0 08-15-29	09/13/2018	28,864.00	.000	08/15/2029	40,000.00	3.010	3029
912833XP0	238684	2000	S 0 08-15-29	10/25/2018	281,484.00	.000	08/15/2029	400,000.00	3.278	3029
912833XP0	242346	2000	S 0 08-15-29	08/19/2019	21,257.50	.000	08/15/2029	25,000.00	1.630	3029
912833XP0	242575	2000	S 0 08-15-29	09/06/2019	85,823.00	.000	08/15/2029	100,000.00	1.544	3029
912833XP0	242668	2000	S 0 08-15-29	09/12/2019	67,631.20	.000	08/15/2029	80,000.00	1.700	3029



Run Date: 5/5/2021 10:19:51 AM

Investments Outstanding As Of Date: 4/30/2021

INVENTORY BY MATURITY REPORT

CUSIP	Investment #	Fund	Issuer	Purchase Date	Current Book	Current Rate	Maturity Date	Current Par	YTM	Days to Maturity
912833XP0	242805	2000	S 0 08-15-29	09/23/2019	208,440.00	.000	08/15/2029	250,000.00	1.846	3029
912833XP0	246483	2000	S 0 08-15-29	08/10/2020	37,897.20	.000	08/15/2029	40,000.00	.600	3029
912833XP0	246788	2000	US Treasury Strip 08,15,2029	09/18/2020	75,202.29	.000	08/15/2029	80,000.00	.696	3029
912833XP0	247008	2000	S 0 08-15-29	10/13/2020	37,274.40	.000	08/15/2029	40,000.00	.800	3029
912833XP0	247135	2000	S 0 08-15-29	10/22/2020	37,299.55	.000	08/15/2029	40,000.00	.795	3029
912833XT2	189270	2000	US TREASURY STRIP	11/21/2008	2,012.50	.000	11/15/2029	5,000.00	4.384	3121
912833XT2	201941	2000	US TREASURY STRIP	11/17/2010	22,038.00	.000	11/15/2029	50,000.00	4.360	3121
912833XT2	202157	2000	US TREASURY STRIP	11/24/2010	21,799.50	.000	11/15/2029	50,000.00	4.423	3121
912833XT2	203396	2000	US TREASURY STRIP	01/31/2011	41,397.00	.000	11/15/2029	100,000.00	4.750	3121
912833XT2	212198	2000	US TREASURY STRIP	11/30/2012	97,201.50	.000	11/15/2029	150,000.00	2.575	3121
912833XT2	212328	2000	US TREASURY STRIP	12/13/2012	227,090.50	.000	11/15/2029	350,000.00	2.573	3121
912833XT2	212657	2000	US TREASURY STRIP	01/17/2013	31,166.50	.000	11/15/2029	50,000.00	2.829	3121
912833XT2	216077	2000	US TREASURY STRIP	11/21/2013	28,157.50	.000	11/15/2029	50,000.00	3.625	3121
912833XT2	216422	2000	US TREASURY STRIP	01/09/2014	54,936.00	.000	11/15/2029	100,000.00	3.816	3121
912833XT2	219698	2000	US TREASURY STRIP	11/20/2014	162,167.50	.000	11/15/2029	250,000.00	2.909	3121
912833XT2	220252	2000	US TREASURY STRIP	01/09/2015	35,448.00	.000	11/15/2029	50,000.00	2.330	3121
912833XT2	220354	2000	US TREASURY STRIP	01/20/2015	70,649.00	.000	11/15/2029	100,000.00	2.359	3121
912833XT2	220442	2000	US TREASURY STRIP	01/26/2015	71,914.00	.000	11/15/2029	100,000.00	2.240	3121
912833XT2	220461	2000	US TREASURY STRIP	01/26/2015	35,838.50	.000	11/15/2029	50,000.00	2.263	3121
912833XT2	220481	2000	US TREASURY STRIP	01/26/2015	28,673.20	.000	11/15/2029	40,000.00	2.262	3121
912833XT2	220509	2000	US TREASURY STRIP	01/27/2015	179,532.50	.000	11/15/2029	250,000.00	2.250	3121
912833XT2	220613	2000	US TREASURY STRIP	01/29/2015	178,337.50	.000	11/15/2029	250,000.00	2.297	3121
912833XT2	225027	2000	USTREASURYSTRIP	12/24/2015	174,040.00	.000	11/15/2029	250,000.00	2.624	3121
912833XT2	225330	2000	USTREASURYSTRIP	02/04/2016	71,526.00	.000	11/15/2029	100,000.00	2.447	3121
912833XT2	228578	2000	US TREASURY STRI ZERO-% 1	11/14/2016	14,310.23	.000	11/15/2029	19,000.00	2.192	3121
912833XT2	229130	2000	S 0 11-15-29	01/12/2017	14,155.60	.000	11/15/2029	20,000.00	2.710	3121
912833XT2	229131	2000	S 0 11-15-29	01/12/2017	14,155.60	.000	11/15/2029	20,000.00	2.710	3121
912833XT2	229277	2000	S 0 11-15-29	01/26/2017	176,237.50	.000	11/15/2029	250,000.00	2.750	3121
912833XT2	229412	2000	S 0 11-15-29	02/02/2017	28,035.60	.000	11/15/2029	40,000.00	2.800	3121
912833XT2	234364	2000	S 0 11-15-29	11/16/2017	73,525.00	.000	11/15/2029	100,000.00	2.580	3121
912833XT2	234936	2000	S 0 11-15-29	01/25/2018	28,875.60	.000	11/15/2029	40,000.00	2.780	3121
912833XT2	235063	2000	S 0 11-15-29	02/02/2018	28,725.60	.000	11/15/2029	40,000.00	2.830	3121
912833XT2	243390	2000	S 0 11-15-29	11/15/2019	32,664.80	.000	11/15/2029	40,000.00	2.036	3121



Run Date: 5/5/2021 10:19:51 AM

Investments Outstanding As Of Date: 4/30/2021

INVENTORY BY MATURITY REPORT

CUSIP	Investment #	Fund	Issuer	Purchase Date	Current Book	Current Rate	Maturity Date	Current Par	YTM	Days to Maturity
912833XT2	243633	2000	S 0 11-15-29	12/09/2019	33,312.80	.000	11/15/2029	40,000.00	1.850	3121
912833XT2	243726	2000	S 0 11-15-29	12/16/2019	33,064.00	.000	11/15/2029	40,000.00	1.930	3121
912833XT2	247333	2000	S 0 11-15-29	11/06/2020	36,836.80	.000	11/15/2029	40,000.00	.915	3121
912833XT2	247473	2000	S 0 11-15-29	11/19/2020	73,564.80	.000	11/15/2029	80,000.00	.935	3121
912833XT2	247638	2000	S 0 11-15-29	12/03/2020	36,971.60	.000	11/15/2029	40,000.00	.882	3121
912833XT2	247790	2000	S 0 11-15-29	12/14/2020	36,675.97	.000	11/15/2029	40,000.00	.975	3121
912833XT2	247850	2000	S 0 11-15-29	12/17/2020	36,858.40	.000	11/15/2029	40,000.00	.920	3121
31359YDB0	173967	2000	FMNA STRIP	12/14/2005	149,678.01	.000	01/15/2030	513,000.00	5.180	3182
912833XX3	184847	2000	US TREASURY STRIP	02/28/2008	3,482.97	.000	02/15/2030	10,000.00	4.860	3213
912833XX3	185237	2000	US TREASURY STRIP	03/27/2008	3,800.00	.000	02/15/2030	10,000.00	4.470	3213
912833XX3	185628	2000	US TREASURY STRIP	04/16/2008	3,800.00	.000	02/15/2030	10,000.00	4.481	3213
912833XX3	185892	2000	US TREASURY STRIP	04/28/2008	9,217.25	.000	02/15/2030	25,000.00	4.630	3213
912833XX3	191130	2000	US TREASURY STRIP	04/13/2009	2,250.00	.000	02/15/2030	5,000.00	3.868	3213
912833XX3	203865	2000	US TREASURY STRIP	02/28/2011	20,308.00	.000	02/15/2030	50,000.00	4.808	3213
912833XX3	204512	2000	US TREASURY STRIP	04/12/2011	40,681.00	.000	02/15/2030	100,000.00	4.830	3213
912833XX3	205425	2000	US TREASURY STRIP	05/05/2011	42,849.00	.000	02/15/2030	100,000.00	4.564	3213
912833XX3	208708	2000	US TREASURY STRIP	02/16/2012	28,921.50	.000	02/15/2030	50,000.00	3.065	3213
912833XX3	208879	2000	US TREASURY STRIP	03/05/2012	58,409.00	.000	02/15/2030	100,000.00	3.018	3213
912833XX3	209018	2000	US TREASURY STRIP	03/19/2012	27,336.50	.000	02/15/2030	50,000.00	3.400	3213
912833XX3	209143	2000	US TREASURY STRIP	04/05/2012	27,946.50	.000	02/15/2030	50,000.00	3.283	3213
912833XX3	209935	2000	US TREASURY STRIP	04/30/2012	29,070.50	.000	02/15/2030	50,000.00	3.071	3213
912833XX3	213297	2000	US TREASURY STRIP	03/25/2013	30,283.50	.000	02/15/2030	50,000.00	2.990	3213
912833XX3	213367	2000	US TREASURY STRIP	03/28/2013	60,753.00	.000	02/15/2030	100,000.00	2.973	3213
912833XX3	213444	2000	US TREASURY STRIP	04/04/2013	30,856.50	.000	02/15/2030	50,000.00	2.882	3213
912833XX3	213511	2000	US TREASURY STRIP	04/12/2013	63,428.00	.000	02/15/2030	100,000.00	2.721	3213
912833XX3	214263	2000	US TREASURY STRIP	05/02/2013	64,274.00	.000	02/15/2030	100,000.00	2.650	3213
912833XX3	216917	2000	US TREASURY STRIP	03/21/2014	143,740.00	.000	02/15/2030	250,000.00	3.510	3213
912833XX3	220883	2000	US TREASURY STRIP	02/13/2015	27,839.20	.000	02/15/2030	40,000.00	2.430	3213
912833XX3	222333	2000	US TREASURY STRIP	04/30/2015	27,898.80	.000	02/15/2030	40,000.00	2.450	3213
912833XX3	225726	2000	USTREASURYSTRI	03/17/2016	28,864.80	.000	02/15/2030	40,000.00	2.358	3213
912833XX3	225761	2000	USTREASURYSTRI	03/17/2016	13,166.83	.000	02/15/2030	18,250.00	2.360	3213
912833XX3	229666	2000	S 0 02-15-30	02/24/2017	36,343.84	.000	02/15/2030	52,000.00	2.780	3213
912833XX3	230024	2000	S 0 02-15-30	03/24/2017	279,628.00	.000	02/15/2030	400,000.00	2.795	3213



Run Date: 5/5/2021 10:19:51 AM

Investments Outstanding As Of Date: 4/30/2021

INVENTORY BY MATURITY REPORT

CUSIP	Investment #	Fund	Issuer	Purchase Date	Current Book	Current Rate	Maturity Date	Current Par	YTM	Days to Maturity
912833XX3	230116	2000	S 0 02-15-30	03/30/2017	176,715.00	.000	02/15/2030	250,000.00	2.711	3213
912833XX3	230222	2000	S 0 02-15-30	04/06/2017	35,593.00	.000	02/15/2030	50,000.00	2.660	3213
912833XX3	230336	2000	S 0 02-15-30	04/17/2017	28,751.20	.000	02/15/2030	40,000.00	2.590	3213
912833XX3	230976	2000	S 0 02-15-30	04/28/2017	179,835.00	.000	02/15/2030	250,000.00	2.590	3213
912833XX3	235203	2000	S 0 02-15-30	02/15/2018	27,981.60	.000	02/15/2030	40,000.00	3.000	3213
912833XX3	235373	2000	S 0 02-15-30	03/01/2018	28,047.20	.000	02/15/2030	40,000.00	2.990	3213
912833XX3	235398	2000	S 0 02-15-30	03/01/2018	27,962.80	.000	02/15/2030	40,000.00	3.016	3213
912833XX3	235458	2000	S 0 02-15-30	03/05/2018	139,392.00	.000	02/15/2030	200,000.00	3.044	3213
912833XX3	235531	2000	S 0 02-15-30	03/08/2018	28,020.80	.000	02/15/2030	40,000.00	3.003	3213
912833XX3	236313	2000	S 0 02-15-30	04/26/2018	27,882.80	.000	02/15/2030	40,000.00	3.080	3213
912833XX3	244740	2000	S 0 02-15-30	03/19/2020	36,883.20	.000	02/15/2030	40,000.00	.820	3213
912833XX3	244851	2000	S 0 02-15-30	04/02/2020	23,173.75	.000	02/15/2030	25,000.00	.770	3213
912833XX3	249116	2000	S 0 02-15-30	03/12/2021	34,733.60	.000	02/15/2030	40,000.00	1.587	3213
912833XX3	249143	2000	S 0 02-15-30	03/12/2021	69,467.20	.000	02/15/2030	80,000.00	1.587	3213
31359YEA1	173972	2000	FNMA STRIP	12/14/2005	446,896.72	.000	05/15/2030	1,558,000.00	5.180	3302
912833XU9	186344	2010	US TREASURY STRIP	05/22/2008	2,669,356.56	.000	05/15/2030	7,538,000.00	4.779	3302
912833XU9	186674	2000	US TREASURY STRIP	06/09/2008	8,796.00	.000	05/15/2030	25,000.00	4.820	3302
912833XU9	187237	2000	US TREASURY STRIP	07/11/2008	3,685.50	.000	05/15/2030	10,000.00	4.622	3302
912833XU9	197113	2000	US TREASURY STRIP	05/11/2010	125,451.43	.000	05/15/2030	306,000.00	4.506	3302
912833XU9	197205	2000	US TREASURY STRIP	05/14/2010	10,115.50	.000	05/15/2030	25,000.00	4.575	3302
912833XU9	198713	2000	US TREASURY STRIP	07/13/2010	43,800.00	.000	05/15/2030	100,000.00	4.205	3302
912833XU9	205484	2000	US TREASURY STRIP	05/09/2011	42,946.00	.000	05/15/2030	100,000.00	4.494	3302
912833XU9	206129	2000	US TREASURY STRIP	06/13/2011	44,555.00	.000	05/15/2030	100,000.00	4.319	3302
912833XU9	206325	2000	US TREASURY STRIP	06/23/2011	22,256.50	.000	05/15/2030	50,000.00	4.330	3302
912833XU9	206383	2000	US TREASURY STRIP	06/27/2011	22,195.00	.000	05/15/2030	50,000.00	4.348	3302
912833XU9	210188	2000	US TREASURY STRIP	05/16/2012	30,005.50	.000	05/15/2030	50,000.00	2.858	3302
912833XU9	210403	2000	US TREASURY STRIP	06/06/2012	32,844.50	.000	05/15/2030	50,000.00	2.356	3302
912833XU9	210609	2000	US TREASURY STRIP	06/25/2012	31,362.50	.000	05/15/2030	50,000.00	2.624	3302
912833XU9	214715	2000	US TREASURY STRIP	06/17/2013	29,084.00	.000	05/15/2030	50,000.00	3.230	3302
912833XU9	218192	2000	US TREASURY STRIP	06/26/2014	29,634.50	.000	05/15/2030	50,000.00	3.320	3302
912833XU9	218218	2000	US TREASURY STRIP	06/27/2014	29,671.00	.000	05/15/2030	50,000.00	3.313	3302
912833XU9	218588	2000	US TREASURY STRIP	07/31/2014	30,571.00	.000	05/15/2030	50,000.00	3.140	3302
912833XU9	222632	2000	US TREASURY STRIP	05/21/2015	164,140.00	.000	05/15/2030	250,000.00	2.828	3302



Run Date: 5/5/2021 10:19:51 AM

Investments Outstanding As Of Date: 4/30/2021

INVENTORY BY MATURITY REPORT

CUSIP	Investment #	Fund	Issuer	Purchase Date	Current Book	Current Rate	Maturity Date	Current Par	YTM	Days to Maturity
912833XU9	226889	2000	US TREASURY STRI ZERO-% 5	05/26/2016	87,688.80	.000	05/15/2030	120,000.00	2.258	3302
912833XU9	227323	2000	US TREASURY STRI ZERO-% 5	07/15/2016	39,075.50	.000	05/15/2030	50,000.00	1.790	3302
912833XU9	227506	2000	US TREASURY STRI ZERO-% 5	07/29/2016	30,878.00	.000	05/15/2030	40,000.00	1.885	3302
912833XU9	227678	2000	US TREASURY STRI ZERO-% 5	08/12/2016	77,039.00	.000	05/15/2030	100,000.00	1.905	3302
912833XU9	231312	2000	S 0 05-15-30	05/11/2017	28,257.20	.000	05/15/2030	40,000.00	2.689	3302
912833XU9	231583	2000	S 0 05-15-30	06/02/2017	28,846.80	.000	05/15/2030	40,000.00	2.540	3302
912833XU9	237039	2000	S 0 05-15-30	06/14/2018	27,820.00	.000	05/15/2030	40,000.00	3.070	3302
912833XU9	237324	2000	S 0 05-15-30	07/06/2018	28,223.60	.000	05/15/2030	40,000.00	2.962	3302
912833XU9	237410	2000	S 0 05-15-30	07/12/2018	28,235.60	.000	05/15/2030	40,000.00	2.963	3302
912833XU9	241263	2000	S 0 05-15-30	05/09/2019	30,093.20	.000	05/15/2030	40,000.00	2.600	3302
912833XU9	241687	2000	S 0 05-15-30	06/21/2019	31,619.60	.000	05/15/2030	40,000.00	2.169	3302
912833XU9	241912	2000	S 0 05-15-30	07/11/2019	31,744.00	.000	05/15/2030	40,000.00	2.143	3302
912833XU9	242037	2000	S 0 05-15-30	07/22/2019	197,377.50	.000	05/15/2030	250,000.00	2.197	3302
912833XU9	242106	2000	S 0 05-15-30	07/26/2019	31,816.00	.000	05/15/2030	40,000.00	2.130	3302
912833XU9	245852	2000	S 0 05-15-30	05/18/2020	37,062.80	.000	05/15/2030	40,000.00	.765	3302
912833XU9	246032	2000	S 0 05-15-30	06/12/2020	36,470.40	.000	05/15/2030	40,000.00	.933	3302
912833XU9	246094	2000	S 0 05-15-30	06/19/2020	36,706.80	.000	05/15/2030	40,000.00	.869	3302
912833XU9	246257	2000	S 0 05-15-30	07/16/2020	37,161.60	.000	05/15/2030	40,000.00	.750	3302
912833XU9	246281	2000	S 0 05-15-30	07/16/2020	37,161.60	.000	05/15/2030	40,000.00	.750	3302
912833XU9	246322	2000	S 0 05-15-30	07/20/2020	37,219.20	.000	05/15/2030	40,000.00	.735	3302
912833XY1	178596	2000	US TREASURY STRIP	10/26/2006	43,180.20	.000	08/15/2030	138,000.00	4.941	3394
912833XY1	188172	2010	US TREASURY STRIP	09/22/2008	228,124.80	.000	08/15/2030	576,000.00	4.275	3394
912833XY1	207500	2000	US TREASURY STRIP	09/23/2011	27,601.50	.000	08/15/2030	50,000.00	3.170	3394
912833XY1	207870	2000	US TREASURY STRIP	10/31/2011	54,463.00	.000	08/15/2030	100,000.00	3.260	3394
912833XY1	207923	2000	US TREASURY STRIP	11/03/2011	27,138.50	.000	08/15/2030	50,000.00	3.280	3394
912833XY1	211249	2000	US TREASURY STRIP	08/17/2012	31,018.00	.000	08/15/2030	50,000.00	2.671	3394
912833XY1	211309	2000	US TREASURY STRIP	08/22/2012	60,719.00	.000	08/15/2030	100,000.00	2.794	3394
912833XY1	215304	2000	US TREASURY STRIP	08/16/2013	26,768.00	.000	08/15/2030	50,000.00	3.710	3394
912833XY1	215628	2000	US TREASURY STRIP	09/26/2013	27,014.00	.000	08/15/2030	50,000.00	3.679	3394
912833XY1	215891	2000	US TREASURY STRIP	11/01/2013	55,712.00	.000	08/15/2030	100,000.00	3.515	3394
912833XY1	218846	2000	US TREASURY STRIP	08/28/2014	247,876.00	.000	08/15/2030	400,000.00	3.020	3394
912833XY1	219038	2000	US TREASURY STRIP	09/18/2014	60,300.00	.000	08/15/2030	100,000.00	3.205	3394
912833XY1	219290	2000	US TREASURY STRIP	10/17/2014	25,637.60	.000	08/15/2030	40,000.00	2.830	3394



Run Date: 5/5/2021 10:19:51 AM

Investments Outstanding As Of Date: 4/30/2021

INVENTORY BY MATURITY REPORT

CUSIP	Investment #	Fund	Issuer	Purchase Date	Current Book	Current Rate	Maturity Date	Current Par	YTM	Days to Maturity
912833XY1	224324	2000	USTREASURYSTRIP	10/08/2015	68,686.00	.000	08/15/2030	100,000.00	2.545	3394
912833XY1	224492	2000	USTREASURYSTRIP	10/22/2015	68,401.00	.000	08/15/2030	100,000.00	2.580	3394
912833XY1	224570	2000	USTREASURYSTRIP	10/29/2015	27,323.60	.000	08/15/2030	40,000.00	2.593	3394
912833XY1	228092	2000	US TREASURY STRI ZERO-% 8	09/23/2016	37,558.50	.000	08/15/2030	50,000.00	2.070	3394
912833XY1	228274	2000	US TREASURY STRI ZERO-% 8	10/14/2016	185,965.00	.000	08/15/2030	250,000.00	2.150	3394
912833XY1	234137	2000	S 0 08-15-30	10/26/2017	28,734.80	.000	08/15/2030	40,000.00	2.600	3394
912833XY1	234161	2000	S 0 08-15-30	10/26/2017	35,941.50	.000	08/15/2030	50,000.00	2.595	3394
912833XY1	234196	2000	S 0 08-15-30	10/27/2017	17,915.25	.000	08/15/2030	25,000.00	2.620	3394
912833XY1	237896	2000	S 0 08-15-30	08/23/2018	84,596.40	.000	08/15/2030	120,000.00	2.940	3394
912833XY1	237926	2000	S 0 08-15-30	08/23/2018	28,232.00	.000	08/15/2030	40,000.00	2.930	3394
912833XY1	237939	2000	S 0 08-15-30	08/23/2018	176,165.00	.000	08/15/2030	250,000.00	2.944	3394
912833XY1	238215	2000	S 0 08-15-30	09/13/2018	27,801.60	.000	08/15/2030	40,000.00	3.075	3394
912833XY1	238683	2000	S 0 08-15-30	10/25/2018	272,004.00	.000	08/15/2030	400,000.00	3.293	3394
912833XY1	242347	2000	S 0 08-15-30	08/19/2019	20,824.25	.000	08/15/2030	25,000.00	1.670	3394
912833XY1	242576	2000	S 0 08-15-30	09/06/2019	84,180.00	.000	08/15/2030	100,000.00	1.580	3394
912833XY1	242669	2000	S 0 08-15-30	09/12/2019	66,238.40	.000	08/15/2030	80,000.00	1.735	3394
912833XY1	242806	2000	S 0 08-15-30	09/23/2019	203,742.50	.000	08/15/2030	250,000.00	1.887	3394
912833XY1	246484	2000	S 0 08-15-30	08/10/2020	37,416.00	.000	08/15/2030	40,000.00	.668	3394
912833XY1	246789	2000	US Treasury Strip 08,15,2030	09/18/2020	73,999.53	.000	08/15/2030	80,000.00	.789	3394
912833XY1	247009	2000	S 0 08-15-30	10/13/2020	36,613.60	.000	08/15/2030	40,000.00	.901	3394
912833XY1	247136	2000	S 0 08-15-30	10/22/2020	36,675.49	.000	08/15/2030	40,000.00	.886	3394
9128337N4	189271	2000	US TREASURY STRIP	11/21/2008	1,925.00	.000	11/15/2030	5,000.00	4.389	3486
9128337N4	203397	2000	US TREASURY STRIP	01/31/2011	39,285.00	.000	11/15/2030	100,000.00	4.778	3486
9128337N4	212199	2000	US TREASURY STRIP	11/30/2012	93,927.00	.000	11/15/2030	150,000.00	2.624	3486
9128337N4	212329	2000	US TREASURY STRIP	12/13/2012	219,327.50	.000	11/15/2030	350,000.00	2.625	3486
9128337N4	212658	2000	US TREASURY STRIP	01/17/2013	30,017.00	.000	11/15/2030	50,000.00	2.883	3486
9128337N4	216078	2000	US TREASURY STRIP	11/21/2013	26,893.50	.000	11/15/2030	50,000.00	3.685	3486
9128337N4	216423	2000	US TREASURY STRIP	01/09/2014	52,384.00	.000	11/15/2030	100,000.00	3.875	3486
9128337N4	219699	2000	US TREASURY STRIP	11/20/2014	156,930.00	.000	11/15/2030	250,000.00	2.934	3486
9128337N4	220253	2000	US TREASURY STRIP	01/09/2015	34,473.50	.000	11/15/2030	50,000.00	2.360	3486
9128337N4	220355	2000	US TREASURY STRIP	01/20/2015	68,765.00	.000	11/15/2030	100,000.00	2.382	3486
9128337N4	220443	2000	US TREASURY STRIP	01/26/2015	70,110.00	.000	11/15/2030	100,000.00	2.260	3486
9128337N4	220462	2000	US TREASURY STRIP	01/26/2015	34,948.50	.000	11/15/2030	50,000.00	2.279	3486





Run Date: 5/5/2021 10:19:51 AM

Investments Outstanding As Of Date: 4/30/2021

INVENTORY BY MATURITY REPORT

CUSIP	Investment #	Fund	Issuer	Purchase Date	Current Book	Current Rate	Maturity Date	Current Par	YTM	Days to Maturity
9128337N4	220482	2000	US TREASURY STRIP	01/26/2015	27,948.00	.000	11/15/2030	40,000.00	2.282	3486
9128337N4	220510	2000	US TREASURY STRIP	01/27/2015	175,012.50	.000	11/15/2030	250,000.00	2.270	3486
9128337N4	220614	2000	US TREASURY STRIP	01/29/2015	173,905.00	.000	11/15/2030	250,000.00	2.311	3486
9128337N4	225028	2000	USTREASURYSTRI	12/24/2015	168,765.00	.000	11/15/2030	250,000.00	2.656	3486
9128337N4	225331	2000	USTREASURYSTRI	02/04/2016	69,459.00	.000	11/15/2030	100,000.00	2.481	3486
9128337N4	228579	2000	US TREASURY STR ZERO-% 1	11/14/2016	13,169.52	.000	11/15/2030	18,000.00	2.244	3486
9128337N4	229127	2000	S 0 11-15-30	01/12/2017	13,704.60	.000	11/15/2030	20,000.00	2.750	3486
9128337N4	229144	2000	S 0 11-15-30	01/12/2017	13,704.60	.000	11/15/2030	20,000.00	2.750	3486
9128337N4	229278	2000	S 0 11-15-30	01/26/2017	170,557.50	.000	11/15/2030	250,000.00	2.790	3486
9128337N4	229413	2000	S 0 11-15-30	02/02/2017	27,118.80	.000	11/15/2030	40,000.00	2.840	3486
9128337N4	234365	2000	S 0 11-15-30	11/16/2017	71,297.00	.000	11/15/2030	100,000.00	2.620	3486
9128337N4	234937	2000	S 0 11-15-30	01/25/2018	28,018.40	.000	11/15/2030	40,000.00	2.800	3486
9128337N4	235064	2000	S 0 11-15-30	02/02/2018	27,859.20	.000	11/15/2030	40,000.00	2.850	3486
9128337N4	243391	2000	S 0 11-15-30	11/15/2019	31,854.00	.000	11/15/2030	40,000.00	2.081	3486
9128337N4	243634	2000	S 0 11-15-30	12/09/2019	32,563.60	.000	11/15/2030	40,000.00	1.890	3486
9128337N4	243727	2000	S 0 11-15-30	12/16/2019	32,294.80	.000	11/15/2030	40,000.00	1.970	3486
9128337N4	247334	2000	S 0 11-15-30	11/06/2020	36,193.60	.000	11/15/2030	40,000.00	1.000	3486
9128337N4	247474	2000	S 0 11-15-30	11/19/2020	72,157.60	.000	11/15/2030	80,000.00	1.036	3486
9128337N4	247639	2000	S 0 11-15-30	12/03/2020	36,320.80	.000	11/15/2030	40,000.00	.972	3486
9128337N4	247791	2000	S 0 11-15-30	12/14/2020	35,958.96	.000	11/15/2030	40,000.00	1.076	3486
9128337N4	247851	2000	S 0 11-15-30	12/17/2020	36,163.20	.000	11/15/2030	40,000.00	1.020	3486
912803CK7	184848	2000	US TREASURY STRIP (P)	02/28/2008	3,364.63	.000	02/15/2031	10,000.00	4.800	3578
912833XZ8	185238	2000	US TREASURY STRIP	03/27/2008	3,700.00	.000	02/15/2031	10,000.00	4.392	3578
912833XZ8	185629	2000	US TREASURY STRIP	04/16/2008	3,700.00	.000	02/15/2031	10,000.00	4.402	3578
912833XZ8	185893	2000	US TREASURY STRIP	04/28/2008	8,923.25	.000	02/15/2031	25,000.00	4.570	3578
912833XZ8	191131	2000	US TREASURY STRIP	04/13/2009	2,200.00	.000	02/15/2031	5,000.00	3.794	3578
912833XZ8	208709	2000	US TREASURY STRIP	02/16/2012	27,872.00	.000	02/15/2031	50,000.00	3.100	3578
912833XZ8	208880	2000	US TREASURY STRIP	03/05/2012	56,337.00	.000	02/15/2031	100,000.00	3.051	3578
912833XZ8	209019	2000	US TREASURY STRIP	03/19/2012	26,400.00	.000	02/15/2031	50,000.00	3.406	3578
912833XZ8	209144	2000	US TREASURY STRIP	04/05/2012	26,862.00	.000	02/15/2031	50,000.00	3.321	3578
912833XZ8	209936	2000	US TREASURY STRIP	04/30/2012	28,057.50	.000	02/15/2031	50,000.00	3.098	3578
912833XZ8	213298	2000	US TREASURY STRIP	03/25/2013	29,037.50	.000	02/15/2031	50,000.00	3.060	3578
912833XZ8	213368	2000	US TREASURY STRIP	03/28/2013	58,325.00	.000	02/15/2031	100,000.00	3.037	3578



Run Date: 5/5/2021 10:19:51 AM

Investments Outstanding As Of Date: 4/30/2021

INVENTORY BY MATURITY REPORT

CUSIP	Investment #	Fund	Issuer	Purchase Date	Current Book	Current Rate	Maturity Date	Current Par	YTM	Days to Maturity
912833XZ8	213445	2000	US TREASURY STRIP	04/04/2013	29,608.50	.000	02/15/2031	50,000.00	2.954	3578
912833XZ8	213512	2000	US TREASURY STRIP	04/12/2013	61,034.00	.000	02/15/2031	100,000.00	2.786	3578
912833XZ8	214264	2000	US TREASURY STRIP	05/02/2013	61,948.00	.000	02/15/2031	100,000.00	2.710	3578
912833XZ8	216918	2000	US TREASURY STRIP	03/21/2014	137,447.50	.000	02/15/2031	250,000.00	3.570	3578
912833XZ8	220885	2000	US TREASURY STRIP	02/13/2015	27,046.40	.000	02/15/2031	40,000.00	2.460	3578
912833XZ8	222334	2000	US TREASURY STRIP	04/30/2015	27,100.80	.000	02/15/2031	40,000.00	2.480	3578
912833XZ8	225728	2000	USTREASURYSTRIP	03/17/2016	28,046.00	.000	02/15/2031	40,000.00	2.395	3578
912833XZ8	225739	2000	USTREASURYSTRIP	03/17/2016	12,823.55	.000	02/15/2031	18,250.00	2.380	3578
912833XZ8	229667	2000	S 0 02-15-31	02/24/2017	35,208.16	.000	02/15/2031	52,000.00	2.810	3578
912833XZ8	230025	2000	S 0 02-15-31	03/24/2017	270,672.00	.000	02/15/2031	400,000.00	2.830	3578
912833XZ8	230118	2000	S 0 02-15-31	03/30/2017	171,105.00	.000	02/15/2031	250,000.00	2.750	3578
912833XZ8	230223	2000	S 0 02-15-31	04/06/2017	34,428.50	.000	02/15/2031	50,000.00	2.710	3578
912833XZ8	230337	2000	S 0 02-15-31	04/17/2017	27,868.00	.000	02/15/2031	40,000.00	2.630	3578
912833XZ8	230977	2000	S 0 02-15-31	04/28/2017	174,315.00	.000	02/15/2031	250,000.00	2.630	3578
912833XZ8	235204	2000	S 0 02-15-31	02/15/2018	27,091.20	.000	02/15/2031	40,000.00	3.020	3578
912833XZ8	235374	2000	S 0 02-15-31	03/01/2018	27,122.80	.000	02/15/2031	40,000.00	3.020	3578
912833XZ8	235399	2000	S 0 02-15-31	03/01/2018	27,059.20	.000	02/15/2031	40,000.00	3.038	3578
912833XZ8	235459	2000	S 0 02-15-31	03/05/2018	134,866.00	.000	02/15/2031	200,000.00	3.066	3578
912833XZ8	235532	2000	S 0 02-15-31	03/08/2018	27,125.60	.000	02/15/2031	40,000.00	3.024	3578
912833XZ8	236289	2000	S 0 02-15-31	04/26/2018	26,975.20	.000	02/15/2031	40,000.00	3.100	3578
912833XZ8	244741	2000	S 0 02-15-31	03/19/2020	36,443.60	.000	02/15/2031	40,000.00	.855	3578
912833XZ8	244854	2000	S 0 02-15-31	04/02/2020	22,872.00	.000	02/15/2031	25,000.00	.820	3578
912833XZ8	249117	2000	S 0 02-15-31	03/12/2021	33,833.60	.000	02/15/2031	40,000.00	1.693	3578
912833XZ8	249144	2000	S 0 02-15-31	03/12/2021	67,667.20	.000	02/15/2031	80,000.00	1.693	3578
9128337P9	186345	2010	US TREASURY STRIP	05/22/2008	2,558,246.44	.000	05/15/2031	7,538,000.00	4.758	3667
9128337P9	186675	2000	US TREASURY STRIP	06/09/2008	8,452.75	.000	05/15/2031	25,000.00	4.785	3667
9128337P9	187238	2000	US TREASURY STRIP	07/11/2008	3,541.30	.000	05/15/2031	10,000.00	4.596	3667
9128337P9	197114	2000	US TREASURY STRIP	05/11/2010	119,704.75	.000	05/15/2031	306,000.00	4.517	3667
9128337P9	197207	2000	US TREASURY STRIP	05/14/2010	9,583.00	.000	05/15/2031	25,000.00	4.618	3667
9128337P9	198714	2000	US TREASURY STRIP	07/13/2010	41,900.00	.000	05/15/2031	100,000.00	4.218	3667
9128337P9	210189	2000	US TREASURY STRIP	05/16/2012	28,844.50	.000	05/15/2031	50,000.00	2.917	3667
9128337P9	210404	2000	US TREASURY STRIP	06/06/2012	31,877.50	.000	05/15/2031	50,000.00	2.391	3667
9128337P9	210610	2000	US TREASURY STRIP	06/25/2012	30,489.00	.000	05/15/2031	50,000.00	2.636	3667



Run Date: 5/5/2021 10:19:51 AM

Investments Outstanding As Of Date: 4/30/2021

INVENTORY BY MATURITY REPORT

CUSIP	Investment #	Fund	Issuer	Purchase Date	Current Book	Current Rate	Maturity Date	Current Par	YTM	Days to Maturity
9128337P9	214716	2000	US TREASURY STRIP	06/17/2013	27,870.50	.000	05/15/2031	50,000.00	3.290	3667
9128337P9	218193	2000	US TREASURY STRIP	06/26/2014	28,414.00	.000	05/15/2031	50,000.00	3.375	3667
9128337P9	218219	2000	US TREASURY STRIP	06/27/2014	28,438.00	.000	05/15/2031	50,000.00	3.370	3667
9128337P9	218589	2000	US TREASURY STRIP	07/31/2014	29,486.50	.000	05/15/2031	50,000.00	3.170	3667
9128337P9	222634	2000	US TREASURY STRIP	05/21/2015	158,265.00	.000	05/15/2031	250,000.00	2.881	3667
9128337P9	226890	2000	US TREASURY STRI ZERO-% 5	05/26/2016	85,387.20	.000	05/15/2031	120,000.00	2.286	3667
9128337P9	227324	2000	US TREASURY STRI ZERO-% 5	07/15/2016	38,160.00	.000	05/15/2031	50,000.00	1.830	3667
9128337P9	227507	2000	US TREASURY STRI ZERO-% 5	07/29/2016	30,148.80	.000	05/15/2031	40,000.00	1.920	3667
9128337P9	227679	2000	US TREASURY STRI ZERO-% 5	08/12/2016	75,152.00	.000	05/15/2031	100,000.00	1.945	3667
9128337P9	231313	2000	S 0 05-15-31	05/11/2017	27,300.00	.000	05/15/2031	40,000.00	2.745	3667
9128337P9	231584	2000	S 0 05-15-31	06/02/2017	27,954.00	.000	05/15/2031	40,000.00	2.585	3667
9128337P9	237027	2000	S 0 05-15-31	06/14/2018	26,985.20	.000	05/15/2031	40,000.00	3.070	3667
9128337P9	237309	2000	S 0 05-15-31	07/06/2018	27,357.60	.000	05/15/2031	40,000.00	2.976	3667
9128337P9	237403	2000	S 0 05-15-31	07/12/2018	27,353.20	.000	05/15/2031	40,000.00	2.981	3667
9128337P9	241264	2000	S 0 05-15-31	05/09/2019	29,186.80	.000	05/15/2031	40,000.00	2.640	3667
9128337P9	241688	2000	S 0 05-15-31	06/21/2019	30,774.40	.000	05/15/2031	40,000.00	2.216	3667
9128337P9	241913	2000	S 0 05-15-31	07/11/2019	30,885.60	.000	05/15/2031	40,000.00	2.195	3667
9128337P9	242036	2000	S 0 05-15-31	07/22/2019	192,035.00	.000	05/15/2031	250,000.00	2.245	3667
9128337P9	242107	2000	S 0 05-15-31	07/26/2019	30,964.00	.000	05/15/2031	40,000.00	2.181	3667
9128337P9	245853	2000	S 0 05-15-31	05/18/2020	36,548.40	.000	05/15/2031	40,000.00	.823	3667
9128337P9	246033	2000	S 0 05-15-31	06/12/2020	35,862.40	.000	05/15/2031	40,000.00	1.002	3667
9128337P9	246095	2000	S 0 05-15-31	06/19/2020	36,071.60	.000	05/15/2031	40,000.00	.950	3667
9128337P9	246260	2000	S 0 05-15-31	07/16/2020	36,646.80	.000	05/15/2031	40,000.00	.810	3667
9128337P9	246282	2000	S 0 05-15-31	07/16/2020	36,646.80	.000	05/15/2031	40,000.00	.810	3667
9128337P9	246323	2000	S 0 05-15-31	07/20/2020	36,689.20	.000	05/15/2031	40,000.00	.800	3667
9128334S6	178597	2000	US TREASURY STRIP	10/26/2006	41,082.60	.000	08/15/2031	138,000.00	4.945	3759
9128334S6	188173	2010	US TREASURY STRIP	09/22/2008	219,709.44	.000	08/15/2031	576,000.00	4.254	3759
9128334S6	211250	2000	US TREASURY STRIP	08/17/2012	29,986.00	.000	08/15/2031	50,000.00	2.710	3759
9128334S6	211310	2000	US TREASURY STRIP	08/22/2012	58,617.00	.000	08/15/2031	100,000.00	2.834	3759
9128334S6	215305	2000	US TREASURY STRIP	08/16/2013	25,575.00	.000	08/15/2031	50,000.00	3.760	3759
9128334S6	215629	2000	US TREASURY STRIP	09/26/2013	25,832.50	.000	08/15/2031	50,000.00	3.727	3759
9128334S6	215892	2000	US TREASURY STRIP	11/01/2013	53,243.00	.000	08/15/2031	100,000.00	3.575	3759
9128334S6	218847	2000	US TREASURY STRIP	08/28/2014	238,956.00	.000	08/15/2031	400,000.00	3.060	3759



Run Date: 5/5/2021 10:19:51 AM

Investments Outstanding As Of Date: 4/30/2021

INVENTORY BY MATURITY REPORT

CUSIP	Investment #	Fund	Issuer	Purchase Date	Current Book	Current Rate	Maturity Date	Current Par	YTM	Days to Maturity
9128334S6	219039	2000	US TREASURY STRIP	09/18/2014	58,000.00	.000	08/15/2031	100,000.00	3.248	3759
9128334S6	219288	2000	US TREASURY STRIP	10/17/2014	24,762.40	.000	08/15/2031	40,000.00	2.870	3759
9128334S6	224325	2000	US TREASURY STRIP	10/08/2015	66,189.00	.000	08/15/2031	100,000.00	2.620	3759
9128334S6	224493	2000	USTREASURYSTRI	10/22/2015	66,099.00	.000	08/15/2031	100,000.00	2.635	3759
9128334S6	224571	2000	USTREASURYSTRI	10/29/2015	26,471.60	.000	08/15/2031	40,000.00	2.630	3759
9128334S6	228093	2000	US TREASURY STRI ZERO-% 8	09/23/2016	36,603.50	.000	08/15/2031	50,000.00	2.105	3759
9128334S6	228275	2000	US TREASURY STRI ZERO-% 8	10/14/2016	181,230.00	.000	08/15/2031	250,000.00	2.180	3759
9128334S6	234138	2000	S 0 08-15-31	10/26/2017	27,774.00	.000	08/15/2031	40,000.00	2.660	3759
9128334S6	234162	2000	S 0 08-15-31	10/26/2017	34,765.00	.000	08/15/2031	50,000.00	2.650	3759
9128334S6	234197	2000	S 0 08-15-31	10/27/2017	17,312.75	.000	08/15/2031	25,000.00	2.680	3759
9128334S6	237887	2000	S 0 08-15-31	08/23/2018	82,058.40	.000	08/15/2031	120,000.00	2.950	3759
9128334S6	237903	2000	S 0 08-15-31	08/23/2018	27,352.80	.000	08/15/2031	40,000.00	2.950	3759
9128334S6	237940	2000	S 0 08-15-31	08/23/2018	170,790.00	.000	08/15/2031	250,000.00	2.958	3759
9128334S6	238217	2000	S 0 08-15-31	09/13/2018	27,065.60	.000	08/15/2031	40,000.00	3.046	3759
9128334S6	238682	2000	S 0 08-15-31	10/25/2018	262,636.00	.000	08/15/2031	400,000.00	3.312	3759
9128334S6	242348	2000	S 0 08-15-31	08/19/2019	20,359.50	.000	08/15/2031	25,000.00	1.720	3759
9128334S6	242577	2000	S 0 08-15-31	09/06/2019	82,432.00	.000	08/15/2031	100,000.00	1.625	3759
9128334S6	242670	2000	S 0 08-15-31	09/12/2019	64,759.20	.000	08/15/2031	80,000.00	1.780	3759
9128334S6	242807	2000	S 0 08-15-31	09/23/2019	198,870.00	.000	08/15/2031	250,000.00	1.933	3759
9128334S6	246485	2000	S 0 08-15-31	08/10/2020	36,927.60	.000	08/15/2031	40,000.00	.727	3759
9128334S6	246790	2000	US Treasury Strip 08,15,2031	09/18/2020	72,784.22	.000	08/15/2031	80,000.00	.869	3759
9128334S6	247010	2000	S 0 08-15-31	10/13/2020	35,958.80	.000	08/15/2031	40,000.00	.985	3759
9128334S6	247137	2000	S 0 08-15-31	10/22/2020	36,023.50	.000	08/15/2031	40,000.00	.971	3759
9128337Q7	189272	2000	US TREASURY STRIP	11/21/2008	1,818.25	.000	11/15/2031	5,000.00	4.450	3851
9128337Q7	212200	2000	US TREASURY STRIP	11/30/2012	90,726.00	.000	11/15/2031	150,000.00	2.670	3851
9128337Q7	212331	2000	US TREASURY STRIP	12/13/2012	211,620.50	.000	11/15/2031	350,000.00	2.677	3851
9128337Q7	212659	2000	US TREASURY STRIP	01/17/2013	28,954.50	.000	11/15/2031	50,000.00	2.923	3851
9128337Q7	216079	2000	US TREASURY STRIP	11/21/2013	25,724.00	.000	11/15/2031	50,000.00	3.730	3851
9128337Q7	216424	2000	US TREASURY STRIP	01/09/2014	50,087.00	.000	11/15/2031	100,000.00	3.912	3851
9128337Q7	219701	2000	US TREASURY STRIP	11/20/2014	151,685.00	.000	11/15/2031	250,000.00	2.963	3851
9128337Q7	220254	2000	US TREASURY STRIP	01/09/2015	33,506.50	.000	11/15/2031	50,000.00	2.390	3851
9128337Q7	220356	2000	US TREASURY STRIP	01/20/2015	66,801.00	.000	11/15/2031	100,000.00	2.413	3851
9128337Q7	220444	2000	US TREASURY STRIP	01/26/2015	68,211.00	.000	11/15/2031	100,000.00	2.290	3851



Run Date: 5/5/2021 10:19:51 AM

Investments Outstanding As Of Date: 4/30/2021

INVENTORY BY MATURITY REPORT

CUSIP	Investment #	Fund	Issuer	Purchase Date	Current Book	Current Rate	Maturity Date	Current Par	YTM	Days to Maturity
9128337Q7	220463	2000	US TREASURY STRIP	01/26/2015	33,995.50	.000	11/15/2031	50,000.00	2.309	3851
9128337Q7	220483	2000	US TREASURY STRIP	01/26/2015	27,180.40	.000	11/15/2031	40,000.00	2.313	3851
9128337Q7	220511	2000	US TREASURY STRIP	01/27/2015	170,540.00	.000	11/15/2031	250,000.00	2.290	3851
9128337Q7	220615	2000	US TREASURY STRIP	01/29/2015	169,220.00	.000	11/15/2031	250,000.00	2.338	3851
9128337Q7	225029	2000	USTREASURYSTRI	12/24/2015	163,407.50	.000	11/15/2031	250,000.00	2.693	3851
9128337Q7	225332	2000	USTREASURYSTRI	02/04/2016	67,408.00	.000	11/15/2031	100,000.00	2.515	3851
9128337Q7	228580	2000	US TREASURY STRI ZERO-% 1	11/14/2016	12,776.04	.000	11/15/2031	18,000.00	2.298	3851
9128337Q7	229097	2000	S 0 11-15-31	01/12/2017	13,257.60	.000	11/15/2031	20,000.00	2.790	3851
9128337Q7	229132	2000	S 0 11-15-31	01/12/2017	13,257.60	.000	11/15/2031	20,000.00	2.790	3851
9128337Q7	229279	2000	S 0 11-15-31	01/26/2017	164,930.00	.000	11/15/2031	250,000.00	2.830	3851
9128337Q7	229414	2000	S 0 11-15-31	02/02/2017	26,173.20	.000	11/15/2031	40,000.00	2.890	3851
9128337Q7	234366	2000	S 0 11-15-31	11/16/2017	69,082.00	.000	11/15/2031	100,000.00	2.660	3851
9128337Q7	234938	2000	S 0 11-15-31	01/25/2018	27,176.00	.000	11/15/2031	40,000.00	2.820	3851
9128337Q7	235065	2000	S 0 11-15-31	02/02/2018	27,008.40	.000	11/15/2031	40,000.00	2.870	3851
9128337Q7	243392	2000	S 0 11-15-31	11/15/2019	31,009.20	.000	11/15/2031	40,000.00	2.133	3851
9128337Q7	243635	2000	S 0 11-15-31	12/09/2019	31,768.40	.000	11/15/2031	40,000.00	1.940	3851
9128337Q7	243728	2000	S 0 11-15-31	12/16/2019	31,481.60	.000	11/15/2031	40,000.00	2.020	3851
9128337Q7	247335	2000	S 0 11-15-31	11/06/2020	35,463.20	.000	11/15/2031	40,000.00	1.095	3851
9128337Q7	247475	2000	S 0 11-15-31	11/19/2020	70,825.60	.000	11/15/2031	80,000.00	1.112	3851
9128337Q7	247640	2000	S 0 11-15-31	12/03/2020	35,644.80	.000	11/15/2031	40,000.00	1.055	3851
9128337Q7	247792	2000	S 0 11-15-31	12/14/2020	35,263.42	.000	11/15/2031	40,000.00	1.157	3851
9128337Q7	247852	2000	S 0 11-15-31	12/17/2020	35,487.60	.000	11/15/2031	40,000.00	1.100	3851
9128334T4	184849	2000	US TREASURY STRIP	02/28/2008	3,607.60	.000	02/15/2032	10,000.00	4.300	3943
9128334T4	185239	2000	US TREASURY STRIP	03/27/2008	3,520.00	.000	02/15/2032	10,000.00	4.419	3943
9128334T4	185630	2000	US TREASURY STRIP	04/16/2008	3,550.00	.000	02/15/2032	10,000.00	4.393	3943
9128334T4	185894	2000	US TREASURY STRIP	04/28/2008	8,568.75	.000	02/15/2032	25,000.00	4.550	3943
9128334T4	191132	2000	US TREASURY STRIP	04/13/2009	2,150.00	.000	02/15/2032	5,000.00	3.729	3943
9128334T4	213299	2000	US TREASURY STRIP	03/25/2013	27,908.00	.000	02/15/2032	50,000.00	3.110	3943
9128334T4	213369	2000	US TREASURY STRIP	03/28/2013	56,007.00	.000	02/15/2032	100,000.00	3.093	3943
9128334T4	213446	2000	US TREASURY STRIP	04/04/2013	28,429.00	.000	02/15/2032	50,000.00	3.015	3943
9128334T4	213513	2000	US TREASURY STRIP	04/12/2013	58,798.00	.000	02/15/2032	100,000.00	2.838	3943
9128334T4	214265	2000	US TREASURY STRIP	05/02/2013	59,636.00	.000	02/15/2032	100,000.00	2.770	3943
9128334T4	216919	2000	US TREASURY STRIP	03/21/2014	131,737.50	.000	02/15/2032	250,000.00	3.610	3943



Run Date: 5/5/2021 10:19:51 AM

Investments Outstanding As Of Date: 4/30/2021

INVENTORY BY MATURITY REPORT

CUSIP	Investment #	Fund	Issuer	Purchase Date	Current Book	Current Rate	Maturity Date	Current Par	YTM	Days to Maturity
9128334T4	220887	2000	US TREASURY STRIP	02/13/2015	26,260.40	.000	02/15/2032	40,000.00	2.490	3943
9128334T4	222335	2000	US TREASURY STRIP	04/30/2015	26,179.20	.000	02/15/2032	40,000.00	2.540	3943
9128334T4	225729	2000	USTREASURYSTRIP	03/17/2016	27,251.20	.000	02/15/2032	40,000.00	2.426	3943
9128334T4	225741	2000	USTREASURYSTRIP	03/17/2016	12,445.22	.000	02/15/2032	18,250.00	2.420	3943
9128334T4	229668	2000	S 0 02-15-32	02/24/2017	33,937.28	.000	02/15/2032	52,000.00	2.870	3943
9128334T4	230026	2000	S 0 02-15-32	03/24/2017	261,056.00	.000	02/15/2032	400,000.00	2.885	3943
9128334T4	230121	2000	S 0 02-15-32	03/30/2017	165,257.50	.000	02/15/2032	250,000.00	2.801	3943
9128334T4	230224	2000	S 0 02-15-32	04/06/2017	33,318.50	.000	02/15/2032	50,000.00	2.750	3943
9128334T4	230338	2000	S 0 02-15-32	04/17/2017	26,912.00	.000	02/15/2032	40,000.00	2.690	3943
9128334T4	230978	2000	S 0 02-15-32	04/28/2017	168,337.50	.000	02/15/2032	250,000.00	2.690	3943
9128334T4	235205	2000	S 0 02-15-32	02/15/2018	26,218.80	.000	02/15/2032	40,000.00	3.040	3943
9128334T4	235375	2000	S 0 02-15-32	03/01/2018	26,249.60	.000	02/15/2032	40,000.00	3.040	3943
9128334T4	235400	2000	S 0 02-15-32	03/01/2018	26,158.40	.000	02/15/2032	40,000.00	3.065	3943
9128334T4	235460	2000	S 0 02-15-32	03/05/2018	130,446.00	.000	02/15/2032	200,000.00	3.087	3943
9128334T4	235533	2000	S 0 02-15-32	03/08/2018	26,230.00	.000	02/15/2032	40,000.00	3.050	3943
9128334T4	236290	2000	S 0 02-15-32	04/26/2018	26,087.20	.000	02/15/2032	40,000.00	3.120	3943
9128334T4	244742	2000	S 0 02-15-32	03/19/2020	35,988.80	.000	02/15/2032	40,000.00	.889	3943
9128334T4	244855	2000	S 0 02-15-32	04/02/2020	22,552.00	.000	02/15/2032	25,000.00	.870	3943
9128334T4	249118	2000	S 0 02-15-32	03/12/2021	32,973.60	.000	02/15/2032	40,000.00	1.775	3943
9128334T4	249145	2000	S 0 02-15-32	03/12/2021	65,947.20	.000	02/15/2032	80,000.00	1.775	3943
9128337R5	186346	2010	US TREASURY STRIP	05/22/2008	2,429,874.30	.000	05/15/2032	7,538,000.00	4.777	4033
9128337R5	186676	2000	US TREASURY STRIP	06/09/2008	8,090.75	.000	05/15/2032	25,000.00	4.770	4033
9128337R5	187239	2000	US TREASURY STRIP	07/11/2008	3,399.00	.000	05/15/2032	10,000.00	4.577	4033
9128337R5	197115	2000	US TREASURY STRIP	05/11/2010	114,450.73	.000	05/15/2032	306,000.00	4.518	4033
9128337R5	197208	2000	US TREASURY STRIP	05/14/2010	9,127.75	.000	05/15/2032	25,000.00	4.632	4033
9128337R5	198715	2000	US TREASURY STRIP	07/13/2010	40,200.00	.000	05/15/2032	100,000.00	4.217	4033
9128337R5	214717	2000	US TREASURY STRIP	06/17/2013	26,775.50	.000	05/15/2032	50,000.00	3.330	4033
9128337R5	218194	2000	US TREASURY STRIP	06/26/2014	27,300.50	.000	05/15/2032	50,000.00	3.412	4033
9128337R5	218220	2000	US TREASURY STRIP	06/27/2014	27,311.50	.000	05/15/2032	50,000.00	3.410	4033
9128337R5	218590	2000	US TREASURY STRIP	07/31/2014	28,349.00	.000	05/15/2032	50,000.00	3.215	4033
9128337R5	222636	2000	US TREASURY STRIP	05/21/2015	152,347.50	.000	05/15/2032	250,000.00	2.938	4033
9128337R5	226891	2000	US TREASURY STRI ZERO-% 5	05/26/2016	82,810.80	.000	05/15/2032	120,000.00	2.336	4033
9128337R5	227325	2000	US TREASURY STRI ZERO-% 5	07/15/2016	37,149.50	.000	05/15/2032	50,000.00	1.885	4033



Run Date: 5/5/2021 10:19:51 AM

Investments Outstanding As Of Date: 4/30/2021

INVENTORY BY MATURITY REPORT

CUSIP	Investment #	Fund	Issuer	Purchase Date	Current Book	Current Rate	Maturity Date	Current Par	YTM	Days to Maturity
9128337R5	227508	2000	US TREASURY STRI ZERO-% 5	07/29/2016	29,302.00	.000	05/15/2032	40,000.00	1.980	4033
9128337R5	227680	2000	US TREASURY STRI ZERO-% 5	08/12/2016	73,195.00	.000	05/15/2032	100,000.00	1.990	4033
9128337R5	231314	2000	S 0 05-15-32	05/11/2017	26,405.20	.000	05/15/2032	40,000.00	2.786	4033
9128337R5	231586	2000	S 0 05-15-32	06/02/2017	27,044.80	.000	05/15/2032	40,000.00	2.635	4033
9128337R5	237026	2000	S 0 05-15-32	06/14/2018	26,104.00	.000	05/15/2032	40,000.00	3.090	4033
9128337R5	237311	2000	S 0 05-15-32	07/06/2018	26,539.60	.000	05/15/2032	40,000.00	2.982	4033
9128337R5	237402	2000	S 0 05-15-32	07/12/2018	26,538.80	.000	05/15/2032	40,000.00	2.986	4033
9128337R5	241265	2000	S 0 05-15-32	05/09/2019	28,285.60	.000	05/15/2032	40,000.00	2.680	4033
9128337R5	241689	2000	S 0 05-15-32	06/21/2019	29,946.80	.000	05/15/2032	40,000.00	2.257	4033
9128337R5	241914	2000	S 0 05-15-32	07/11/2019	30,054.40	.000	05/15/2032	40,000.00	2.238	4033
9128337R5	242032	2000	S 0 05-15-32	07/22/2019	186,802.50	.000	05/15/2032	250,000.00	2.287	4033
9128337R5	242108	2000	S 0 05-15-32	07/26/2019	30,108.00	.000	05/15/2032	40,000.00	2.231	4033
9128337R5	245854	2000	S 0 05-15-32	05/18/2020	36,016.00	.000	05/15/2032	40,000.00	.877	4033
9128337R5	246034	2000	S 0 05-15-32	06/12/2020	35,233.60	.000	05/15/2032	40,000.00	1.067	4033
9128337R5	246096	2000	S 0 05-15-32	06/19/2020	35,448.80	.000	05/15/2032	40,000.00	1.017	4033
9128337R5	246262	2000	S 0 05-15-32	07/16/2020	36,138.00	.000	05/15/2032	40,000.00	.860	4033
9128337R5	246283	2000	S 0 05-15-32	07/16/2020	36,138.00	.000	05/15/2032	40,000.00	.860	4033
9128337R5	246324	2000	S 0 05-15-32	07/20/2020	36,141.60	.000	05/15/2032	40,000.00	.860	4033
9128334U1	188174	2010	US TREASURY STRIP	09/22/2008	211,392.00	.000	08/15/2032	576,000.00	4.239	4125
9128334U1	215306	2000	US TREASURY STRIP	08/16/2013	24,502.00	.000	08/15/2032	50,000.00	3.790	4125
9128334U1	215630	2000	US TREASURY STRIP	09/26/2013	24,740.00	.000	08/15/2032	50,000.00	3.760	4125
9128334U1	215893	2000	US TREASURY STRIP	11/01/2013	50,917.00	.000	08/15/2032	100,000.00	3.625	4125
9128334U1	218848	2000	US TREASURY STRIP	08/28/2014	230,376.00	.000	08/15/2032	400,000.00	3.095	4125
9128334U1	219040	2000	US TREASURY STRIP	09/18/2014	55,900.00	.000	08/15/2032	100,000.00	3.274	4125
9128334U1	219285	2000	US TREASURY STRIP	10/17/2014	23,940.00	.000	08/15/2032	40,000.00	2.900	4125
9128334U1	224326	2000	USTREASURYSTRIP	10/08/2015	63,901.00	.000	08/15/2032	100,000.00	2.675	4125
9128334U1	224494	2000	USTREASURYSTRIP	10/22/2015	63,913.00	.000	08/15/2032	100,000.00	2.680	4125
9128334U1	224556	2000	USTREASURYSTRIP	10/29/2015	25,555.20	.000	08/15/2032	40,000.00	2.685	4125
9128334U1	228095	2000	US TREASURY STRI ZERO-% 8	09/23/2016	35,536.00	.000	08/15/2032	50,000.00	2.160	4125
9128334U1	228276	2000	US TREASURY STRI ZERO-% 8	10/14/2016	175,682.50	.000	08/15/2032	250,000.00	2.240	4125
9128334U1	234139	2000	S 0 08-15-32	10/26/2017	26,931.60	.000	08/15/2032	40,000.00	2.690	4125
9128334U1	234163	2000	S 0 08-15-32	10/26/2017	33,664.50	.000	08/15/2032	50,000.00	2.690	4125
9128334U1	234198	2000	S 0 08-15-32	10/27/2017	16,784.25	.000	08/15/2032	25,000.00	2.710	4125



Run Date: 5/5/2021 10:19:51 AM

Investments Outstanding As Of Date: 4/30/2021

INVENTORY BY MATURITY REPORT

CUSIP	Investment #	Fund	Issuer	Purchase Date	Current Book	Current Rate	Maturity Date	Current Par	YTM	Days to Maturity
9128334U1	237886	2000	S 0 08-15-32	08/23/2018	79,471.20	.000	08/15/2032	120,000.00	2.970	4125
9128334U1	237904	2000	S 0 08-15-32	08/23/2018	26,526.80	.000	08/15/2032	40,000.00	2.960	4125
9128334U1	237941	2000	S 0 08-15-32	08/23/2018	165,577.50	.000	08/15/2032	250,000.00	2.969	4125
9128334U1	238218	2000	S 0 08-15-32	09/13/2018	26,227.20	.000	08/15/2032	40,000.00	3.055	4125
9128334U1	238681	2000	S 0 08-15-32	10/25/2018	253,700.00	.000	08/15/2032	400,000.00	3.325	4125
9128334U1	242349	2000	S 0 08-15-32	08/19/2019	19,911.00	.000	08/15/2032	25,000.00	1.760	4125
9128334U1	242578	2000	S 0 08-15-32	09/06/2019	80,691.00	.000	08/15/2032	100,000.00	1.665	4125
9128334U1	242671	2000	S 0 08-15-32	09/12/2019	63,312.00	.000	08/15/2032	80,000.00	1.818	4125
9128334U1	242808	2000	S 0 08-15-32	09/23/2019	194,235.00	.000	08/15/2032	250,000.00	1.967	4125
9128334U1	246486	2000	S 0 08-15-32	08/10/2020	36,428.80	.000	08/15/2032	40,000.00	.780	4125
9128334U1	246791	2000	US Treasury Strip 08,15,2032	09/18/2020	71,589.61	.000	08/15/2032	80,000.00	.935	4125
9128334U1	247011	2000	S 0 08-15-32	10/13/2020	35,306.40	.000	08/15/2032	40,000.00	1.057	4125
9128334U1	247138	2000	S 0 08-15-32	10/22/2020	35,377.80	.000	08/15/2032	40,000.00	1.042	4125
9128337S3	189274	2000	US TREASURY STRIP	11/21/2008	1,802.35	.000	11/15/2032	5,000.00	4.300	4217
9128337S3	212660	2000	US TREASURY STRIP	01/17/2013	27,918.00	.000	11/15/2032	50,000.00	2.961	4217
9128337S3	216080	2000	US TREASURY STRIP	11/21/2013	24,560.50	.000	11/15/2032	50,000.00	3.780	4217
9128337S3	216425	2000	US TREASURY STRIP	01/09/2014	47,935.00	.000	11/15/2032	100,000.00	3.940	4217
9128337S3	219702	2000	US TREASURY STRIP	11/20/2014	146,565.00	.000	11/15/2032	250,000.00	2.991	4217
9128337S3	220255	2000	US TREASURY STRIP	01/09/2015	32,604.50	.000	11/15/2032	50,000.00	2.410	4217
9128337S3	220357	2000	US TREASURY STRIP	01/20/2015	64,979.00	.000	11/15/2032	100,000.00	2.434	4217
9128337S3	220445	2000	US TREASURY STRIP	01/26/2015	66,441.00	.000	11/15/2032	100,000.00	2.310	4217
9128337S3	220464	2000	US TREASURY STRIP	01/26/2015	33,136.00	.000	11/15/2032	50,000.00	2.325	4217
9128337S3	220484	2000	US TREASURY STRIP	01/26/2015	26,474.00	.000	11/15/2032	40,000.00	2.332	4217
9128337S3	220512	2000	US TREASURY STRIP	01/27/2015	166,115.00	.000	11/15/2032	250,000.00	2.310	4217
9128337S3	220616	2000	US TREASURY STRIP	01/29/2015	165,100.00	.000	11/15/2032	250,000.00	2.346	4217
9128337S3	225030	2000	USTREASURYSTRIP	12/24/2015	157,917.50	.000	11/15/2032	250,000.00	2.738	4217
9128337S3	225333	2000	USTREASURYSTRIP	02/04/2016	64,965.00	.000	11/15/2032	100,000.00	2.587	4217
9128337S3	228581	2000	US TREASURY STRI ZERO-% 1	11/14/2016	13,071.24	.000	11/15/2032	19,000.00	2.351	4217
9128337S3	229101	2000	S 0 11-15-32	01/12/2017	12,835.00	.000	11/15/2032	20,000.00	2.820	4217
9128337S3	229133	2000	S 0 11-15-32	01/12/2017	12,835.00	.000	11/15/2032	20,000.00	2.820	4217
9128337S3	229280	2000	S 0 11-15-32	01/26/2017	159,365.00	.000	11/15/2032	250,000.00	2.870	4217
9128337S3	229415	2000	S 0 11-15-32	02/02/2017	25,314.80	.000	11/15/2032	40,000.00	2.920	4217
9128337S3	234367	2000	S 0 11-15-32	11/16/2017	66,884.00	.000	11/15/2032	100,000.00	2.700	4217





Run Date: 5/5/2021 10:19:51 AM

Investments Outstanding As Of Date: 4/30/2021

INVENTORY BY MATURITY REPORT

CUSIP	Investment #	Fund	Issuer	Purchase Date	Current Book	Current Rate	Maturity Date	Current Par	YTM	Days to Maturity
9128337S3	234939	2000	S 0 11-15-32	01/25/2018	26,348.40	.000	11/15/2032	40,000.00	2.840	4217
9128337S3	235066	2000	S 0 11-15-32	02/02/2018	26,173.20	.000	11/15/2032	40,000.00	2.890	4217
9128337S3	243393	2000	S 0 11-15-32	11/15/2019	30,198.80	.000	11/15/2032	40,000.00	2.174	4217
9128337S3	243636	2000	S 0 11-15-32	12/09/2019	31,001.60	.000	11/15/2032	40,000.00	1.980	4217
9128337S3	243729	2000	S 0 11-15-32	12/16/2019	30,737.20	.000	11/15/2032	40,000.00	2.050	4217
9128337S3	247336	2000	S 0 11-15-32	11/06/2020	34,806.40	.000	11/15/2032	40,000.00	1.160	4217
9128337S3	247476	2000	S 0 11-15-32	11/19/2020	69,471.20	.000	11/15/2032	80,000.00	1.181	4217
9128337S3	247641	2000	S 0 11-15-32	12/03/2020	35,000.00	.000	11/15/2032	40,000.00	1.121	4217
9128337S3	247793	2000	S 0 11-15-32	12/14/2020	34,585.16	.000	11/15/2032	40,000.00	1.224	4217
9128337S3	247853	2000	S 0 11-15-32	12/17/2020	34,810.40	.000	11/15/2032	40,000.00	1.170	4217
9128334V9	185240	2000	US TREASURY STRIP	03/27/2008	3,395.00	.000	02/15/2033	10,000.00	4.388	4309
9128334V9	185631	2000	US TREASURY STRIP	04/16/2008	3,425.00	.000	02/15/2033	10,000.00	4.362	4309
9128334V9	185895	2000	US TREASURY STRIP	04/28/2008	8,192.00	.000	02/15/2033	25,000.00	4.550	4309
9128334V9	191133	2000	US TREASURY STRIP	04/13/2009	2,100.00	.000	02/15/2033	5,000.00	3.672	4309
9128334V9	213370	2000	US TREASURY STRIP	03/28/2013	53,837.00	.000	02/15/2033	100,000.00	3.138	4309
9128334V9	216920	2000	US TREASURY STRIP	03/21/2014	126,167.50	.000	02/15/2033	250,000.00	3.650	4309
9128334V9	220888	2000	US TREASURY STRIP	02/13/2015	25,527.60	.000	02/15/2033	40,000.00	2.510	4309
9128334V9	222337	2000	US TREASURY STRIP	04/30/2015	25,347.60	.000	02/15/2033	40,000.00	2.580	4309
9128334V9	225731	2000	USTREASURYSTRIP	03/17/2016	26,375.60	.000	02/15/2033	40,000.00	2.477	4309
9128334V9	225743	2000	USTREASURYSTRIP	03/17/2016	12,048.28	.000	02/15/2033	18,250.00	2.470	4309
9128334V9	229669	2000	S 0 02-15-33	02/24/2017	32,802.64	.000	02/15/2033	52,000.00	2.905	4309
9128334V9	230027	2000	S 0 02-15-33	03/24/2017	252,100.00	.000	02/15/2033	400,000.00	2.925	4309
9128334V9	230122	2000	S 0 02-15-33	03/30/2017	159,667.50	.000	02/15/2033	250,000.00	2.843	4309
9128334V9	230225	2000	S 0 02-15-33	04/06/2017	32,168.00	.000	02/15/2033	50,000.00	2.800	4309
9128334V9	230339	2000	S 0 02-15-33	04/17/2017	26,039.20	.000	02/15/2033	40,000.00	2.730	4309
9128334V9	230979	2000	S 0 02-15-33	04/28/2017	162,880.00	.000	02/15/2033	250,000.00	2.730	4309
9128334V9	235206	2000	S 0 02-15-33	02/15/2018	25,364.80	.000	02/15/2033	40,000.00	3.060	4309
9128334V9	235376	2000	S 0 02-15-33	03/01/2018	25,394.40	.000	02/15/2033	40,000.00	3.060	4309
9128334V9	235401	2000	S 0 02-15-33	03/01/2018	25,304.00	.000	02/15/2033	40,000.00	3.084	4309
9128334V9	235461	2000	S 0 02-15-33	03/05/2018	126,176.00	.000	02/15/2033	200,000.00	3.105	4309
9128334V9	235534	2000	S 0 02-15-33	03/08/2018	25,373.20	.000	02/15/2033	40,000.00	3.070	4309
9128334V9	236291	2000	S 0 02-15-33	04/26/2018	25,254.80	.000	02/15/2033	40,000.00	3.130	4309
9128334V9	244743	2000	S 0 02-15-33	03/19/2020	35,533.60	.000	02/15/2033	40,000.00	.919	4309



Run Date: 5/5/2021 10:19:51 AM

Investments Outstanding As Of Date: 4/30/2021

INVENTORY BY MATURITY REPORT

CUSIP	Investment #	Fund	Issuer	Purchase Date	Current Book	Current Rate	Maturity Date	Current Par	YTM	Days to Maturity
9128334V9	244856	2000	S 0 02-15-33	04/02/2020	22,242.75	.000	02/15/2033	25,000.00	.910	4309
9128334V9	249119	2000	S 0 02-15-33	03/12/2021	32,072.00	.000	02/15/2033	40,000.00	1.860	4309
9128334V9	249146	2000	S 0 02-15-33	03/12/2021	64,129.60	.000	02/15/2033	80,000.00	1.862	4309
9128337T1	186347	2010	US TREASURY STRIP	05/22/2008	2,332,634.10	.000	05/15/2033	7,538,000.00	4.751	4398
9128337T1	186677	2000	US TREASURY STRIP	06/09/2008	7,699.50	.000	05/15/2033	25,000.00	4.780	4398
9128337T1	187240	2000	US TREASURY STRIP	07/11/2008	3,258.10	.000	05/15/2033	10,000.00	4.565	4398
9128337T1	197116	2000	US TREASURY STRIP	05/11/2010	109,083.49	.000	05/15/2033	306,000.00	4.533	4398
9128337T1	197209	2000	US TREASURY STRIP	05/14/2010	8,693.75	.000	05/15/2033	25,000.00	4.645	4398
9128337T1	198716	2000	US TREASURY STRIP	07/13/2010	38,350.00	.000	05/15/2033	100,000.00	4.241	4398
9128337T1	218195	2000	US TREASURY STRIP	06/26/2014	26,236.00	.000	05/15/2033	50,000.00	3.444	4398
9128337T1	218221	2000	US TREASURY STRIP	06/27/2014	26,142.00	.000	05/15/2033	50,000.00	3.464	4398
9128337T1	218591	2000	US TREASURY STRIP	07/31/2014	27,307.50	.000	05/15/2033	50,000.00	3.245	4398
9128337T1	222635	2000	US TREASURY STRIP	05/21/2015	146,737.50	.000	05/15/2033	250,000.00	2.985	4398
9128337T1	226892	2000	US TREASURY STRI ZERO-% 5	05/26/2016	80,301.60	.000	05/15/2033	120,000.00	2.381	4398
9128337T1	227326	2000	US TREASURY STRI ZERO-% 5	07/15/2016	36,186.50	.000	05/15/2033	50,000.00	1.930	4398
9128337T1	227509	2000	US TREASURY STRI ZERO-% 5	07/29/2016	28,468.80	.000	05/15/2033	40,000.00	2.035	4398
9128337T1	227681	2000	US TREASURY STRI ZERO-% 5	08/12/2016	71,286.00	.000	05/15/2033	100,000.00	2.030	4398
9128337T1	231315	2000	S 0 05-15-33	05/11/2017	25,498.80	.000	05/15/2033	40,000.00	2.832	4398
9128337T1	231588	2000	S 0 05-15-33	06/02/2017	26,160.00	.000	05/15/2033	40,000.00	2.680	4398
9128337T1	237025	2000	S 0 05-15-33	06/14/2018	25,315.60	.000	05/15/2033	40,000.00	3.090	4398
9128337T1	237312	2000	S 0 05-15-33	07/06/2018	25,758.80	.000	05/15/2033	40,000.00	2.984	4398
9128337T1	237401	2000	S 0 05-15-33	07/12/2018	25,758.00	.000	05/15/2033	40,000.00	2.987	4398
9128337T1	241266	2000	S 0 05-15-33	05/09/2019	27,428.40	.000	05/15/2033	40,000.00	2.710	4398
9128337T1	241690	2000	S 0 05-15-33	06/21/2019	29,118.00	.000	05/15/2033	40,000.00	2.298	4398
9128337T1	241915	2000	S 0 05-15-33	07/11/2019	29,232.00	.000	05/15/2033	40,000.00	2.278	4398
9128337T1	242034	2000	S 0 05-15-33	07/22/2019	181,435.00	.000	05/15/2033	250,000.00	2.334	4398
9128337T1	242109	2000	S 0 05-15-33	07/26/2019	29,267.20	.000	05/15/2033	40,000.00	2.276	4398
9128337T1	245855	2000	S 0 05-15-33	05/18/2020	35,458.80	.000	05/15/2033	40,000.00	.930	4398
9128337T1	246035	2000	S 0 05-15-33	06/12/2020	34,584.00	.000	05/15/2033	40,000.00	1.129	4398
9128337T1	246097	2000	S 0 05-15-33	06/19/2020	34,848.40	.000	05/15/2033	40,000.00	1.071	4398
9128337T1	246264	2000	S 0 05-15-33	07/16/2020	35,555.60	.000	05/15/2033	40,000.00	.920	4398
9128337T1	246284	2000	S 0 05-15-33	07/16/2020	35,555.60	.000	05/15/2033	40,000.00	.920	4398
9128337T1	246325	2000	S 0 05-15-33	07/20/2020	35,604.80	.000	05/15/2033	40,000.00	.910	4398



Run Date: 5/5/2021 10:19:51 AM

Investments Outstanding As Of Date: 4/30/2021

INVENTORY BY MATURITY REPORT

CUSIP	Investment #	Fund	Issuer	Purchase Date	Current Book	Current Rate	Maturity Date	Current Par	YTM	Days to Maturity
9128334W7	188175	2010	US TREASURY STRIP	09/22/2008	202,705.92	.000	08/15/2033	576,000.00	4.239	4490
9128334W7	218849	2000	US TREASURY STRIP	08/28/2014	222,368.00	.000	08/15/2033	400,000.00	3.120	4490
9128334W7	219041	2000	US TREASURY STRIP	09/18/2014	53,750.00	.000	08/15/2033	100,000.00	3.311	4490
9128334W7	219274	2000	US TREASURY STRIP	10/17/2014	23,088.80	.000	08/15/2033	40,000.00	2.940	4490
9128334W7	224327	2000	USTREASURYSTRIP	10/08/2015	61,680.00	.000	08/15/2033	100,000.00	2.725	4490
9128334W7	224495	2000	USTREASURYSTRIP	10/22/2015	61,689.00	.000	08/15/2033	100,000.00	2.730	4490
9128334W7	224557	2000	USTREASURYSTRIP	10/29/2015	24,678.00	.000	08/15/2033	40,000.00	2.732	4490
9128334W7	228096	2000	US TREASURY STRI ZERO-% 8	09/23/2016	34,520.50	.000	08/15/2033	50,000.00	2.205	4490
9128334W7	228277	2000	US TREASURY STRI ZERO-% 8	10/14/2016	170,105.00	.000	08/15/2033	250,000.00	2.300	4490
9128334W7	234140	2000	S 0 08-15-33	10/26/2017	26,058.40	.000	08/15/2033	40,000.00	2.730	4490
9128334W7	234164	2000	S 0 08-15-33	10/26/2017	32,624.00	.000	08/15/2033	50,000.00	2.720	4490
9128334W7	234199	2000	S 0 08-15-33	10/27/2017	16,237.00	.000	08/15/2033	25,000.00	2.750	4490
9128334W7	237885	2000	S 0 08-15-33	08/23/2018	77,162.40	.000	08/15/2033	120,000.00	2.970	4490
9128334W7	237905	2000	S 0 08-15-33	08/23/2018	25,720.80	.000	08/15/2033	40,000.00	2.970	4490
9128334W7	237942	2000	S 0 08-15-33	08/23/2018	160,577.50	.000	08/15/2033	250,000.00	2.977	4490
9128334W7	238219	2000	S 0 08-15-33	09/13/2018	25,410.40	.000	08/15/2033	40,000.00	3.064	4490
9128334W7	238680	2000	S 0 08-15-33	10/25/2018	245,112.00	.000	08/15/2033	400,000.00	3.335	4490
9128334W7	242350	2000	S 0 08-15-33	08/19/2019	19,456.75	.000	08/15/2033	25,000.00	1.800	4490
9128334W7	242579	2000	S 0 08-15-33	09/06/2019	78,859.00	.000	08/15/2033	100,000.00	1.711	4490
9128334W7	242672	2000	S 0 08-15-33	09/12/2019	61,834.40	.000	08/15/2033	80,000.00	1.858	4490
9128334W7	242809	2000	S 0 08-15-33	09/23/2019	189,880.00	.000	08/15/2033	250,000.00	1.990	4490
9128334W7	246487	2000	S 0 08-15-33	08/10/2020	35,950.00	.000	08/15/2033	40,000.00	.822	4490
9128334W7	246792	2000	US Treasury Strip 08,15,2033	09/18/2020	70,375.85	.000	08/15/2033	80,000.00	.996	4490
9128334W7	247012	2000	S 0 08-15-33	10/13/2020	34,625.20	.000	08/15/2033	40,000.00	1.127	4490
9128334W7	247139	2000	S 0 08-15-33	10/22/2020	34,736.41	.000	08/15/2033	40,000.00	1.104	4490
9128337U8	189275	2000	US TREASURY STRIP	11/21/2008	1,727.25	.000	11/15/2033	5,000.00	4.300	4582
9128337U8	216426	2000	US TREASURY STRIP	01/09/2014	45,822.00	.000	11/15/2033	100,000.00	3.971	4582
9128337U8	219703	2000	US TREASURY STRIP	11/20/2014	141,650.00	.000	11/15/2033	250,000.00	3.015	4582
9128337U8	220256	2000	US TREASURY STRIP	01/09/2015	31,833.00	.000	11/15/2033	50,000.00	2.410	4582
9128337U8	220358	2000	US TREASURY STRIP	01/20/2015	63,356.00	.000	11/15/2033	100,000.00	2.440	4582
9128337U8	220446	2000	US TREASURY STRIP	01/26/2015	64,873.00	.000	11/15/2033	100,000.00	2.315	4582
9128337U8	220465	2000	US TREASURY STRIP	01/26/2015	32,367.00	.000	11/15/2033	50,000.00	2.327	4582
9128337U8	220485	2000	US TREASURY STRIP	01/26/2015	25,843.20	.000	11/15/2033	40,000.00	2.337	4582



Run Date: 5/5/2021 10:19:51 AM

Investments Outstanding As Of Date: 4/30/2021

INVENTORY BY MATURITY REPORT

CUSIP	Investment #	Fund	Issuer	Purchase Date	Current Book	Current Rate	Maturity Date	Current Par	YTM	Days to Maturity
9128337U8	220513	2000	US TREASURY STRIP	01/27/2015	162,342.50	.000	11/15/2033	250,000.00	2.310	4582
9128337U8	220617	2000	US TREASURY STRIP	01/29/2015	161,355.00	.000	11/15/2033	250,000.00	2.344	4582
9128337U8	225031	2000	USTREASURYSTRIP	12/24/2015	152,427.50	.000	11/15/2033	250,000.00	2.784	4582
9128337U8	225334	2000	USTREASURYSTRIP	02/04/2016	62,696.00	.000	11/15/2033	100,000.00	2.644	4582
9128337U8	228582	2000	US TREASURY STRI ZERO-% 1	11/14/2016	11,987.82	.000	11/15/2033	18,000.00	2.405	4582
9128337U8	229103	2000	S 0 11-15-33	01/12/2017	12,397.80	.000	11/15/2033	20,000.00	2.860	4582
9128337U8	229134	2000	S 0 11-15-33	01/12/2017	12,397.80	.000	11/15/2033	20,000.00	2.860	4582
9128337U8	229281	2000	S 0 11-15-33	01/26/2017	154,120.00	.000	11/15/2033	250,000.00	2.900	4582
9128337U8	229400	2000	S 0 11-15-33	02/02/2017	24,429.20	.000	11/15/2033	40,000.00	2.960	4582
9128337U8	234368	2000	S 0 11-15-33	11/16/2017	64,806.00	.000	11/15/2033	100,000.00	2.730	4582
9128337U8	234940	2000	S 0 11-15-33	01/25/2018	25,536.00	.000	11/15/2033	40,000.00	2.860	4582
9128337U8	235067	2000	S 0 11-15-33	02/02/2018	25,354.00	.000	11/15/2033	40,000.00	2.910	4582
9128337U8	243394	2000	S 0 11-15-33	11/15/2019	29,390.00	.000	11/15/2033	40,000.00	2.214	4582
9128337U8	243637	2000	S 0 11-15-33	12/09/2019	30,188.00	.000	11/15/2033	40,000.00	2.030	4582
9128337U8	243730	2000	S 0 11-15-33	12/16/2019	29,951.20	.000	11/15/2033	40,000.00	2.090	4582
9128337U8	247337	2000	S 0 11-15-33	11/06/2020	34,117.60	.000	11/15/2033	40,000.00	1.225	4582
9128337U8	247477	2000	S 0 11-15-33	11/19/2020	68,066.40	.000	11/15/2033	80,000.00	1.248	4582
9128337U8	247642	2000	S 0 11-15-33	12/03/2020	34,366.80	.000	11/15/2033	40,000.00	1.176	4582
9128337U8	247794	2000	S 0 11-15-33	12/14/2020	33,892.62	.000	11/15/2033	40,000.00	1.287	4582
9128337U8	247854	2000	S 0 11-15-33	12/17/2020	34,186.80	.000	11/15/2033	40,000.00	1.220	4582
9128334X5	185241	2000	US TREASURY STRIP	03/27/2008	3,250.00	.000	02/15/2034	10,000.00	6.638	4674
9128334X5	185637	2000	US TREASURY STRIP	04/16/2008	3,300.00	.000	02/15/2034	10,000.00	6.546	4674
9128334X5	185897	2000	US TREASURY STRIP	04/28/2008	7,851.25	.000	02/15/2034	25,000.00	6.844	4674
9128334X5	191134	2000	US TREASURY STRIP	04/13/2009	2,050.00	.000	02/15/2034	5,000.00	5.248	4674
9128334X5	213371	2000	US TREASURY STRIP	03/28/2013	51,738.00	.000	02/15/2034	100,000.00	3.865	4674
9128334X5	220890	2000	US TREASURY STRIP	02/13/2015	24,852.00	.000	02/15/2034	40,000.00	2.784	4674
9128334X5	222338	2000	US TREASURY STRIP	04/30/2015	24,569.20	.000	02/15/2034	40,000.00	2.852	4674
9128334X5	225733	2000	USTREASURYSTRIP	03/17/2016	25,461.20	.000	02/15/2034	40,000.00	2.642	4674
9128334X5	225745	2000	USTREASURYSTRIP	03/17/2016	11,632.00	.000	02/15/2034	18,250.00	2.634	4674
9128334X5	229670	2000	S 0 02-15-34	02/24/2017	31,631.08	.000	02/15/2034	52,000.00	2.950	4674
9128334X5	230028	2000	S 0 02-15-34	03/24/2017	243,056.00	.000	02/15/2034	400,000.00	2.970	4674
9128334X5	230123	2000	S 0 02-15-34	03/30/2017	154,300.00	.000	02/15/2034	250,000.00	2.879	4674
9128334X5	230226	2000	S 0 02-15-34	04/06/2017	31,027.00	.000	02/15/2034	50,000.00	2.850	4674



Run Date: 5/5/2021 10:19:51 AM

Investments Outstanding As Of Date: 4/30/2021

INVENTORY BY MATURITY REPORT

CUSIP	Investment #	Fund	Issuer	Purchase Date	Current Book	Current Rate	Maturity Date	Current Par	YTM	Days to Maturity
9128334X5	230340	2000	S 0 02-15-34	04/17/2017	25,133.20	.000	02/15/2034	40,000.00	2.780	4674
9128334X5	230980	2000	S 0 02-15-34	04/28/2017	157,215.00	.000	02/15/2034	250,000.00	2.780	4674
9128334X5	235207	2000	S 0 02-15-34	02/15/2018	24,567.20	.000	02/15/2034	40,000.00	3.070	4674
9128334X5	235377	2000	S 0 02-15-34	03/01/2018	24,557.60	.000	02/15/2034	40,000.00	3.080	4674
9128334X5	235402	2000	S 0 02-15-34	03/01/2018	24,468.40	.000	02/15/2034	40,000.00	3.103	4674
9128334X5	235462	2000	S 0 02-15-34	03/05/2018	122,174.00	.000	02/15/2034	200,000.00	3.114	4674
9128334X5	235535	2000	S 0 02-15-34	03/08/2018	24,554.80	.000	02/15/2034	40,000.00	3.084	4674
9128334X5	236292	2000	S 0 02-15-34	04/26/2018	24,482.80	.000	02/15/2034	40,000.00	3.130	4674
9128334X5	244744	2000	S 0 02-15-34	03/19/2020	35,112.00	.000	02/15/2034	40,000.00	.939	4674
9128334X5	244857	2000	S 0 02-15-34	04/02/2020	21,860.00	.000	02/15/2034	25,000.00	.970	4674
9128334X5	249120	2000	S 0 02-15-34	03/12/2021	31,182.80	.000	02/15/2034	40,000.00	1.935	4674
9128334X5	249147	2000	S 0 02-15-34	03/12/2021	62,349.60	.000	02/15/2034	80,000.00	1.937	4674
9128337V6	186678	2000	US TREASURY STRIP	06/09/2008	7,362.75	.000	05/15/2034	25,000.00	4.770	4763
9128337V6	187241	2000	US TREASURY STRIP	07/11/2008	3,117.50	.000	05/15/2034	10,000.00	4.561	4763
9128337V6	197117	2000	US TREASURY STRIP	05/11/2010	104,429.23	.000	05/15/2034	306,000.00	4.528	4763
9128337V6	197210	2000	US TREASURY STRIP	05/14/2010	8,303.75	.000	05/15/2034	25,000.00	4.645	4763
9128337V6	198717	2000	US TREASURY STRIP	07/13/2010	36,650.00	.000	05/15/2034	100,000.00	4.255	4763
9128337V6	222633	2000	US TREASURY STRIP	05/21/2015	141,057.50	.000	05/15/2034	250,000.00	3.037	4763
9128337V6	226893	2000	US TREASURY STRI ZERO-% 5	05/26/2016	77,565.60	.000	05/15/2034	120,000.00	2.443	4763
9128337V6	227327	2000	US TREASURY STRI ZERO-% 5	07/15/2016	35,154.50	.000	05/15/2034	50,000.00	1.985	4763
9128337V6	227510	2000	US TREASURY NOTE ZERO-%	07/29/2016	27,629.20	.000	05/15/2034	40,000.00	2.090	4763
9128337V6	227682	2000	US TREASURY STRI ZERO-% 5	08/12/2016	69,127.00	.000	05/15/2034	100,000.00	2.090	4763
9128337V6	231292	2000	S 0 05-15-34	05/11/2017	24,601.20	.000	05/15/2034	40,000.00	2.878	4763
9128337V6	231590	2000	S 0 05-15-34	06/02/2017	25,260.40	.000	05/15/2034	40,000.00	2.730	4763
9128337V6	237024	2000	S 0 05-15-34	06/14/2018	24,512.80	.000	05/15/2034	40,000.00	3.100	4763
9128337V6	237313	2000	S 0 05-15-34	07/06/2018	24,991.20	.000	05/15/2034	40,000.00	2.988	4763
9128337V6	237400	2000	S 0 05-15-34	07/12/2018	25,022.40	.000	05/15/2034	40,000.00	2.983	4763
9128337V6	241267	2000	S 0 05-15-34	05/09/2019	26,542.40	.000	05/15/2034	40,000.00	2.750	4763
9128337V6	241691	2000	S 0 05-15-34	06/21/2019	28,318.40	.000	05/15/2034	40,000.00	2.331	4763
9128337V6	241916	2000	S 0 05-15-34	07/11/2019	28,412.40	.000	05/15/2034	40,000.00	2.317	4763
9128337V6	242035	2000	S 0 05-15-34	07/22/2019	176,242.50	.000	05/15/2034	250,000.00	2.374	4763
9128337V6	242110	2000	S 0 05-15-34	07/26/2019	28,412.00	.000	05/15/2034	40,000.00	2.324	4763
9128337V6	245856	2000	S 0 05-15-34	05/18/2020	34,906.80	.000	05/15/2034	40,000.00	.976	4763



Run Date: 5/5/2021 10:19:51 AM

Investments Outstanding As Of Date: 4/30/2021

INVENTORY BY MATURITY REPORT

CUSIP	Investment #	Fund	Issuer	Purchase Date	Current Book	Current Rate	Maturity Date	Current Par	YTM	Days to Maturity
9128337V6	246036	2000	S 0 05-15-34	06/12/2020	33,951.20	.000	05/15/2034	40,000.00	1.181	4763
9128337V6	246098	2000	S 0 05-15-34	06/19/2020	34,212.00	.000	05/15/2034	40,000.00	1.127	4763
9128337V6	246265	2000	S 0 05-15-34	07/16/2020	34,989.20	.000	05/15/2034	40,000.00	.970	4763
9128337V6	246285	2000	S 0 05-15-34	07/16/2020	34,989.20	.000	05/15/2034	40,000.00	.970	4763
9128337V6	246326	2000	S 0 05-15-34	07/20/2020	35,089.20	.000	05/15/2034	40,000.00	.950	4763
9128334Y3	218850	2000	US TREASURY STRIP	08/28/2014	214,320.00	.000	08/15/2034	400,000.00	3.150	4855
9128334Y3	219276	2000	US TREASURY STRIP	10/17/2014	22,337.20	.000	08/15/2034	40,000.00	2.960	4855
9128334Y3	224328	2000	USTREASURYSTRIP	10/08/2015	59,532.00	.000	08/15/2034	100,000.00	2.770	4855
9128334Y3	224466	2000	USTREASURYSTRIP	10/22/2015	59,484.00	.000	08/15/2034	100,000.00	2.780	4855
9128334Y3	224558	2000	USTREASURYSTRIP	10/29/2015	23,804.40	.000	08/15/2034	40,000.00	2.780	4855
9128334Y3	228097	2000	US TREASURY STRI ZERO-% 8	09/23/2016	33,415.00	.000	08/15/2034	50,000.00	2.265	4855
9128334Y3	228278	2000	US TREASURY STRI ZERO-% 8	10/14/2016	164,655.00	.000	08/15/2034	250,000.00	2.355	4855
9128334Y3	234141	2000	S 0 08-15-34	10/26/2017	25,235.60	.000	08/15/2034	40,000.00	2.760	4855
9128334Y3	234165	2000	S 0 08-15-34	10/26/2017	31,596.50	.000	08/15/2034	50,000.00	2.750	4855
9128334Y3	234200	2000	S 0 08-15-34	10/27/2017	15,721.25	.000	08/15/2034	25,000.00	2.780	4855
9128334Y3	237884	2000	S 0 08-15-34	08/23/2018	74,920.80	.000	08/15/2034	120,000.00	2.970	4855
9128334Y3	237906	2000	S 0 08-15-34	08/23/2018	24,973.60	.000	08/15/2034	40,000.00	2.970	4855
9128334Y3	237943	2000	S 0 08-15-34	08/23/2018	155,855.00	.000	08/15/2034	250,000.00	2.979	4855
9128334Y3	238220	2000	S 0 08-15-34	09/13/2018	24,618.40	.000	08/15/2034	40,000.00	3.072	4855
9128334Y3	238679	2000	S 0 08-15-34	10/25/2018	236,588.00	.000	08/15/2034	400,000.00	3.350	4855
9128334Y3	242351	2000	S 0 08-15-34	08/19/2019	18,998.00	.000	08/15/2034	25,000.00	1.840	4855
9128334Y3	242580	2000	S 0 08-15-34	09/06/2019	77,009.00	.000	08/15/2034	100,000.00	1.756	4855
9128334Y3	242673	2000	S 0 08-15-34	09/12/2019	60,343.20	.000	08/15/2034	80,000.00	1.898	4855
9128334Y3	242810	2000	S 0 08-15-34	09/23/2019	185,200.00	.000	08/15/2034	250,000.00	2.025	4855
9128334Y3	246488	2000	S 0 08-15-34	08/10/2020	35,457.60	.000	08/15/2034	40,000.00	.862	4855
9128334Y3	246793	2000	US Treasury Strip 08,15,2034	09/18/2020	69,180.89	.000	08/15/2034	80,000.00	1.048	4855
9128334Y3	247013	2000	S 0 08-15-34	10/13/2020	34,003.60	.000	08/15/2034	40,000.00	1.177	4855
9128334Y3	247140	2000	S 0 08-15-34	10/22/2020	34,097.47	.000	08/15/2034	40,000.00	1.159	4855
9128337W4	189276	2000	US TREASURY STRIP	11/21/2008	1,676.50	.000	11/15/2034	5,000.00	4.250	4947
9128337W4	220257	2000	US TREASURY STRIP	01/09/2015	31,018.50	.000	11/15/2034	50,000.00	2.420	4947
9128337W4	220359	2000	US TREASURY STRIP	01/20/2015	61,815.00	.000	11/15/2034	100,000.00	2.442	4947
9128337W4	220447	2000	US TREASURY STRIP	01/26/2015	63,458.00	.000	11/15/2034	100,000.00	2.310	4947
9128337W4	220466	2000	US TREASURY STRIP	01/26/2015	31,645.50	.000	11/15/2034	50,000.00	2.324	4947



Run Date: 5/5/2021 10:19:51 AM

Investments Outstanding As Of Date: 4/30/2021

INVENTORY BY MATURITY REPORT

CUSIP	Investment #	Fund	Issuer	Purchase Date	Current Book	Current Rate	Maturity Date	Current Par	YTM	Days to Maturity
9128337W4	220486	2000	US TREASURY STRIP	01/26/2015	25,269.20	.000	11/15/2034	40,000.00	2.333	4947
9128337W4	220514	2000	US TREASURY STRIP	01/27/2015	158,657.50	.000	11/15/2034	250,000.00	2.310	4947
9128337W4	220619	2000	US TREASURY STRIP	01/29/2015	157,825.00	.000	11/15/2034	250,000.00	2.337	4947
9128337W4	225032	2000	USTREASURYSTRI	12/24/2015	146,947.50	.000	11/15/2034	250,000.00	2.832	4947
9128337W4	225335	2000	USTREASURYSTRI	02/04/2016	60,693.00	.000	11/15/2034	100,000.00	2.677	4947
9128337W4	228583	2000	US TREASURY STRI ZERO-% 1	11/14/2016	11,594.88	.000	11/15/2034	18,000.00	2.458	4947
9128337W4	229106	2000	S 0 11-15-34	01/12/2017	11,966.20	.000	11/15/2034	20,000.00	2.900	4947
9128337W4	229135	2000	S 0 11-15-34	01/12/2017	11,966.20	.000	11/15/2034	20,000.00	2.900	4947
9128337W4	229282	2000	S 0 11-15-34	01/26/2017	148,697.50	.000	11/15/2034	250,000.00	2.940	4947
9128337W4	229401	2000	S 0 11-15-34	02/02/2017	23,556.00	.000	11/15/2034	40,000.00	3.000	4947
9128337W4	234369	2000	S 0 11-15-34	11/16/2017	62,756.00	.000	11/15/2034	100,000.00	2.760	4947
9128337W4	234941	2000	S 0 11-15-34	01/25/2018	24,780.00	.000	11/15/2034	40,000.00	2.870	4947
9128337W4	235069	2000	S 0 11-15-34	02/02/2018	24,591.20	.000	11/15/2034	40,000.00	2.920	4947
9128337W4	243395	2000	S 0 11-15-34	11/15/2019	28,580.40	.000	11/15/2034	40,000.00	2.254	4947
9128337W4	243638	2000	S 0 11-15-34	12/09/2019	29,410.00	.000	11/15/2034	40,000.00	2.070	4947
9128337W4	243731	2000	S 0 11-15-34	12/16/2019	29,205.20	.000	11/15/2034	40,000.00	2.120	4947
9128337W4	247338	2000	S 0 11-15-34	11/06/2020	33,446.40	.000	11/15/2034	40,000.00	1.280	4947
9128337W4	247478	2000	S 0 11-15-34	11/19/2020	66,732.00	.000	11/15/2034	80,000.00	1.301	4947
9128337W4	247643	2000	S 0 11-15-34	12/03/2020	33,741.20	.000	11/15/2034	40,000.00	1.223	4947
9128337W4	247795	2000	S 0 11-15-34	12/14/2020	33,214.12	.000	11/15/2034	40,000.00	1.340	4947
9128337W4	247855	2000	S 0 11-15-34	12/17/2020	33,540.80	.000	11/15/2034	40,000.00	1.270	4947
9128334Z0	185242	2000	US TREASURY STRIP	03/27/2008	3,120.00	.000	02/15/2035	10,000.00	4.379	5039
9128334Z0	185632	2000	US TREASURY STRIP	04/16/2008	3,150.00	.000	02/15/2035	10,000.00	4.352	5039
9128334Z0	185898	2000	US TREASURY STRIP	04/28/2008	7,546.00	.000	02/15/2035	25,000.00	4.520	5039
9128334Z0	191135	2000	US TREASURY STRIP	04/13/2009	2,000.00	.000	02/15/2035	5,000.00	3.577	5039
9128334Z0	213372	2000	US TREASURY STRIP	03/28/2013	49,712.00	.000	02/15/2035	100,000.00	3.219	5039
9128334Z0	220880	2000	US TREASURY STRIP	02/13/2015	24,189.60	.000	02/15/2035	40,000.00	2.530	5039
9128334Z0	222339	2000	US TREASURY STRIP	04/30/2015	23,800.40	.000	02/15/2035	40,000.00	2.640	5039
9128334Z0	225736	2000	USTREASURYSTRI	03/17/2016	24,701.20	.000	02/15/2035	40,000.00	2.565	5039
9128334Z0	225746	2000	USTREASURYSTRI	03/17/2016	11,279.79	.000	02/15/2035	18,250.00	2.560	5039
9128334Z0	229671	2000	S 0 02-15-35	02/24/2017	30,528.16	.000	02/15/2035	52,000.00	2.985	5039
9128334Z0	230029	2000	S 0 02-15-35	03/24/2017	234,748.00	.000	02/15/2035	400,000.00	3.000	5039
9128334Z0	230124	2000	S 0 02-15-35	03/30/2017	148,977.50	.000	02/15/2035	250,000.00	2.916	5039



Run Date: 5/5/2021 10:19:51 AM

Investments Outstanding As Of Date: 4/30/2021

INVENTORY BY MATURITY REPORT

CUSIP	Investment #	Fund	Issuer	Purchase Date	Current Book	Current Rate	Maturity Date	Current Par	YTM	Days to Maturity
9128334Z0	230227	2000	S 0 02-15-35	04/06/2017	29,949.50	.000	02/15/2035	50,000.00	2.890	5039
9128334Z0	230341	2000	S 0 02-15-35	04/17/2017	24,277.20	.000	02/15/2035	40,000.00	2.820	5039
9128334Z0	230981	2000	S 0 02-15-35	04/28/2017	151,595.00	.000	02/15/2035	250,000.00	2.830	5039
9128334Z0	235208	2000	S 0 02-15-35	02/15/2018	23,790.00	.000	02/15/2035	40,000.00	3.080	5039
9128334Z0	235378	2000	S 0 02-15-35	03/01/2018	23,778.40	.000	02/15/2035	40,000.00	3.090	5039
9128334Z0	235403	2000	S 0 02-15-35	03/01/2018	23,674.80	.000	02/15/2035	40,000.00	3.116	5039
9128334Z0	235463	2000	S 0 02-15-35	03/05/2018	118,220.00	.000	02/15/2035	200,000.00	3.126	5039
9128334Z0	235536	2000	S 0 02-15-35	03/08/2018	23,759.20	.000	02/15/2035	40,000.00	3.098	5039
9128334Z0	236293	2000	S 0 02-15-35	04/26/2018	23,734.00	.000	02/15/2035	40,000.00	3.130	5039
9128334Z0	244745	2000	S 0 02-15-35	03/19/2020	34,696.80	.000	02/15/2035	40,000.00	.956	5039
9128334Z0	244858	2000	S 0 02-15-35	04/02/2020	21,585.50	.000	02/15/2035	25,000.00	.990	5039
9128334Z0	249121	2000	S 0 02-15-35	03/12/2021	29,900.00	.000	02/15/2035	40,000.00	2.100	5039
9128334Z0	249148	2000	S 0 02-15-35	03/12/2021	60,512.80	.000	02/15/2035	80,000.00	2.014	5039
912833X88	186679	2000	US TREASURY STRIP	06/09/2008	7,060.75	.000	05/15/2035	25,000.00	4.750	5128
912833X88	187242	2000	US TREASURY STRIP	07/11/2008	2,998.90	.000	05/15/2035	10,000.00	4.537	5128
912833X88	197118	2000	US TREASURY STRIP	05/11/2010	99,845.35	.000	05/15/2035	306,000.00	4.528	5128
912833X88	197211	2000	US TREASURY STRIP	05/14/2010	7,921.25	.000	05/15/2035	25,000.00	4.650	5128
912833X88	198718	2000	US TREASURY STRIP	07/13/2010	35,200.00	.000	05/15/2035	100,000.00	4.248	5128
912833X88	226894	2000	US TREASURY STRI ZERO-% 5	05/26/2016	75,168.00	.000	05/15/2035	120,000.00	2.481	5128
912833X88	227328	2000	US TREASURY STRI ZERO-% 5	07/15/2016	34,211.00	.000	05/15/2035	50,000.00	2.025	5128
912833X88	227511	2000	US TREASURY STRI ZERO-% 5	07/29/2016	26,860.00	.000	05/15/2035	40,000.00	2.130	5128
912833X88	227683	2000	US TREASURY STRI ZERO-% 5	08/12/2016	67,204.00	.000	05/15/2035	100,000.00	2.130	5128
912833X88	231293	2000	S 0 05-15-35	05/11/2017	23,751.60	.000	05/15/2035	40,000.00	2.915	5128
912833X88	231592	2000	S 0 05-15-35	06/02/2017	24,411.20	.000	05/15/2035	40,000.00	2.770	5128
912833X88	237022	2000	S 0 05-15-35	06/14/2018	23,770.00	.000	05/15/2035	40,000.00	3.100	5128
912833X88	237325	2000	S 0 05-15-35	07/06/2018	24,273.60	.000	05/15/2035	40,000.00	2.985	5128
912833X88	237399	2000	S 0 05-15-35	07/12/2018	24,313.60	.000	05/15/2035	40,000.00	2.978	5128
912833X88	241268	2000	S 0 05-15-35	05/09/2019	25,745.60	.000	05/15/2035	40,000.00	2.770	5128
912833X88	241692	2000	S 0 05-15-35	06/21/2019	27,530.80	.000	05/15/2035	40,000.00	2.363	5128
912833X88	241917	2000	S 0 05-15-35	07/11/2019	27,624.00	.000	05/15/2035	40,000.00	2.350	5128
912833X88	242033	2000	S 0 05-15-35	07/22/2019	171,195.00	.000	05/15/2035	250,000.00	2.409	5128
912833X88	242111	2000	S 0 05-15-35	07/26/2019	27,585.60	.000	05/15/2035	40,000.00	2.365	5128
912833X88	245857	2000	S 0 05-15-35	05/18/2020	34,317.60	.000	05/15/2035	40,000.00	1.025	5128





Run Date: 5/5/2021 10:19:51 AM

Investments Outstanding As Of Date: 4/30/2021

INVENTORY BY MATURITY REPORT

CUSIP	Investment #	Fund	Issuer	Purchase Date	Current Book	Current Rate	Maturity Date	Current Par	YTM	Days to Maturity
912833X88	246037	2000	S 0 05-15-35	06/12/2020	33,296.00	.000	05/15/2035	40,000.00	1.233	5128
912833X88	246099	2000	S 0 05-15-35	06/19/2020	33,605.20	.000	05/15/2035	40,000.00	1.172	5128
912833X88	246266	2000	S 0 05-15-35	07/16/2020	34,499.20	.000	05/15/2035	40,000.00	1.000	5128
912833X88	246286	2000	S 0 05-15-35	07/16/2020	34,499.20	.000	05/15/2035	40,000.00	1.000	5128
912833X88	246327	2000	S 0 05-15-35	07/20/2020	34,584.40	.000	05/15/2035	40,000.00	.984	5128
9128335A4	218851	2000	US TREASURY STRIP	08/28/2014	207,300.00	.000	08/15/2035	400,000.00	3.160	5220
9128335A4	219278	2000	US TREASURY STRIP	10/17/2014	21,646.00	.000	08/15/2035	40,000.00	2.970	5220
9128335A4	224467	2000	USTREASURYSTRIP	10/22/2015	57,751.00	.000	08/15/2035	100,000.00	2.790	5220
9128335A4	224559	2000	USTREASURYSTRIP	10/29/2015	23,111.20	.000	08/15/2035	40,000.00	2.790	5220
9128335A4	228098	2000	US TREASURY STRI ZERO-% 8	09/23/2016	32,397.00	.000	08/15/2035	50,000.00	2.310	5220
9128335A4	228279	2000	US TREASURY STRI ZERO-% 8	10/14/2016	159,355.00	.000	08/15/2035	250,000.00	2.405	5220
9128335A4	234142	2000	S 0 08-15-35	10/26/2017	24,467.20	.000	08/15/2035	40,000.00	2.780	5220
9128335A4	234166	2000	S 0 08-15-35	10/26/2017	30,584.00	.000	08/15/2035	50,000.00	2.780	5220
9128335A4	234201	2000	S 0 08-15-35	10/27/2017	15,239.50	.000	08/15/2035	25,000.00	2.800	5220
9128335A4	237883	2000	S 0 08-15-35	08/23/2018	72,744.00	.000	08/15/2035	120,000.00	2.970	5220
9128335A4	237907	2000	S 0 08-15-35	08/23/2018	24,248.00	.000	08/15/2035	40,000.00	2.970	5220
9128335A4	237944	2000	S 0 08-15-35	08/23/2018	151,390.00	.000	08/15/2035	250,000.00	2.976	5220
9128335A4	238221	2000	S 0 08-15-35	09/13/2018	23,863.20	.000	08/15/2035	40,000.00	3.076	5220
9128335A4	238678	2000	S 0 08-15-35	10/25/2018	228,476.00	.000	08/15/2035	400,000.00	3.360	5220
9128335A4	242352	2000	S 0 08-15-35	08/19/2019	18,535.50	.000	08/15/2035	25,000.00	1.880	5220
9128335A4	242581	2000	S 0 08-15-35	09/06/2019	75,243.00	.000	08/15/2035	100,000.00	1.792	5220
9128335A4	242674	2000	S 0 08-15-35	09/12/2019	58,916.00	.000	08/15/2035	80,000.00	1.930	5220
9128335A4	242811	2000	S 0 08-15-35	09/23/2019	180,660.00	.000	08/15/2035	250,000.00	2.054	5220
9128335A4	246489	2000	S 0 08-15-35	08/10/2020	34,902.80	.000	08/15/2035	40,000.00	.910	5220
9128335A4	246794	2000	US Treasury Strip 08,15,2035	09/18/2020	67,915.88	.000	08/15/2035	80,000.00	1.102	5220
9128335A4	247014	2000	S 0 08-15-35	10/13/2020	33,305.60	.000	08/15/2035	40,000.00	1.238	5220
9128335A4	247141	2000	S 0 08-15-35	10/22/2020	33,419.00	.000	08/15/2035	40,000.00	1.217	5220
912833X96	189277	2000	US TREASURY STRIP	11/21/2008	1,633.15	.000	11/15/2035	5,000.00	4.190	5312
912833X96	220487	2000	US TREASURY STRIP	01/26/2015	24,715.20	.000	11/15/2035	40,000.00	2.328	5312
912833X96	228584	2000	US TREASURY STRI ZERO-% 1	11/14/2016	11,190.42	.000	11/15/2035	18,000.00	2.517	5312
912833X96	229109	2000	S 0 11-15-35	01/12/2017	11,605.20	.000	11/15/2035	20,000.00	2.910	5312
912833X96	229136	2000	S 0 11-15-35	01/12/2017	11,605.20	.000	11/15/2035	20,000.00	2.910	5312
912833X96	229283	2000	S 0 11-15-35	01/26/2017	143,887.50	.000	11/15/2035	250,000.00	2.960	5312



Run Date: 5/5/2021 10:19:51 AM

Investments Outstanding As Of Date: 4/30/2021

INVENTORY BY MATURITY REPORT

CUSIP	Investment #	Fund	Issuer	Purchase Date	Current Book	Current Rate	Maturity Date	Current Par	YTM	Days to Maturity
912833X96	229402	2000	S 0 11-15-35	02/02/2017	22,738.40	.000	11/15/2035	40,000.00	3.030	5312
912833X96	234370	2000	S 0 11-15-35	11/16/2017	60,843.00	.000	11/15/2035	100,000.00	2.780	5312
912833X96	234942	2000	S 0 11-15-35	01/25/2018	24,041.60	.000	11/15/2035	40,000.00	2.880	5312
912833X96	235070	2000	S 0 11-15-35	02/02/2018	23,846.80	.000	11/15/2035	40,000.00	2.930	5312
912833X96	243396	2000	S 0 11-15-35	11/15/2019	27,779.60	.000	11/15/2035	40,000.00	2.292	5312
912833X96	243639	2000	S 0 11-15-35	12/09/2019	28,674.40	.000	11/15/2035	40,000.00	2.100	5312
912833X96	243715	2000	S 0 11-15-35	12/16/2019	28,461.20	.000	11/15/2035	40,000.00	2.150	5312
912833X96	247339	2000	S 0 11-15-35	11/06/2020	32,508.80	.000	11/15/2035	40,000.00	1.385	5312
912833X96	247479	2000	S 0 11-15-35	11/19/2020	65,384.00	.000	11/15/2035	80,000.00	1.351	5312
912833X96	247644	2000	S 0 11-15-35	12/03/2020	33,100.40	.000	11/15/2035	40,000.00	1.270	5312
912833X96	247796	2000	S 0 11-15-35	12/14/2020	32,541.19	.000	11/15/2035	40,000.00	1.388	5312
912833X96	247856	2000	S 0 11-15-35	12/17/2020	32,874.40	.000	11/15/2035	40,000.00	1.320	5312
9128335B2	185243	2000	US TREASURY STRIP	03/27/2008	3,025.00	.000	02/15/2036	10,000.00	4.334	5404
9128335B2	185633	2000	US TREASURY STRIP	04/16/2008	3,075.00	.000	02/15/2036	10,000.00	4.282	5404
9128335B2	185899	2000	US TREASURY STRIP	04/28/2008	7,235.75	.000	02/15/2036	25,000.00	4.510	5404
9128335B2	191136	2000	US TREASURY STRIP	04/13/2009	1,950.00	.000	02/15/2036	5,000.00	3.539	5404
9128335B2	213373	2000	US TREASURY STRIP	03/28/2013	47,998.00	.000	02/15/2036	100,000.00	3.233	5404
9128335B2	220884	2000	US TREASURY STRIP	02/13/2015	23,588.80	.000	02/15/2036	40,000.00	2.530	5404
9128335B2	222340	2000	US TREASURY STRIP	04/30/2015	23,231.60	.000	02/15/2036	40,000.00	2.630	5404
9128335B2	225738	2000	USTREASURYSTRIP	03/17/2016	24,032.00	.000	02/15/2036	40,000.00	2.575	5404
9128335B2	229672	2000	S 0 02-15-36	02/24/2017	29,553.68	.000	02/15/2036	52,000.00	3.000	5404
9128335B2	230030	2000	S 0 02-15-36	03/24/2017	226,888.00	.000	02/15/2036	400,000.00	3.023	5404
9128335B2	230126	2000	S 0 02-15-36	03/30/2017	144,270.00	.000	02/15/2036	250,000.00	2.933	5404
9128335B2	230229	2000	S 0 02-15-36	04/06/2017	28,994.00	.000	02/15/2036	50,000.00	2.910	5404
9128335B2	230342	2000	S 0 02-15-36	04/17/2017	23,563.20	.000	02/15/2036	40,000.00	2.830	5404
9128335B2	230982	2000	S 0 02-15-36	04/28/2017	146,850.00	.000	02/15/2036	250,000.00	2.850	5404
9128335B2	235209	2000	S 0 02-15-36	02/15/2018	23,033.20	.000	02/15/2036	40,000.00	3.090	5404
9128335B2	235379	2000	S 0 02-15-36	03/01/2018	23,060.40	.000	02/15/2036	40,000.00	3.090	5404
9128335B2	235404	2000	S 0 02-15-36	03/01/2018	22,942.00	.000	02/15/2036	40,000.00	3.119	5404
9128335B2	235464	2000	S 0 02-15-36	03/05/2018	114,528.00	.000	02/15/2036	200,000.00	3.130	5404
9128335B2	235537	2000	S 0 02-15-36	03/08/2018	23,040.00	.000	02/15/2036	40,000.00	3.098	5404
9128335B2	236294	2000	S 0 02-15-36	04/26/2018	23,008.00	.000	02/15/2036	40,000.00	3.130	5404
9128335B2	244746	2000	S 0 02-15-36	03/19/2020	34,286.00	.000	02/15/2036	40,000.00	.971	5404



Run Date: 5/5/2021 10:19:51 AM

Investments Outstanding As Of Date: 4/30/2021

INVENTORY BY MATURITY REPORT

CUSIP	Investment #	Fund	Issuer	Purchase Date	Current Book	Current Rate	Maturity Date	Current Par	YTM	Days to Maturity
9128335B2	244859	2000	S 0 02-15-36	04/02/2020	21,306.00	.000	02/15/2036	25,000.00	1.010	5404
9128335B2	249122	2000	S 0 02-15-36	03/12/2021	29,433.60	.000	02/15/2036	40,000.00	2.065	5404
9128335B2	249149	2000	S 0 02-15-36	03/12/2021	58,824.00	.000	02/15/2036	80,000.00	2.070	5404
912833Y20	186680	2000	US TREASURY STRIP	06/09/2008	6,773.75	.000	05/15/2036	25,000.00	4.730	5494
912833Y20	187243	2000	US TREASURY STRIP	07/11/2008	2,888.50	.000	05/15/2036	10,000.00	4.510	5494
912833Y20	197119	2000	US TREASURY STRIP	05/11/2010	95,114.59	.000	05/15/2036	306,000.00	4.543	5494
912833Y20	197212	2000	US TREASURY STRIP	05/14/2010	7,554.00	.000	05/15/2036	25,000.00	4.656	5494
912833Y20	198719	2000	US TREASURY STRIP	07/13/2010	33,600.00	.000	05/15/2036	100,000.00	4.266	5494
912833Y20	227512	2000	US TREASURY STRI ZERO-% 5	07/29/2016	26,245.60	.000	05/15/2036	40,000.00	2.140	5494
912833Y20	231294	2000	S 0 05-15-36	05/11/2017	22,953.20	.000	05/15/2036	40,000.00	2.943	5494
912833Y20	231593	2000	S 0 05-15-36	06/02/2017	23,638.00	.000	05/15/2036	40,000.00	2.795	5494
912833Y20	237023	2000	S 0 05-15-36	06/14/2018	23,050.00	.000	05/15/2036	40,000.00	3.100	5494
912833Y20	237326	2000	S 0 05-15-36	07/06/2018	23,582.00	.000	05/15/2036	40,000.00	2.981	5494
912833Y20	237398	2000	S 0 05-15-36	07/12/2018	23,627.60	.000	05/15/2036	40,000.00	2.973	5494
912833Y20	241269	2000	S 0 05-15-36	05/09/2019	24,963.20	.000	05/15/2036	40,000.00	2.790	5494
912833Y20	241693	2000	S 0 05-15-36	06/21/2019	26,784.40	.000	05/15/2036	40,000.00	2.387	5494
912833Y20	241918	2000	S 0 05-15-36	07/11/2019	26,851.60	.000	05/15/2036	40,000.00	2.380	5494
912833Y20	242031	2000	S 0 05-15-36	07/22/2019	166,370.00	.000	05/15/2036	250,000.00	2.437	5494
912833Y20	242112	2000	S 0 05-15-36	07/26/2019	26,810.80	.000	05/15/2036	40,000.00	2.395	5494
912833Y20	245858	2000	S 0 05-15-36	05/18/2020	33,780.00	.000	05/15/2036	40,000.00	1.060	5494
912833Y20	246038	2000	S 0 05-15-36	06/12/2020	32,676.40	.000	05/15/2036	40,000.00	1.274	5494
912833Y20	246100	2000	S 0 05-15-36	06/19/2020	32,992.80	.000	05/15/2036	40,000.00	1.215	5494
912833Y20	246267	2000	S 0 05-15-36	07/16/2020	33,942.00	.000	05/15/2036	40,000.00	1.040	5494
912833Y20	246287	2000	S 0 05-15-36	07/16/2020	33,942.00	.000	05/15/2036	40,000.00	1.040	5494
912833Y20	246328	2000	S 0 05-15-36	07/20/2020	34,106.00	.000	05/15/2036	40,000.00	1.010	5494
9128337E4	218852	2000	US TREASURY STRIP	08/28/2014	200,032.00	.000	08/15/2036	400,000.00	3.180	5586
9128337E4	219280	2000	US TREASURY STRIP	10/17/2014	20,926.80	.000	08/15/2036	40,000.00	2.990	5586
9128337E4	224468	2000	USTREASURYSTRIP	10/22/2015	55,943.00	.000	08/15/2036	100,000.00	2.810	5586
9128337E4	224560	2000	USTREASURYSTRIP	10/29/2015	22,406.00	.000	08/15/2036	40,000.00	2.806	5586
9128337E4	234143	2000	S 0 08-15-36	10/26/2017	23,668.80	.000	08/15/2036	40,000.00	2.810	5586
9128337E4	234167	2000	S 0 08-15-36	10/26/2017	29,586.00	.000	08/15/2036	50,000.00	2.810	5586
9128337E4	234202	2000	S 0 08-15-36	10/27/2017	14,739.25	.000	08/15/2036	25,000.00	2.830	5586
9128337E4	237881	2000	S 0 08-15-36	08/23/2018	70,506.00	.000	08/15/2036	120,000.00	2.980	5586



Run Date: 5/5/2021 10:19:51 AM

Investments Outstanding As Of Date: 4/30/2021

INVENTORY BY MATURITY REPORT

CUSIP	Investment #	Fund	Issuer	Purchase Date	Current Book	Current Rate	Maturity Date	Current Par	YTM	Days to Maturity
9128337E4	237908	2000	S 0 08-15-36	08/23/2018	23,543.60	.000	08/15/2036	40,000.00	2.970	5586
9128337E4	237945	2000	S 0 08-15-36	08/23/2018	146,907.50	.000	08/15/2036	250,000.00	2.979	5586
9128337E4	238222	2000	S 0 08-15-36	09/13/2018	23,129.60	.000	08/15/2036	40,000.00	3.080	5586
9128337E4	238677	2000	S 0 08-15-36	10/25/2018	220,604.00	.000	08/15/2036	400,000.00	3.370	5586
9128337E4	242353	2000	S 0 08-15-36	08/19/2019	18,130.75	.000	08/15/2036	25,000.00	1.900	5586
9128337E4	242582	2000	S 0 08-15-36	09/06/2019	73,503.00	.000	08/15/2036	100,000.00	1.826	5586
9128337E4	242675	2000	S 0 08-15-36	09/12/2019	57,496.00	.000	08/15/2036	80,000.00	1.961	5586
9128337E4	242812	2000	S 0 08-15-36	09/23/2019	176,132.50	.000	08/15/2036	250,000.00	2.084	5586
9128337E4	246490	2000	S 0 08-15-36	08/10/2020	34,384.00	.000	08/15/2036	40,000.00	.947	5586
9128337E4	246795	2000	US Treasury Strip 08,15,2036	09/18/2020	66,686.90	.000	08/15/2036	80,000.00	1.148	5586
9128337E4	247015	2000	S 0 08-15-36	10/13/2020	32,608.40	.000	08/15/2036	40,000.00	1.294	5586
9128337E4	247142	2000	S 0 08-15-36	10/22/2020	32,757.52	.000	08/15/2036	40,000.00	1.267	5586
912833Y38	189278	2000	US TREASURY STRIP	11/21/2008	1,584.10	.000	11/15/2036	5,000.00	4.150	5678
912833Y38	220488	2000	US TREASURY STRIP	01/26/2015	24,395.20	.000	11/15/2036	40,000.00	2.281	5678
912833Y38	229112	2000	S 0 11-15-36	01/12/2017	11,208.60	.000	11/15/2036	20,000.00	2.940	5678
912833Y38	229137	2000	S 0 11-15-36	01/12/2017	11,208.60	.000	11/15/2036	20,000.00	2.940	5678
912833Y38	229403	2000	S 0 11-15-36	02/02/2017	21,893.60	.000	11/15/2036	40,000.00	3.070	5678
912833Y38	234371	2000	S 0 11-15-36	11/16/2017	58,965.00	.000	11/15/2036	100,000.00	2.800	5678
912833Y38	234943	2000	S 0 11-15-36	01/25/2018	23,320.40	.000	11/15/2036	40,000.00	2.890	5678
912833Y38	235071	2000	S 0 11-15-36	02/02/2018	23,120.40	.000	11/15/2036	40,000.00	2.940	5678
912833Y38	243397	2000	S 0 11-15-36	11/15/2019	27,076.00	.000	11/15/2036	40,000.00	2.309	5678
912833Y38	243640	2000	S 0 11-15-36	12/09/2019	27,987.60	.000	11/15/2036	40,000.00	2.120	5678
912833Y38	243732	2000	S 0 11-15-36	12/16/2019	27,765.60	.000	11/15/2036	40,000.00	2.170	5678
912833Y38	247340	2000	S 0 11-15-36	11/06/2020	32,037.60	.000	11/15/2036	40,000.00	1.390	5678
912833Y38	247480	2000	S 0 11-15-36	11/19/2020	63,939.20	.000	11/15/2036	80,000.00	1.406	5678
912833Y38	247645	2000	S 0 11-15-36	12/03/2020	32,405.20	.000	11/15/2036	40,000.00	1.324	5678
912833Y38	247797	2000	S 0 11-15-36	12/14/2020	31,838.99	.000	11/15/2036	40,000.00	1.438	5678
912833Y38	247857	2000	S 0 11-15-36	12/17/2020	32,189.20	.000	11/15/2036	40,000.00	1.370	5678
9128337F1	185244	2000	US TREASURY STRIP	03/27/2008	2,900.00	.000	02/15/2037	10,000.00	4.331	5770
9128337F1	185634	2000	US TREASURY STRIP	04/16/2008	2,950.00	.000	02/15/2037	10,000.00	4.279	5770
9128337F1	185900	2000	US TREASURY STRIP	04/28/2008	6,905.00	.000	02/15/2037	25,000.00	4.518	5770
9128337F1	191138	2000	US TREASURY STRIP	04/13/2009	1,900.00	.000	02/15/2037	5,000.00	3.506	5770
9128337F1	213374	2000	US TREASURY STRIP	03/28/2013	46,189.00	.000	02/15/2037	100,000.00	3.260	5770



Run Date: 5/5/2021 10:19:51 AM

Investments Outstanding As Of Date: 4/30/2021

INVENTORY BY MATURITY REPORT

CUSIP	Investment #	Fund	Issuer	Purchase Date	Current Book	Current Rate	Maturity Date	Current Par	YTM	Days to Maturity
9128337F1	220886	2000	US TREASURY STRIP	02/13/2015	22,828.80	.000	02/15/2037	40,000.00	2.565	5770
9128337F1	222342	2000	US TREASURY STRIP	04/30/2015	22,462.80	.000	02/15/2037	40,000.00	2.665	5770
9128337F1	225740	2000	USTREASURYSTRIP	03/17/2016	23,280.40	.000	02/15/2037	40,000.00	2.605	5770
9128337F1	230031	2000	S 0 02-15-37	03/24/2017	218,164.00	.000	02/15/2037	400,000.00	3.070	5770
9128337F1	230343	2000	S 0 02-15-37	04/17/2017	22,687.20	.000	02/15/2037	40,000.00	2.880	5770
9128337F1	235210	2000	S 0 02-15-37	02/15/2018	22,295.60	.000	02/15/2037	40,000.00	3.100	5770
9128337F1	235380	2000	S 0 02-15-37	03/01/2018	22,322.40	.000	02/15/2037	40,000.00	3.100	5770
9128337F1	235405	2000	S 0 02-15-37	03/01/2018	22,193.60	.000	02/15/2037	40,000.00	3.131	5770
9128337F1	235465	2000	S 0 02-15-37	03/05/2018	110,778.00	.000	02/15/2037	200,000.00	3.142	5770
9128337F1	235538	2000	S 0 02-15-37	03/08/2018	22,288.00	.000	02/15/2037	40,000.00	3.111	5770
9128337F1	236295	2000	S 0 02-15-37	04/26/2018	22,263.20	.000	02/15/2037	40,000.00	3.140	5770
9128337F1	244747	2000	S 0 02-15-37	03/19/2020	33,665.20	.000	02/15/2037	40,000.00	1.022	5770
9128337F1	244860	2000	S 0 02-15-37	04/02/2020	20,846.00	.000	02/15/2037	25,000.00	1.080	5770
9128337F1	249123	2000	S 0 02-15-37	03/12/2021	28,572.40	.000	02/15/2037	40,000.00	2.123	5770
9128337F1	249150	2000	S 0 02-15-37	03/12/2021	57,127.20	.000	02/15/2037	80,000.00	2.125	5770
912833Y46	186681	2000	US TREASURY STRIP	06/09/2008	6,501.00	.000	05/15/2037	25,000.00	4.710	5859
912833Y46	187244	2000	US TREASURY STRIP	07/11/2008	2,789.90	.000	05/15/2037	10,000.00	4.475	5859
912833Y46	197121	2000	US TREASURY STRIP	05/11/2010	90,637.81	.000	05/15/2037	306,000.00	4.556	5859
912833Y46	197213	2000	US TREASURY STRIP	05/14/2010	7,288.75	.000	05/15/2037	25,000.00	4.617	5859
912833Y46	198720	2000	US TREASURY STRIP	07/13/2010	31,810.00	.000	05/15/2037	100,000.00	4.313	5859
912833Y46	227513	2000	US TREASURY STRI ZERO-% 5	07/29/2016	25,429.60	.000	05/15/2037	40,000.00	2.190	5859
912833Y46	231295	2000	S 0 05-15-37	05/11/2017	22,117.20	.000	05/15/2037	40,000.00	2.983	5859
912833Y46	231595	2000	S 0 05-15-37	06/02/2017	22,810.80	.000	05/15/2037	40,000.00	2.835	5859
912833Y46	237016	2000	S 0 05-15-37	06/14/2018	22,351.60	.000	05/15/2037	40,000.00	3.100	5859
912833Y46	237327	2000	S 0 05-15-37	07/06/2018	22,894.80	.000	05/15/2037	40,000.00	2.981	5859
912833Y46	237397	2000	S 0 05-15-37	07/12/2018	22,945.60	.000	05/15/2037	40,000.00	2.971	5859
912833Y46	241270	2000	S 0 05-15-37	05/09/2019	24,194.80	.000	05/15/2037	40,000.00	2.810	5859
912833Y46	241694	2000	S 0 05-15-37	06/21/2019	26,059.60	.000	05/15/2037	40,000.00	2.408	5859
912833Y46	241919	2000	S 0 05-15-37	07/11/2019	26,164.00	.000	05/15/2037	40,000.00	2.393	5859
912833Y46	242030	2000	S 0 05-15-37	07/22/2019	161,735.00	.000	05/15/2037	250,000.00	2.460	5859
912833Y46	242113	2000	S 0 05-15-37	07/26/2019	26,065.20	.000	05/15/2037	40,000.00	2.420	5859
912833Y46	245859	2000	S 0 05-15-37	05/18/2020	33,238.80	.000	05/15/2037	40,000.00	1.093	5859
912833Y46	246039	2000	S 0 05-15-37	06/12/2020	32,080.40	.000	05/15/2037	40,000.00	1.308	5859



Run Date: 5/5/2021 10:19:51 AM

Investments Outstanding As Of Date: 4/30/2021

INVENTORY BY MATURITY REPORT

CUSIP	Investment #	Fund	Issuer	Purchase Date	Current Book	Current Rate	Maturity Date	Current Par	YTM	Days to Maturity
912833Y46	246101	2000	S 0 05-15-37	06/19/2020	32,458.00	.000	05/15/2037	40,000.00	1.240	5859
912833Y46	246268	2000	S 0 05-15-37	07/16/2020	33,367.60	.000	05/15/2037	40,000.00	1.080	5859
912833Y46	246288	2000	S 0 05-15-37	07/16/2020	33,367.60	.000	05/15/2037	40,000.00	1.080	5859
912833Y46	246329	2000	S 0 05-15-37	07/20/2020	33,559.60	.000	05/15/2037	40,000.00	1.046	5859
912833Z52	218853	2000	US TREASURY STRIP	08/28/2014	192,948.00	.000	08/15/2037	400,000.00	3.200	5951
912833Z52	219281	2000	US TREASURY STRIP	10/17/2014	20,132.80	.000	08/15/2037	40,000.00	3.030	5951
912833Z52	224469	2000	USTREASURYSTRIP	10/22/2015	54,054.00	.000	08/15/2037	100,000.00	2.840	5951
912833Z52	224561	2000	USTREASURYSTRIP	10/29/2015	21,664.40	.000	08/15/2037	40,000.00	2.833	5951
912833Z52	234144	2000	S 0 08-15-37	10/26/2017	22,882.80	.000	08/15/2037	40,000.00	2.840	5951
912833Z52	237880	2000	S 0 08-15-37	08/23/2018	68,450.40	.000	08/15/2037	120,000.00	2.980	5951
912833Z52	237909	2000	S 0 08-15-37	08/23/2018	22,859.60	.000	08/15/2037	40,000.00	2.970	5951
912833Z52	237946	2000	S 0 08-15-37	08/23/2018	142,522.50	.000	08/15/2037	250,000.00	2.983	5951
912833Z52	238223	2000	S 0 08-15-37	09/13/2018	22,391.60	.000	08/15/2037	40,000.00	3.090	5951
912833Z52	238676	2000	S 0 08-15-37	10/25/2018	213,156.00	.000	08/15/2037	400,000.00	3.375	5951
912833Z52	242354	2000	S 0 08-15-37	08/19/2019	17,759.50	.000	08/15/2037	25,000.00	1.910	5951
912833Z52	242583	2000	S 0 08-15-37	09/06/2019	71,781.00	.000	08/15/2037	100,000.00	1.857	5951
912833Z52	242676	2000	S 0 08-15-37	09/12/2019	56,095.20	.000	08/15/2037	80,000.00	1.990	5951
912833Z52	242813	2000	S 0 08-15-37	09/23/2019	171,560.00	.000	08/15/2037	250,000.00	2.115	5951
912833Z52	246491	2000	S 0 08-15-37	08/10/2020	33,882.40	.000	08/15/2037	40,000.00	.978	5951
912833Z52	246796	2000	US Treasury Strip 08,15,2037	09/18/2020	65,563.49	.000	08/15/2037	80,000.00	1.181	5951
912833Z52	247016	2000	S 0 08-15-37	10/13/2020	32,034.80	.000	08/15/2037	40,000.00	1.323	5951
912833Z52	247143	2000	S 0 08-15-37	10/22/2020	32,144.37	.000	08/15/2037	40,000.00	1.304	5951
912834AD0	189279	2000	US TREASURY STRIP	11/21/2008	1,542.10	.000	11/15/2037	5,000.00	4.100	6043
912834AD0	220489	2000	US TREASURY STRIP	01/26/2015	23,676.80	.000	11/15/2037	40,000.00	2.313	6043
912834AD0	229114	2000	S 0 11-15-37	01/12/2017	10,819.40	.000	11/15/2037	20,000.00	2.970	6043
912834AD0	229138	2000	S 0 11-15-37	01/12/2017	10,819.40	.000	11/15/2037	20,000.00	2.970	6043
912834AD0	229404	2000	S 0 11-15-37	02/02/2017	21,106.80	.000	11/15/2037	40,000.00	3.100	6043
912834AD0	234944	2000	S 0 11-15-37	01/25/2018	22,616.80	.000	11/15/2037	40,000.00	2.900	6043
912834AD0	235072	2000	S 0 11-15-37	02/02/2018	22,368.00	.000	11/15/2037	40,000.00	2.960	6043
912834AD0	243398	2000	S 0 11-15-37	11/15/2019	26,306.80	.000	11/15/2037	40,000.00	2.342	6043
912834AD0	243641	2000	S 0 11-15-37	12/09/2019	27,258.40	.000	11/15/2037	40,000.00	2.150	6043
912834AD0	243733	2000	S 0 11-15-37	12/16/2019	27,028.80	.000	11/15/2037	40,000.00	2.200	6043
912834AD0	247341	2000	S 0 11-15-37	11/06/2020	31,437.20	.000	11/15/2037	40,000.00	1.420	6043



Run Date: 5/5/2021 10:19:51 AM

Investments Outstanding As Of Date: 4/30/2021

INVENTORY BY MATURITY REPORT

CUSIP	Investment #	Fund	Issuer	Purchase Date	Current Book	Current Rate	Maturity Date	Current Par	YTM	Days to Maturity
912834AD0	247481	2000	S 0 11-15-37	11/19/2020	62,720.80	.000	11/15/2037	80,000.00	1.437	6043
912834AD0	247646	2000	S 0 11-15-37	12/03/2020	31,749.60	.000	11/15/2037	40,000.00	1.367	6043
912834AD0	247798	2000	S 0 11-15-37	12/14/2020	31,126.00	.000	11/15/2037	40,000.00	1.488	6043
912834AD0	247858	2000	S 0 11-15-37	12/17/2020	31,540.00	.000	11/15/2037	40,000.00	1.410	6043
912833Z60	191137	2000	US TREASURY STRIP	04/13/2009	1,900.00	.000	02/15/2038	5,000.00	4.472	6135
912833Z60	213375	2000	US TREASURY STRIP	03/28/2013	44,327.00	.000	02/15/2038	100,000.00	3.754	6135
912833Z60	220889	2000	US TREASURY STRIP	02/13/2015	22,053.20	.000	02/15/2038	40,000.00	2.740	6135
912833Z60	222344	2000	US TREASURY STRIP	04/30/2015	21,802.40	.000	02/15/2038	40,000.00	2.793	6135
912833Z60	225742	2000	USTREASURYSTRIP	03/17/2016	22,407.20	.000	02/15/2038	40,000.00	2.667	6135
912833Z60	230032	2000	S 0 02-15-38	03/24/2017	210,184.00	.000	02/15/2038	400,000.00	3.103	6135
912833Z60	230344	2000	S 0 02-15-38	04/17/2017	21,778.00	.000	02/15/2038	40,000.00	2.940	6135
912833Z60	235211	2000	S 0 02-15-38	02/15/2018	21,620.40	.000	02/15/2038	40,000.00	3.100	6135
912833Z60	235381	2000	S 0 02-15-38	03/01/2018	21,646.00	.000	02/15/2038	40,000.00	3.100	6135
912833Z60	235406	2000	S 0 02-15-38	03/01/2018	21,519.20	.000	02/15/2038	40,000.00	3.130	6135
912833Z60	235466	2000	S 0 02-15-38	03/05/2018	107,420.00	.000	02/15/2038	200,000.00	3.140	6135
912833Z60	235539	2000	S 0 02-15-38	03/08/2018	21,632.00	.000	02/15/2038	40,000.00	3.106	6135
912833Z60	236296	2000	S 0 02-15-38	04/26/2018	21,580.40	.000	02/15/2038	40,000.00	3.140	6135
912833Z60	244748	2000	S 0 02-15-38	03/19/2020	33,022.00	.000	02/15/2038	40,000.00	1.073	6135
912833Z60	244861	2000	S 0 02-15-38	04/02/2020	20,549.50	.000	02/15/2038	25,000.00	1.100	6135
912833Z60	249124	2000	S 0 02-15-38	03/12/2021	27,756.00	.000	02/15/2038	40,000.00	2.170	6135
912833Z60	249151	2000	S 0 02-15-38	03/12/2021	55,493.60	.000	02/15/2038	80,000.00	2.172	6135
912834AE8	197123	2000	US TREASURY STRIP	05/11/2010	86,531.29	.000	05/15/2038	306,000.00	4.560	6224
912834AE8	197214	2000	US TREASURY STRIP	05/14/2010	6,861.25	.000	05/15/2038	25,000.00	4.671	6224
912834AE8	198721	2000	US TREASURY STRIP	07/13/2010	30,580.00	.000	05/15/2038	100,000.00	4.301	6224
912834AE8	227514	2000	US TREASURY STRI ZERO-% 5	07/29/2016	24,828.40	.000	05/15/2038	40,000.00	2.200	6224
912834AE8	231296	2000	S 0 05-15-38	05/11/2017	21,290.40	.000	05/15/2038	40,000.00	3.024	6224
912834AE8	231598	2000	S 0 05-15-38	06/02/2017	21,972.40	.000	05/15/2038	40,000.00	2.880	6224
912834AE8	237021	2000	S 0 05-15-38	06/14/2018	21,632.00	.000	05/15/2038	40,000.00	3.110	6224
912834AE8	237328	2000	S 0 05-15-38	07/06/2018	22,210.00	.000	05/15/2038	40,000.00	2.985	6224
912834AE8	237396	2000	S 0 05-15-38	07/12/2018	22,275.60	.000	05/15/2038	40,000.00	2.972	6224
912834AE8	241271	2000	S 0 05-15-38	05/09/2019	23,440.80	.000	05/15/2038	40,000.00	2.830	6224
912834AE8	241695	2000	S 0 05-15-38	06/21/2019	25,314.80	.000	05/15/2038	40,000.00	2.435	6224
912834AE8	241920	2000	S 0 05-15-38	07/11/2019	25,420.80	.000	05/15/2038	40,000.00	2.420	6224



Run Date: 5/5/2021 10:19:51 AM

Investments Outstanding As Of Date: 4/30/2021

INVENTORY BY MATURITY REPORT

CUSIP	Investment #	Fund	Issuer	Purchase Date	Current Book	Current Rate	Maturity Date	Current Par	YTM	Days to Maturity
912834AE8	242029	2000	S 0 05-15-38	07/22/2019	156,955.00	.000	05/15/2038	250,000.00	2.489	6224
912834AE8	242114	2000	S 0 05-15-38	07/26/2019	25,299.60	.000	05/15/2038	40,000.00	2.451	6224
912834AE8	242396	2000	S 0 05-15-38	08/19/2019	13,405.26	.000	05/15/2038	19,000.00	1.870	6224
912834AE8	245860	2000	S 0 05-15-38	05/18/2020	32,533.60	.000	05/15/2038	40,000.00	1.152	6224
912834AE8	246040	2000	S 0 05-15-38	06/12/2020	31,350.80	.000	05/15/2038	40,000.00	1.364	6224
912834AE8	246102	2000	S 0 05-15-38	06/19/2020	31,707.60	.000	05/15/2038	40,000.00	1.302	6224
912834AE8	246269	2000	S 0 05-15-38	07/16/2020	32,776.80	.000	05/15/2038	40,000.00	1.120	6224
912834AE8	246289	2000	S 0 05-15-38	07/16/2020	32,776.80	.000	05/15/2038	40,000.00	1.120	6224
912834AE8	246330	2000	S 0 05-15-38	07/20/2020	32,940.80	.000	05/15/2038	40,000.00	1.093	6224
912834AT5	218854	2000	US TREASURY STRIP	08/28/2014	185,600.00	.000	08/15/2038	400,000.00	3.230	6316
912834AT5	219283	2000	US TREASURY STRIP	10/17/2014	19,444.80	.000	08/15/2038	40,000.00	3.050	6316
912834AT5	224470	2000	USTREASURYSTRIIP	10/22/2015	51,788.00	.000	08/15/2038	100,000.00	2.905	6316
912834AT5	224562	2000	USTREASURYSTRIIP	10/29/2015	20,889.60	.000	08/15/2038	40,000.00	2.870	6316
912834AT5	234145	2000	S 0 08-15-38	10/26/2017	22,155.60	.000	08/15/2038	40,000.00	2.860	6316
912834AT5	237910	2000	S 0 08-15-38	08/23/2018	22,152.00	.000	08/15/2038	40,000.00	2.980	6316
912834AT5	238224	2000	S 0 08-15-38	09/13/2018	21,715.20	.000	08/15/2038	40,000.00	3.090	6316
912834AT5	238675	2000	S 0 08-15-38	10/25/2018	205,900.00	.000	08/15/2038	400,000.00	3.381	6316
912834AT5	242355	2000	S 0 08-15-38	08/19/2019	17,327.00	.000	08/15/2038	25,000.00	1.940	6316
912834AT5	242584	2000	S 0 08-15-38	09/06/2019	70,083.00	.000	08/15/2038	100,000.00	1.886	6316
912834AT5	242677	2000	S 0 08-15-38	09/12/2019	54,698.40	.000	08/15/2038	80,000.00	2.019	6316
912834AT5	242814	2000	S 0 08-15-38	09/23/2019	167,120.00	.000	08/15/2038	250,000.00	2.143	6316
912834AT5	246492	2000	S 0 08-15-38	08/10/2020	33,295.60	.000	08/15/2038	40,000.00	1.021	6316
912834AT5	246797	2000	US Treasury Strip 08,15,2038	09/18/2020	64,199.32	.000	08/15/2038	80,000.00	1.233	6316
912834AT5	247017	2000	S 0 08-15-38	10/13/2020	31,397.60	.000	08/15/2038	40,000.00	1.362	6316
912834AT5	247144	2000	S 0 08-15-38	10/22/2020	31,519.23	.000	08/15/2038	40,000.00	1.342	6316
912834DU9	220490	2000	US TREASURY STRIP	01/26/2015	22,891.20	.000	11/15/2038	40,000.00	2.359	6408
912834DU9	229117	2000	S 0 11-15-38	01/12/2017	10,392.60	.000	11/15/2038	20,000.00	3.020	6408
912834DU9	229139	2000	S 0 11-15-38	01/12/2017	10,392.60	.000	11/15/2038	20,000.00	3.020	6408
912834DU9	229405	2000	S 0 11-15-38	02/02/2017	20,379.60	.000	11/15/2038	40,000.00	3.120	6408
912834DU9	234945	2000	S 0 11-15-38	01/25/2018	21,974.80	.000	11/15/2038	40,000.00	2.900	6408
912834DU9	235073	2000	S 0 11-15-38	02/02/2018	21,764.80	.000	11/15/2038	40,000.00	2.950	6408
912834DU9	243399	2000	S 0 11-15-38	11/15/2019	25,504.80	.000	11/15/2038	40,000.00	2.383	6408
912834DU9	243642	2000	S 0 11-15-38	12/09/2019	26,532.00	.000	11/15/2038	40,000.00	2.180	6408





Run Date: 5/5/2021 10:19:51 AM

Investments Outstanding As Of Date: 4/30/2021

INVENTORY BY MATURITY REPORT

CUSIP	Investment #	Fund	Issuer	Purchase Date	Current Book	Current Rate	Maturity Date	Current Par	YTM	Days to Maturity
912834DU9	243734	2000	S 0 11-15-38	12/16/2019	26,296.00	.000	11/15/2038	40,000.00	2.230	6408
912834DU9	247342	2000	S 0 11-15-38	11/06/2020	30,829.20	.000	11/15/2038	40,000.00	1.450	6408
912834DU9	247482	2000	S 0 11-15-38	11/19/2020	61,515.20	.000	11/15/2038	80,000.00	1.466	6408
912834DU9	247647	2000	S 0 11-15-38	12/03/2020	31,136.40	.000	11/15/2038	40,000.00	1.400	6408
912834DU9	247799	2000	S 0 11-15-38	12/14/2020	30,502.05	.000	11/15/2038	40,000.00	1.518	6408
912834DU9	247859	2000	S 0 11-15-38	12/17/2020	30,879.60	.000	11/15/2038	40,000.00	1.450	6408
912834AU2	213376	2000	US TREASURY STRIP	03/28/2013	42,661.00	.000	02/15/2039	100,000.00	3.318	6500
912834AU2	220891	2000	US TREASURY STRIP	02/13/2015	21,312.40	.000	02/15/2039	40,000.00	2.640	6500
912834AU2	222346	2000	US TREASURY STRIP	04/30/2015	21,130.00	.000	02/15/2039	40,000.00	2.700	6500
912834AU2	225744	2000	USTREASURYSTRIP	03/17/2016	21,668.80	.000	02/15/2039	40,000.00	2.693	6500
912834AU2	230033	2000	S 0 02-15-39	03/24/2017	202,780.00	.000	02/15/2039	400,000.00	3.127	6500
912834AU2	230345	2000	S 0 02-15-39	04/17/2017	21,015.20	.000	02/15/2039	40,000.00	2.970	6500
912834AU2	235212	2000	S 0 02-15-39	02/15/2018	20,922.00	.000	02/15/2039	40,000.00	3.110	6500
912834AU2	235382	2000	S 0 02-15-39	03/01/2018	20,947.20	.000	02/15/2039	40,000.00	3.110	6500
912834AU2	235407	2000	S 0 02-15-39	03/01/2018	20,831.20	.000	02/15/2039	40,000.00	3.137	6500
912834AU2	235467	2000	S 0 02-15-39	03/05/2018	103,910.00	.000	02/15/2039	200,000.00	3.150	6500
912834AU2	235540	2000	S 0 02-15-39	03/08/2018	20,950.00	.000	02/15/2039	40,000.00	3.112	6500
912834AU2	236297	2000	S 0 02-15-39	04/26/2018	20,961.20	.000	02/15/2039	40,000.00	3.130	6500
912834AU2	244749	2000	S 0 02-15-39	03/19/2020	32,231.60	.000	02/15/2039	40,000.00	1.145	6500
912834AU2	244862	2000	S 0 02-15-39	04/02/2020	20,173.25	.000	02/15/2039	25,000.00	1.140	6500
912834AU2	249125	2000	S 0 02-15-39	03/12/2021	27,019.20	.000	02/15/2039	40,000.00	2.200	6500
912834AU2	249152	2000	S 0 02-15-39	03/12/2021	53,980.80	.000	02/15/2039	80,000.00	2.206	6500
912834DV7	197124	2000	US TREASURY STRIP	05/11/2010	82,568.59	.000	05/15/2039	306,000.00	4.567	6589
912834DV7	197215	2000	US TREASURY STRIP	05/14/2010	6,511.00	.000	05/15/2039	25,000.00	4.693	6589
912834DV7	198722	2000	US TREASURY STRIP	07/13/2010	29,132.00	.000	05/15/2039	100,000.00	4.323	6589
912834DV7	227515	2000	US TREASURY STRI ZERO-% 5	07/29/2016	24,072.80	.000	05/15/2039	40,000.00	2.240	6589
912834DV7	231297	2000	S 0 05-15-39	05/11/2017	20,460.40	.000	05/15/2039	40,000.00	3.069	6589
912834DV7	231600	2000	S 0 05-15-39	06/02/2017	21,146.00	.000	05/15/2039	40,000.00	2.925	6589
912834DV7	237020	2000	S 0 05-15-39	06/14/2018	20,974.80	.000	05/15/2039	40,000.00	3.110	6589
912834DV7	237329	2000	S 0 05-15-39	07/06/2018	21,562.40	.000	05/15/2039	40,000.00	2.984	6589
912834DV7	237395	2000	S 0 05-15-39	07/12/2018	21,642.00	.000	05/15/2039	40,000.00	2.969	6589
912834DV7	241272	2000	S 0 05-15-39	05/09/2019	22,746.40	.000	05/15/2039	40,000.00	2.840	6589
912834DV7	241696	2000	S 0 05-15-39	06/21/2019	24,560.00	.000	05/15/2039	40,000.00	2.466	6589



Run Date: 5/5/2021 10:19:51 AM

Investments Outstanding As Of Date: 4/30/2021

INVENTORY BY MATURITY REPORT

CUSIP	Investment #	Fund	Issuer	Purchase Date	Current Book	Current Rate	Maturity Date	Current Par	YTM	Days to Maturity
912834DV7	241921	2000	S 0 05-15-39	07/11/2019	24,646.80	.000	05/15/2039	40,000.00	2.455	6589
912834DV7	242115	2000	S 0 05-15-39	07/26/2019	24,503.20	.000	05/15/2039	40,000.00	2.490	6589
912834DV7	242397	2000	S 0 05-15-39	08/19/2019	17,245.50	.000	05/15/2039	25,000.00	1.890	6589
912834DV7	245861	2000	S 0 05-15-39	05/18/2020	31,902.00	.000	05/15/2039	40,000.00	1.195	6589
912834DV7	246041	2000	S 0 05-15-39	06/12/2020	30,621.20	.000	05/15/2039	40,000.00	1.417	6589
912834DV7	246103	2000	S 0 05-15-39	06/19/2020	30,920.00	.000	05/15/2039	40,000.00	1.367	6589
912834DV7	246270	2000	S 0 05-15-39	07/16/2020	32,050.80	.000	05/15/2039	40,000.00	1.180	6589
912834DV7	246290	2000	S 0 05-15-39	07/16/2020	32,050.80	.000	05/15/2039	40,000.00	1.180	6589
912834DV7	246331	2000	S 0 05-15-39	07/20/2020	32,244.80	.000	05/15/2039	40,000.00	1.148	6589
912834EP9	224471	2000	USTREASURYSTRIP	10/22/2015	49,554.00	.000	08/15/2039	100,000.00	2.970	6681
912834EP9	224563	2000	USTREASURYSTRIP	10/29/2015	20,080.40	.000	08/15/2039	40,000.00	2.917	6681
912834EP9	234146	2000	S 0 08-15-39	10/26/2017	21,442.80	.000	08/15/2039	40,000.00	2.880	6681
912834EP9	237911	2000	S 0 08-15-39	08/23/2018	21,506.00	.000	08/15/2039	40,000.00	2.980	6681
912834EP9	238225	2000	S 0 08-15-39	09/13/2018	21,016.40	.000	08/15/2039	40,000.00	3.100	6681
912834EP9	238674	2000	S 0 08-15-39	10/25/2018	198,580.00	.000	08/15/2039	400,000.00	3.394	6681
912834EP9	242398	2000	S 0 08-15-39	08/19/2019	17,164.75	.000	08/15/2039	25,000.00	1.890	6681
912834EP9	242678	2000	S 0 08-15-39	09/12/2019	53,336.00	.000	08/15/2039	80,000.00	2.045	6681
912834EP9	246493	2000	S 0 08-15-39	08/10/2020	32,654.40	.000	08/15/2039	40,000.00	1.070	6681
912834EP9	246798	2000	US Treasury Strip 08,15,2039	09/18/2020	63,011.47	.000	08/15/2039	80,000.00	1.267	6681
912834EP9	247018	2000	S 0 08-15-39	10/13/2020	30,748.80	.000	08/15/2039	40,000.00	1.401	6681
912834EP9	247145	2000	S 0 08-15-39	10/22/2020	30,891.93	.000	08/15/2039	40,000.00	1.378	6681
912834EV6	220491	2000	US TREASURY STRIP	01/26/2015	22,117.20	.000	11/15/2039	40,000.00	2.403	6773
912834EV6	229120	2000	S 0 11-15-39	01/12/2017	10,018.00	.000	11/15/2039	20,000.00	3.050	6773
912834EV6	229140	2000	S 0 11-15-39	01/12/2017	10,018.00	.000	11/15/2039	20,000.00	3.050	6773
912834EV6	229406	2000	S 0 11-15-39	02/02/2017	19,626.00	.000	11/15/2039	40,000.00	3.150	6773
912834EV6	234946	2000	S 0 11-15-39	01/25/2018	21,397.20	.000	11/15/2039	40,000.00	2.890	6773
912834EV6	235074	2000	S 0 11-15-39	02/02/2018	21,182.00	.000	11/15/2039	40,000.00	2.940	6773
912834EV6	243400	2000	S 0 11-15-39	11/15/2019	24,740.80	.000	11/15/2039	40,000.00	2.417	6773
912834EV6	243643	2000	S 0 11-15-39	12/09/2019	25,758.80	.000	11/15/2039	40,000.00	2.220	6773
912834EV6	243735	2000	S 0 11-15-39	12/16/2019	25,618.00	.000	11/15/2039	40,000.00	2.250	6773
912834EV6	247343	2000	S 0 11-15-39	11/06/2020	30,215.60	.000	11/15/2039	40,000.00	1.480	6773
912834EV6	247483	2000	S 0 11-15-39	11/19/2020	60,287.20	.000	11/15/2039	80,000.00	1.495	6773
912834EV6	247648	2000	S 0 11-15-39	12/03/2020	30,513.20	.000	11/15/2039	40,000.00	1.434	6773



Run Date: 5/5/2021 10:19:51 AM

Investments Outstanding As Of Date: 4/30/2021

INVENTORY BY MATURITY REPORT

CUSIP	Investment #	Fund	Issuer	Purchase Date	Current Book	Current Rate	Maturity Date	Current Par	YTM	Days to Maturity
912834EV6	247800	2000	S 0 11-15-39	12/14/2020	29,855.71	.000	11/15/2039	40,000.00	1.552	6773
912834EV6	247860	2000	S 0 11-15-39	12/17/2020	30,294.40	.000	11/15/2039	40,000.00	1.475	6773
912834FB9	213377	2000	US TREASURY STRIP	03/28/2013	41,063.00	.000	02/15/2040	100,000.00	3.338	6865
912834FB9	225747	2000	USTREASURYSTRIP	03/17/2016	20,918.00	.000	02/15/2040	40,000.00	2.729	6865
912834FB9	230034	2000	S 0 02-15-40	03/24/2017	195,152.00	.000	02/15/2040	400,000.00	3.159	6865
912834FB9	230346	2000	S 0 02-15-40	04/17/2017	20,176.40	.000	02/15/2040	40,000.00	3.020	6865
912834FB9	235213	2000	S 0 02-15-40	02/15/2018	20,286.40	.000	02/15/2040	40,000.00	3.110	6865
912834FB9	235383	2000	S 0 02-15-40	03/01/2018	20,310.40	.000	02/15/2040	40,000.00	3.110	6865
912834FB9	235408	2000	S 0 02-15-40	03/01/2018	20,179.60	.000	02/15/2040	40,000.00	3.140	6865
912834FB9	235468	2000	S 0 02-15-40	03/05/2018	100,930.00	.000	02/15/2040	200,000.00	3.140	6865
912834FB9	235541	2000	S 0 02-15-40	03/08/2018	20,308.40	.000	02/15/2040	40,000.00	3.113	6865
912834FB9	236298	2000	S 0 02-15-40	04/26/2018	20,320.40	.000	02/15/2040	40,000.00	3.130	6865
912834FB9	244750	2000	S 0 02-15-40	03/19/2020	31,783.60	.000	02/15/2040	40,000.00	1.158	6865
912834FB9	244863	2000	S 0 02-15-40	04/02/2020	19,788.25	.000	02/15/2040	25,000.00	1.180	6865
912834FB9	249126	2000	S 0 02-15-40	03/12/2021	26,262.00	.000	02/15/2040	40,000.00	2.235	6865
912834FB9	249153	2000	S 0 02-15-40	03/12/2021	52,474.40	.000	02/15/2040	80,000.00	2.240	6865
912834HV3	227516	2000	US TREASURY STRI ZERO-% 5	07/29/2016	23,294.40	.000	05/15/2040	40,000.00	2.285	6955
912834HV3	231299	2000	S 0 05-15-40	05/11/2017	19,676.40	.000	05/15/2040	40,000.00	3.107	6955
912834HV3	231602	2000	S 0 05-15-40	06/02/2017	20,356.00	.000	05/15/2040	40,000.00	2.965	6955
912834HV3	237019	2000	S 0 05-15-40	06/14/2018	20,337.20	.000	05/15/2040	40,000.00	3.110	6955
912834HV3	237330	2000	S 0 05-15-40	07/06/2018	20,887.60	.000	05/15/2040	40,000.00	2.995	6955
912834HV3	237394	2000	S 0 05-15-40	07/12/2018	20,969.20	.000	05/15/2040	40,000.00	2.979	6955
912834HV3	241273	2000	S 0 05-15-40	05/09/2019	22,022.40	.000	05/15/2040	40,000.00	2.860	6955
912834HV3	241697	2000	S 0 05-15-40	06/21/2019	23,787.60	.000	05/15/2040	40,000.00	2.502	6955
912834HV3	241922	2000	S 0 05-15-40	07/11/2019	23,880.00	.000	05/15/2040	40,000.00	2.490	6955
912834HV3	242116	2000	S 0 05-15-40	07/26/2019	23,708.40	.000	05/15/2040	40,000.00	2.530	6955
912834HV3	245862	2000	S 0 05-15-40	05/18/2020	31,169.20	.000	05/15/2040	40,000.00	1.252	6955
912834HV3	246042	2000	S 0 05-15-40	06/12/2020	29,853.60	.000	05/15/2040	40,000.00	1.474	6955
912834HV3	246104	2000	S 0 05-15-40	06/19/2020	30,194.40	.000	05/15/2040	40,000.00	1.418	6955
912834HV3	246271	2000	S 0 05-15-40	07/16/2020	31,365.20	.000	05/15/2040	40,000.00	1.230	6955
912834HV3	246291	2000	S 0 05-15-40	07/16/2020	31,365.20	.000	05/15/2040	40,000.00	1.230	6955
912834HV3	246332	2000	S 0 05-15-40	07/20/2020	31,498.40	.000	05/15/2040	40,000.00	1.209	6955
912834JB5	224472	2000	USTREASURYSTRIP	10/22/2015	47,298.00	.000	08/15/2040	100,000.00	3.040	7047



Run Date: 5/5/2021 10:19:51 AM

Investments Outstanding As Of Date: 4/30/2021

INVENTORY BY MATURITY REPORT

CUSIP	Investment #	Fund	Issuer	Purchase Date	Current Book	Current Rate	Maturity Date	Current Par	YTM	Days to Maturity
912834JB5	234147	2000	S 0 08-15-40	10/26/2017	20,698.40	.000	08/15/2040	40,000.00	2.910	7047
912834JB5	237912	2000	S 0 08-15-40	08/23/2018	20,834.00	.000	08/15/2040	40,000.00	2.990	7047
912834JB5	238226	2000	S 0 08-15-40	09/13/2018	20,344.40	.000	08/15/2040	40,000.00	3.108	7047
912834JB5	238673	2000	S 0 08-15-40	10/25/2018	191,596.00	.000	08/15/2040	400,000.00	3.404	7047
912834JB5	242399	2000	S 0 08-15-40	08/19/2019	16,809.75	.000	08/15/2040	25,000.00	1.900	7047
912834JB5	242658	2000	S 0 08-15-40	09/12/2019	51,905.60	.000	08/15/2040	80,000.00	2.078	7047
912834JB5	246494	2000	S 0 08-15-40	08/10/2020	32,051.60	.000	08/15/2040	40,000.00	1.110	7047
912834JB5	246799	2000	US Treasury Strip 08,15,2040	09/18/2020	61,718.38	.000	08/15/2040	80,000.00	1.308	7047
912834JB5	247019	2000	S 0 08-15-40	10/13/2020	30,337.20	.000	08/15/2040	40,000.00	1.399	7047
912834JB5	247146	2000	S 0 08-15-40	10/22/2020	30,213.86	.000	08/15/2040	40,000.00	1.421	7047
912834JH2	229122	2000	S 0 11-15-40	01/12/2017	9,673.80	.000	11/15/2040	20,000.00	3.070	7139
912834JH2	229141	2000	S 0 11-15-40	01/12/2017	9,673.80	.000	11/15/2040	20,000.00	3.070	7139
912834JH2	229407	2000	S 0 11-15-40	02/02/2017	18,800.40	.000	11/15/2040	40,000.00	3.200	7139
912834JH2	234947	2000	S 0 11-15-40	01/25/2018	20,652.00	.000	11/15/2040	40,000.00	2.920	7139
912834JH2	235075	2000	S 0 11-15-40	02/02/2018	20,434.80	.000	11/15/2040	40,000.00	2.970	7139
912834JH2	243401	2000	S 0 11-15-40	11/15/2019	23,969.20	.000	11/15/2040	40,000.00	2.454	7139
912834JH2	243644	2000	S 0 11-15-40	12/09/2019	25,040.40	.000	11/15/2040	40,000.00	2.250	7139
912834JH2	243736	2000	S 0 11-15-40	12/16/2019	24,896.40	.000	11/15/2040	40,000.00	2.280	7139
912834JH2	247344	2000	S 0 11-15-40	11/06/2020	29,537.60	.000	11/15/2040	40,000.00	1.520	7139
912834JH2	247484	2000	S 0 11-15-40	11/19/2020	59,123.20	.000	11/15/2040	80,000.00	1.519	7139
912834JH2	247649	2000	S 0 11-15-40	12/03/2020	30,155.20	.000	11/15/2040	40,000.00	1.421	7139
912834JH2	247801	2000	S 0 11-15-40	12/14/2020	29,229.67	.000	11/15/2040	40,000.00	1.581	7139
912834JH2	247861	2000	S 0 11-15-40	12/17/2020	29,675.60	.000	11/15/2040	40,000.00	1.505	7139
912834JP4	213378	2000	US TREASURY STRIP	03/28/2013	39,487.00	.000	02/15/2041	100,000.00	3.360	7231
912834JP4	230035	2000	S 0 02-15-41	03/24/2017	186,620.00	.000	02/15/2041	400,000.00	3.216	7231
912834JP4	230347	2000	S 0 02-15-41	04/17/2017	19,466.00	.000	02/15/2041	40,000.00	3.045	7231
912834JP4	235214	2000	S 0 02-15-41	02/15/2018	19,580.80	.000	02/15/2041	40,000.00	3.130	7231
912834JP4	235384	2000	S 0 02-15-41	03/01/2018	19,560.00	.000	02/15/2041	40,000.00	3.140	7231
912834JP4	235409	2000	S 0 02-15-41	03/01/2018	19,459.20	.000	02/15/2041	40,000.00	3.163	7231
912834JP4	235469	2000	S 0 02-15-41	03/05/2018	97,284.00	.000	02/15/2041	200,000.00	3.165	7231
912834JP4	235542	2000	S 0 02-15-41	03/08/2018	19,606.80	.000	02/15/2041	40,000.00	3.132	7231
912834JP4	236299	2000	S 0 02-15-41	04/26/2018	19,654.80	.000	02/15/2041	40,000.00	3.140	7231
912834JP4	244751	2000	S 0 02-15-41	03/19/2020	30,932.40	.000	02/15/2041	40,000.00	1.233	7231



Run Date: 5/5/2021 10:19:51 AM

Investments Outstanding As Of Date: 4/30/2021

INVENTORY BY MATURITY REPORT

CUSIP	Investment #	Fund	Issuer	Purchase Date	Current Book	Current Rate	Maturity Date	Current Par	YTM	Days to Maturity
912834JP4	244864	2000	S 0 02-15-41	04/02/2020	19,315.00	.000	02/15/2041	25,000.00	1.240	7231
912834JP4	249127	2000	S 0 02-15-41	03/12/2021	25,523.20	.000	02/15/2041	40,000.00	2.267	7231
912834JP4	249154	2000	S 0 02-15-41	03/12/2021	51,016.00	.000	02/15/2041	80,000.00	2.270	7231
912834KH0	231301	2000	S 0 05-15-41	05/11/2017	18,953.20	.000	05/15/2041	40,000.00	3.135	7320
912834KH0	231603	2000	S 0 05-15-41	06/02/2017	19,649.20	.000	05/15/2041	40,000.00	2.990	7320
912834KH0	237018	2000	S 0 05-15-41	06/14/2018	19,674.80	.000	05/15/2041	40,000.00	3.120	7320
912834KH0	237331	2000	S 0 05-15-41	07/06/2018	20,248.80	.000	05/15/2041	40,000.00	3.001	7320
912834KH0	237393	2000	S 0 05-15-41	07/12/2018	20,308.40	.000	05/15/2041	40,000.00	2.990	7320
912834KH0	241274	2000	S 0 05-15-41	05/09/2019	21,266.80	.000	05/15/2041	40,000.00	2.890	7320
912834KH0	241698	2000	S 0 05-15-41	06/21/2019	23,033.60	.000	05/15/2041	40,000.00	2.536	7320
912834KH0	241923	2000	S 0 05-15-41	07/11/2019	23,146.00	.000	05/15/2041	40,000.00	2.520	7320
912834KH0	242117	2000	S 0 05-15-41	07/26/2019	22,946.40	.000	05/15/2041	40,000.00	2.565	7320
912834KH0	245863	2000	S 0 05-15-41	05/18/2020	30,280.00	.000	05/15/2041	40,000.00	1.331	7320
912834KH0	246043	2000	S 0 05-15-41	06/12/2020	29,084.00	.000	05/15/2041	40,000.00	1.529	7320
912834KH0	246105	2000	S 0 05-15-41	06/19/2020	29,438.40	.000	05/15/2041	40,000.00	1.472	7320
912834KH0	246272	2000	S 0 05-15-41	07/16/2020	30,727.60	.000	05/15/2041	40,000.00	1.270	7320
912834KH0	246292	2000	S 0 05-15-41	07/16/2020	30,727.60	.000	05/15/2041	40,000.00	1.270	7320
912834KH0	246333	2000	S 0 05-15-41	07/20/2020	30,955.20	.000	05/15/2041	40,000.00	1.235	7320
912834KP2	224473	2000	USTREASURYSTRIP	10/22/2015	45,776.00	.000	08/15/2041	100,000.00	3.050	7412
912834KP2	234148	2000	S 0 08-15-41	10/26/2017	19,968.00	.000	08/15/2041	40,000.00	2.940	7412
912834KP2	237913	2000	S 0 08-15-41	08/23/2018	20,179.20	.000	08/15/2041	40,000.00	3.000	7412
912834KP2	238227	2000	S 0 08-15-41	09/13/2018	20,219.60	.000	08/15/2041	40,000.00	2.999	7412
912834KP2	238672	2000	S 0 08-15-41	10/25/2018	185,124.00	.000	08/15/2041	400,000.00	3.407	7412
912834KP2	242400	2000	S 0 08-15-41	08/19/2019	16,423.25	.000	08/15/2041	25,000.00	1.920	7412
912834KP2	242679	2000	S 0 08-15-41	09/12/2019	50,492.00	.000	08/15/2041	80,000.00	2.110	7412
912834KP2	246495	2000	S 0 08-15-41	08/10/2020	31,474.00	.000	08/15/2041	40,000.00	1.144	7412
912834KP2	246800	2000	US Treasury Strip 08,15,2041	09/18/2020	60,528.27	.000	08/15/2041	80,000.00	1.339	7412
912834KP2	247020	2000	S 0 08-15-41	10/13/2020	29,687.20	.000	08/15/2041	40,000.00	1.436	7412
912834KP2	247147	2000	S 0 08-15-41	10/22/2020	29,568.25	.000	08/15/2041	40,000.00	1.457	7412
912834KV9	229124	2000	S 0 11-15-41	01/12/2017	9,337.60	.000	11/15/2041	20,000.00	3.090	7504
912834KV9	229142	2000	S 0 11-15-41	01/12/2017	9,337.60	.000	11/15/2041	20,000.00	3.090	7504
912834KV9	234948	2000	S 0 11-15-41	01/25/2018	19,968.00	.000	11/15/2041	40,000.00	2.940	7504
912834KV9	235076	2000	S 0 11-15-41	02/02/2018	19,794.80	.000	11/15/2041	40,000.00	2.980	7504



Run Date: 5/5/2021 10:19:51 AM

Investments Outstanding As Of Date: 4/30/2021

INVENTORY BY MATURITY REPORT

CUSIP	Investment #	Fund	Issuer	Purchase Date	Current Book	Current Rate	Maturity Date	Current Par	YTM	Days to Maturity
912834KV9	243402	2000	S 0 11-15-41	11/15/2019	23,244.80	.000	11/15/2041	40,000.00	2.483	7504
912834KV9	243645	2000	S 0 11-15-41	12/09/2019	24,380.40	.000	11/15/2041	40,000.00	2.270	7504
912834KV9	243737	2000	S 0 11-15-41	12/16/2019	24,232.80	.000	11/15/2041	40,000.00	2.300	7504
912834KV9	247345	2000	S 0 11-15-41	11/06/2020	28,882.00	.000	11/15/2041	40,000.00	1.555	7504
912834KV9	247485	2000	S 0 11-15-41	11/19/2020	57,884.00	.000	11/15/2041	80,000.00	1.548	7504
912834KV9	247650	2000	S 0 11-15-41	12/03/2020	29,474.00	.000	11/15/2041	40,000.00	1.463	7504
912834KV9	247802	2000	S 0 11-15-41	12/14/2020	28,570.65	.000	11/15/2041	40,000.00	1.615	7504
912834KV9	247862	2000	S 0 11-15-41	12/17/2020	28,992.40	.000	11/15/2041	40,000.00	1.545	7504
912834LB2	213379	2000	US TREASURY STRIP	03/28/2013	37,911.00	.000	02/15/2042	100,000.00	3.386	7596
912834LB2	235215	2000	S 0 02-15-42	02/15/2018	18,937.20	.000	02/15/2042	40,000.00	3.140	7596
912834LB2	235385	2000	S 0 02-15-42	03/01/2018	18,915.60	.000	02/15/2042	40,000.00	3.150	7596
912834LB2	235410	2000	S 0 02-15-42	03/01/2018	18,796.40	.000	02/15/2042	40,000.00	3.177	7596
912834LB2	235470	2000	S 0 02-15-42	03/05/2018	94,054.00	.000	02/15/2042	200,000.00	3.175	7596
912834LB2	235543	2000	S 0 02-15-42	03/08/2018	18,957.20	.000	02/15/2042	40,000.00	3.143	7596
912834LB2	236300	2000	S 0 02-15-42	04/26/2018	19,007.20	.000	02/15/2042	40,000.00	3.150	7596
912834LB2	244752	2000	S 0 02-15-42	03/19/2020	30,210.80	.000	02/15/2042	40,000.00	1.285	7596
912834LB2	244865	2000	S 0 02-15-42	04/02/2020	18,953.50	.000	02/15/2042	25,000.00	1.270	7596
912834LB2	249128	2000	S 0 02-15-42	03/12/2021	24,784.40	.000	02/15/2042	40,000.00	2.300	7596
912834LB2	249155	2000	S 0 02-15-42	03/12/2021	49,568.80	.000	02/15/2042	80,000.00	2.300	7596
912834LK2	237017	2000	S 0 05-15-42	06/14/2018	19,030.40	.000	05/15/2042	40,000.00	3.130	7685
912834LK2	237332	2000	S 0 05-15-42	07/06/2018	19,618.40	.000	05/15/2042	40,000.00	3.008	7685
912834LK2	237392	2000	S 0 05-15-42	07/12/2018	20,046.60	.000	05/15/2042	40,000.00	2.919	7685
912834LK2	241275	2000	S 0 05-15-42	05/09/2019	20,478.80	.000	05/15/2042	40,000.00	2.930	7685
912834LK2	241699	2000	S 0 05-15-42	06/21/2019	22,278.40	.000	05/15/2042	40,000.00	2.572	7685
912834LK2	241924	2000	S 0 05-15-42	07/11/2019	22,421.20	.000	05/15/2042	40,000.00	2.550	7685
912834LK2	242118	2000	S 0 05-15-42	07/26/2019	22,183.20	.000	05/15/2042	40,000.00	2.602	7685
912834LK2	245864	2000	S 0 05-15-42	05/18/2020	29,601.60	.000	05/15/2042	40,000.00	1.374	7685
912834LK2	246044	2000	S 0 05-15-42	06/12/2020	28,334.40	.000	05/15/2042	40,000.00	1.579	7685
912834LK2	246106	2000	S 0 05-15-42	06/19/2020	28,680.40	.000	05/15/2042	40,000.00	1.524	7685
912834LK2	246273	2000	S 0 05-15-42	07/16/2020	30,013.60	.000	05/15/2042	40,000.00	1.320	7685
912834LK2	246293	2000	S 0 05-15-42	07/16/2020	30,013.60	.000	05/15/2042	40,000.00	1.320	7685
912834LK2	246334	2000	S 0 05-15-42	07/20/2020	30,243.20	.000	05/15/2042	40,000.00	1.286	7685
912834LR7	224474	2000	USTREASURYSTRIP	10/22/2015	44,118.00	.000	08/15/2042	100,000.00	3.075	7777



Run Date: 5/5/2021 10:19:51 AM

Investments Outstanding As Of Date: 4/30/2021

INVENTORY BY MATURITY REPORT

CUSIP	Investment #	Fund	Issuer	Purchase Date	Current Book	Current Rate	Maturity Date	Current Par	YTM	Days to Maturity
912834LR7	237914	2000	S 0 08-15-42	08/23/2018	19,587.20	.000	08/15/2042	40,000.00	3.000	7777
912834LR7	238228	2000	S 0 08-15-42	09/13/2018	19,073.60	.000	08/15/2042	40,000.00	3.120	7777
912834LR7	238671	2000	S 0 08-15-42	10/25/2018	178,972.00	.000	08/15/2042	400,000.00	3.407	7777
912834LR7	242401	2000	S 0 08-15-42	08/19/2019	16,002.75	.000	08/15/2042	25,000.00	1.950	7777
912834LR7	242680	2000	S 0 08-15-42	09/12/2019	49,253.60	.000	08/15/2042	80,000.00	2.127	7777
912834LR7	246496	2000	S 0 08-15-42	08/10/2020	30,818.80	.000	08/15/2042	40,000.00	1.188	7777
912834LR7	246801	2000	US Treasury Strip 08,15,2042	09/18/2020	59,336.05	.000	08/15/2042	80,000.00	1.369	7777
912834LR7	247021	2000	S 0 08-15-42	10/13/2020	28,993.20	.000	08/15/2042	40,000.00	1.479	7777
912834LR7	247148	2000	S 0 08-15-42	10/22/2020	28,937.72	.000	08/15/2042	40,000.00	1.489	7777
912834LX4	234949	2000	S 0 11-15-42	01/25/2018	19,346.40	.000	11/15/2042	40,000.00	2.950	7869
912834LX4	235055	2000	S 0 11-15-42	02/02/2018	19,124.00	.000	11/15/2042	40,000.00	3.000	7869
912834LX4	243403	2000	S 0 11-15-42	11/15/2019	22,586.00	.000	11/15/2042	40,000.00	2.500	7869
912834LX4	243646	2000	S 0 11-15-42	12/09/2019	23,782.40	.000	11/15/2042	40,000.00	2.280	7869
912834LX4	243738	2000	S 0 11-15-42	12/16/2019	23,631.60	.000	11/15/2042	40,000.00	2.310	7869
912834LX4	247346	2000	S 0 11-15-42	11/06/2020	28,190.40	.000	11/15/2042	40,000.00	1.595	7869
912834LX4	247486	2000	S 0 11-15-42	11/19/2020	56,629.60	.000	11/15/2042	80,000.00	1.577	7869
912834LX4	247651	2000	S 0 11-15-42	12/03/2020	28,791.20	.000	11/15/2042	40,000.00	1.504	7869
912834LX4	247803	2000	S 0 11-15-42	12/14/2020	27,931.97	.000	11/15/2042	40,000.00	1.645	7869
912834LX4	247863	2000	S 0 11-15-42	12/17/2020	28,364.00	.000	11/15/2042	40,000.00	1.575	7869
912834MD7	244753	2000	S 0 02-15-43	03/19/2020	29,414.80	.000	02/15/2043	40,000.00	1.346	7961
912834MD7	244866	2000	S 0 02-15-43	04/02/2020	18,503.75	.000	02/15/2043	25,000.00	1.320	7961
912834MD7	249129	2000	S 0 02-15-43	03/12/2021	24,187.20	.000	02/15/2043	40,000.00	2.307	7961
912834MD7	249156	2000	S 0 02-15-43	03/12/2021	48,374.40	.000	02/15/2043	80,000.00	2.307	7961
912834MM7	241276	2000	S 0 05-15-43	05/09/2019	19,844.40	.000	05/15/2043	40,000.00	2.940	8050
912834MM7	241700	2000	S 0 05-15-43	06/21/2019	21,588.80	.000	05/15/2043	40,000.00	2.597	8050
912834MM7	241925	2000	S 0 05-15-43	07/11/2019	22,422.60	.000	05/15/2043	40,000.00	2.442	8050
912834MM7	242119	2000	S 0 05-15-43	07/26/2019	21,490.40	.000	05/15/2043	40,000.00	2.627	8050
912834MM7	245865	2000	S 0 05-15-43	05/18/2020	28,887.20	.000	05/15/2043	40,000.00	1.421	8050
912834MM7	246045	2000	S 0 05-15-43	06/12/2020	27,658.80	.000	05/15/2043	40,000.00	1.616	8050
912834MM7	246107	2000	S 0 05-15-43	06/19/2020	27,989.20	.000	05/15/2043	40,000.00	1.565	8050
912834MM7	246274	2000	S 0 05-15-43	07/16/2020	29,287.20	.000	05/15/2043	40,000.00	1.370	8050
912834MM7	246294	2000	S 0 05-15-43	07/16/2020	29,287.20	.000	05/15/2043	40,000.00	1.370	8050
912834MM7	246335	2000	S 0 05-15-43	07/20/2020	29,484.80	.000	05/15/2043	40,000.00	1.341	8050



Run Date: 5/5/2021 10:19:51 AM

Investments Outstanding As Of Date: 4/30/2021

INVENTORY BY MATURITY REPORT

CUSIP	Investment #	Fund	Issuer	Purchase Date	Current Book	Current Rate	Maturity Date	Current Par	YTM	Days to Maturity
912834MT2	224475	2000	USTREASURYSTRIP	10/22/2015	43,087.00	.000	08/15/2043	100,000.00	3.050	8142
912834MT2	242402	2000	S 0 08-15-43	08/19/2019	15,658.00	.000	08/15/2043	25,000.00	1.960	8142
912834MT2	242681	2000	S 0 08-15-43	09/12/2019	48,005.60	.000	08/15/2043	80,000.00	2.146	8142
912834MT2	246497	2000	S 0 08-15-43	08/10/2020	30,116.40	.000	08/15/2043	40,000.00	1.237	8142
912834MT2	246802	2000	US Treasury Strip 08,15,2043	09/18/2020	57,944.18	.000	08/15/2043	80,000.00	1.413	8142
912834MT2	247022	2000	S 0 08-15-43	10/13/2020	28,254.00	.000	08/15/2043	40,000.00	1.528	8142
912834MT2	247149	2000	S 0 08-15-43	10/22/2020	28,219.21	.000	08/15/2043	40,000.00	1.535	8142
912834MZ8	243404	2000	S 0 11-15-43	11/15/2019	21,995.20	.000	11/15/2043	40,000.00	2.507	8234
912834MZ8	243647	2000	S 0 11-15-43	12/09/2019	23,194.40	.000	11/15/2043	40,000.00	2.290	8234
912834MZ8	243716	2000	S 0 11-15-43	12/16/2019	23,040.40	.000	11/15/2043	40,000.00	2.320	8234
912834MZ8	247347	2000	S 0 11-15-43	11/06/2020	27,588.00	.000	11/15/2043	40,000.00	1.620	8234
912834MZ8	247487	2000	S 0 11-15-43	11/19/2020	55,400.80	.000	11/15/2043	80,000.00	1.605	8234
912834MZ8	247652	2000	S 0 11-15-43	12/03/2020	28,172.40	.000	11/15/2043	40,000.00	1.533	8234
912834MZ8	247804	2000	S 0 11-15-43	12/14/2020	27,229.40	.000	11/15/2043	40,000.00	1.685	8234
912834MZ8	247864	2000	S 0 11-15-43	12/17/2020	27,732.80	.000	11/15/2043	40,000.00	1.605	8234
912834NF1	244754	2000	S 0 02-15-44	03/19/2020	28,686.80	.000	02/15/2044	40,000.00	1.395	8326
912834NF1	244867	2000	S 0 02-15-44	04/02/2020	18,089.50	.000	02/15/2044	25,000.00	1.360	8326
912834NF1	249130	2000	S 0 02-15-44	03/12/2021	23,569.20	.000	02/15/2044	40,000.00	2.320	8326
912834NF1	249157	2000	S 0 02-15-44	03/12/2021	47,138.40	.000	02/15/2044	80,000.00	2.320	8326
912834NP9	245866	2000	S 0 05-15-44	05/18/2020	28,278.80	.000	05/15/2044	40,000.00	1.451	8416
912834NP9	246046	2000	S 0 05-15-44	06/12/2020	26,947.20	.000	05/15/2044	40,000.00	1.658	8416
912834NP9	246108	2000	S 0 05-15-44	06/19/2020	27,280.40	.000	05/15/2044	40,000.00	1.607	8416
912834NP9	246275	2000	S 0 05-15-44	07/16/2020	28,618.00	.000	05/15/2044	40,000.00	1.410	8416
912834NP9	246295	2000	S 0 05-15-44	07/16/2020	28,618.00	.000	05/15/2044	40,000.00	1.410	8416
912834NP9	246336	2000	S 0 05-15-44	07/20/2020	28,782.40	.000	05/15/2044	40,000.00	1.386	8416
912834NV6	224476	2000	USTREASURYSTRIP	10/22/2015	41,506.00	.000	08/15/2044	100,000.00	3.075	8508
912834NV6	242403	2000	S 0 08-15-44	08/19/2019	15,279.75	.000	08/15/2044	25,000.00	1.980	8508
912834NV6	246498	2000	S 0 08-15-44	08/10/2020	29,507.20	.000	08/15/2044	40,000.00	1.271	8508
912834NV6	246803	2000	US Treasury Strip 08,15,2044	09/18/2020	56,634.42	.000	08/15/2044	80,000.00	1.450	8508
912834NV6	247023	2000	S 0 08-15-44	10/13/2020	27,379.20	.000	08/15/2044	40,000.00	1.597	8508
912834NV6	247150	2000	S 0 08-15-44	10/22/2020	27,575.10	.000	08/15/2044	40,000.00	1.568	8508
912834PB8	247348	2000	S 0 11-15-44	11/06/2020	26,953.20	.000	11/15/2044	40,000.00	1.650	8600
912834PB8	247488	2000	S 0 11-15-44	11/19/2020	54,208.80	.000	11/15/2044	80,000.00	1.629	8600





Run Date: 5/5/2021 10:19:51 AM

Investments Outstanding As Of Date: 4/30/2021

INVENTORY BY MATURITY REPORT

CUSIP	Investment #	Fund	Issuer	Purchase Date	Current Book	Current Rate	Maturity Date	Current Par	YTM	Days to Maturity
912834PB8	247653	2000 S 0	11-15-44	12/03/2020	27,538.00	.000	11/15/2044	40,000.00	1.565	8600
912834PB8	247805	2000 S 0	11-15-44	12/14/2020	26,636.96	.000	11/15/2044	40,000.00	1.707	8600
912834PB8	247865	2000 S 0	11-15-44	12/17/2020	27,099.60	.000	11/15/2044	40,000.00	1.635	8600
912834PH5	244868	2000 S 0	02-15-45	04/02/2020	17,758.00	.000	02/15/2045	25,000.00	1.380	8692
912834PH5	249131	2000 S 0	02-15-45	03/12/2021	20,914.80	.000	02/15/2045	40,000.00	2.728	8692
912834PH5	249159	2000 S 0	02-15-45	03/12/2021	41,829.60	.000	02/15/2045	80,000.00	2.728	8692
912834PM4	242404	2000 S 0	08-15-45	08/19/2019	14,943.00	.000	08/15/2045	25,000.00	1.990	8873
912834PZ5	244869	2000 S 0	02-15-46	04/02/2020	17,425.75	.000	02/15/2046	25,000.00	1.400	9057
912834QP6	242405	2000 S 0	08-15-46	08/19/2019	14,650.00	.000	08/15/2046	25,000.00	1.990	9238
912834RB6	244870	2000 S 0	02-15-47	04/02/2020	17,184.25	.000	02/15/2047	25,000.00	1.400	9422
912834RR1	242406	2000 S 0	08-15-47	08/19/2019	14,362.75	.000	08/15/2047	25,000.00	1.990	9603
912834TF5	244871	2000 S 0	02-15-48	04/02/2020	16,899.25	.000	02/15/2048	25,000.00	1.410	9787
912834TV0	242407	2000 S 0	08-15-48	08/19/2019	14,162.25	.000	08/15/2048	25,000.00	1.970	9969
912834UH9	244872	2000 S 0	02-15-49	04/02/2020	16,663.50	.000	02/15/2049	25,000.00	1.410	10153
912834UY2	242408	2000 S 0	08-15-49	08/19/2019	13,887.50	.000	08/15/2049	25,000.00	1.970	10334



# Ratification Report

From Date: 4/1/2021 To Date: 4/30/2021

Date Basis: Settlement

Run: 05/05/2021 10:18:25 AM

By: Benjamin McCaig

State of Ohio - Prod

Inv. No.	Description	CUSIP	Fund	Maturity	Settle	TXN Type	Coupon	Yield	Par Value	Book Value	Purchase Interest	Settlement
<b>Fund: 1000 REG INVESTMENT ACCT-REG</b>												
249395	BNPPNY 0 04-08-21	09659BR85	1000	04/08/21	04/01/21	PURC	.000	.060	50,000,000.00	49,999,416.66	0.00	-49,999,416.66
249396	BNPPNY 0 04-08-21	09659BR85	1000	04/08/21	04/01/21	PURC	.000	.060	50,000,000.00	49,999,416.67	0.00	-49,999,416.67
249404	MUFGBK 0 07-15-21	62479LUF0	1000	07/15/21	04/05/21	PURC	.000	.110	50,000,000.00	49,984,569.50	0.00	-49,984,569.50
249405	NATXNY 0 04-06-21	63873JR69	1000	04/06/21	04/05/21	PURC	.000	.060	50,000,000.00	49,999,916.66	0.00	-49,999,916.66
249406	NATXNY 0 04-06-21	63873JR69	1000	04/06/21	04/05/21	PURC	.000	.060	50,000,000.00	49,999,916.67	0.00	-49,999,916.67
249407	XON CP 0 08-26-21	30229AVS5	1000	08/26/21	04/05/21	PURC	.000	.100	50,000,000.00	49,980,138.89	0.00	-49,980,138.89
249408	XON CP 0 08-26-21	30229AVS5	1000	08/26/21	04/05/21	PURC	.000	.100	50,000,000.00	49,980,138.89	0.00	-49,980,138.89
249430	BMOCHI 0 07-01-21	06366GU15	1000	07/01/21	04/06/21	PURC	.000	.120	25,000,000.00	24,992,833.33	0.00	-24,992,833.33
249431	LINDE 0 06-01-21	53522LT19	1000	06/01/21	04/06/21	PURC	.000	.055	50,000,000.00	49,995,722.22	0.00	-49,995,722.22
249432	NATXNY 0 04-07-21	63873JR77	1000	04/07/21	04/06/21	PURC	.000	.060	50,000,000.00	49,999,916.66	0.00	-49,999,916.66
249433	NATXNY 0 04-07-21	63873JR77	1000	04/07/21	04/06/21	PURC	.000	.060	50,000,000.00	49,999,916.67	0.00	-49,999,916.67
249434	NATXNY 0 04-07-21	63873JR77	1000	04/07/21	04/06/21	PURC	.000	.060	50,000,000.00	49,999,916.67	0.00	-49,999,916.67
249435	NATXNY 0 04-07-21	63873JR77	1000	04/07/21	04/06/21	PURC	.000	.060	50,000,000.00	49,999,916.67	0.00	-49,999,916.67
249443	BNPPNY 0 04-08-21	09659BR85	1000	04/08/21	04/07/21	PURC	.000	.060	50,000,000.00	49,999,916.66	0.00	-49,999,916.66
249444	BNPPNY 0 04-08-21	09659BR85	1000	04/08/21	04/07/21	PURC	.000	.060	50,000,000.00	49,999,916.67	0.00	-49,999,916.67
249445	NATXNY 0 04-08-21	63873JR85	1000	04/08/21	04/07/21	PURC	.000	.060	50,000,000.00	49,999,916.65	0.00	-49,999,916.65
249446	NATXNY 0 04-08-21	63873JR85	1000	04/08/21	04/07/21	PURC	.000	.060	50,000,000.00	49,999,916.67	0.00	-49,999,916.67
249447	NATXNY 0 04-08-21	63873JR85	1000	04/08/21	04/07/21	PURC	.000	.060	50,000,000.00	49,999,916.67	0.00	-49,999,916.67
249449	NATXNY 0 04-08-21	63873JR85	1000	04/08/21	04/07/21	PURC	.000	.060	50,000,000.00	49,999,916.67	0.00	-49,999,916.67
249450	NATXNY 0 04-08-21	63873JR85	1000	04/08/21	04/07/21	PURC	.000	.060	50,000,000.00	49,999,916.67	0.00	-49,999,916.67
249451	NATXNY 0 04-08-21	63873JR85	1000	04/08/21	04/07/21	PURC	.000	.060	50,000,000.00	49,999,916.67	0.00	-49,999,916.67
249452	PRU 0 06-17-21	74433GTH9	1000	06/17/21	04/07/21	PURC	.000	.060	25,000,000.00	24,997,041.67	0.00	-24,997,041.67
249469	MIZUNY CP 0 07-08-21	60689FU89	1000	07/08/21	04/09/21	PURC	.000	.130	25,000,000.00	24,991,875.00	0.00	-24,991,875.00
249470	XON CP 0 08-26-21	30229AVS5	1000	08/26/21	04/09/21	PURC	.000	.090	25,000,000.00	24,991,312.50	0.00	-24,991,312.50
249471	CACPNY 0 04-09-21	22533TR99	1000	04/09/21	04/08/21	PURC	.000	.060	50,000,000.00	49,999,916.67	0.00	-49,999,916.67
249472	CACPNY 0 04-09-21	22533TR99	1000	04/09/21	04/08/21	PURC	.000	.060	50,000,000.00	49,999,916.67	0.00	-49,999,916.67
249473	CACPNY 0 04-09-21	22533TR99	1000	04/09/21	04/08/21	PURC	.000	.060	50,000,000.00	49,999,916.67	0.00	-49,999,916.67
249474	CACPNY 0 04-09-21	22533TR99	1000	04/09/21	04/08/21	PURC	.000	.060	50,000,000.00	49,999,916.67	0.00	-49,999,916.67
249475	CACPNY 0 04-09-21	22533TR99	1000	04/09/21	04/08/21	PURC	.000	.060	50,000,000.00	49,999,916.67	0.00	-49,999,916.67
249476	CACPNY 0 04-09-21	22533TR99	1000	04/09/21	04/08/21	PURC	.000	.060	50,000,000.00	49,999,916.67	0.00	-49,999,916.67
249477	CACPNY 0 04-09-21	22533TR99	1000	04/09/21	04/08/21	PURC	.000	.060	50,000,000.00	49,999,916.67	0.00	-49,999,916.67
249478	CACPNY 0 04-09-21	22533TR99	1000	04/09/21	04/08/21	PURC	.000	.060	50,000,000.00	49,999,916.64	0.00	-49,999,916.64
249486	NATXNY 0 04-13-21	63873JRD4	1000	04/13/21	04/12/21	PURC	.000	.060	50,000,000.00	49,999,916.67	0.00	-49,999,916.67
249496	CACPNY 0 04-14-21	22533TRE8	1000	04/14/21	04/13/21	PURC	.000	.060	50,000,000.00	49,999,916.67	0.00	-49,999,916.67
249497	CACPNY 0 04-14-21	22533TRE8	1000	04/14/21	04/13/21	PURC	.000	.060	30,000,000.00	29,999,950.00	0.00	-29,999,950.00
249533	BNPPNY 0 04-19-21	09659BRK8	1000	04/19/21	04/16/21	PURC	.000	.060	25,000,000.00	24,999,875.00	0.00	-24,999,875.00



# Ratification Report

From Date: 4/1/2021 To Date: 4/30/2021

Date Basis: Settlement

Run: 05/05/2021 10:18:25 AM

By: Benjamin McCaig

State of Ohio - Prod

Inv. No.	Description	CUSIP	Fund	Maturity	Settle	TXN Type	Coupon	Yield	Par Value	Book Value	Purchase Interest	Settlement
249534	BNPPNY 0 04-19-21	09659BRK8	1000	04/19/21	04/16/21	PURC	.000	.060	50,000,000.00	49,999,750.00	0.00	-49,999,750.00
249535	BNPPNY 0 04-19-21	09659BRK8	1000	04/19/21	04/16/21	PURC	.000	.060	50,000,000.00	49,999,750.00	0.00	-49,999,750.00
249537	CACPNY 0 04-20-21	22533TRL2	1000	04/20/21	04/19/21	PURC	.000	.060	50,000,000.00	49,999,916.65	0.00	-49,999,916.65
249538	CACPNY 0 04-20-21	22533TRL2	1000	04/20/21	04/19/21	PURC	.000	.060	50,000,000.00	49,999,916.67	0.00	-49,999,916.67
249539	CACPNY 0 04-20-21	22533TRL2	1000	04/20/21	04/19/21	PURC	.000	.060	50,000,000.00	49,999,916.67	0.00	-49,999,916.67
249540	CACPNY 0 04-20-21	22533TRL2	1000	04/20/21	04/19/21	PURC	.000	.060	50,000,000.00	49,999,916.67	0.00	-49,999,916.67
249541	CACPNY 0 04-20-21	22533TRL2	1000	04/20/21	04/19/21	PURC	.000	.060	50,000,000.00	49,999,916.67	0.00	-49,999,916.67
249542	CACPNY 0 04-20-21	22533TRL2	1000	04/20/21	04/19/21	PURC	.000	.060	50,000,000.00	49,999,916.67	0.00	-49,999,916.67
249551	CACPNY 0 04-21-21	22533TRM0	1000	04/21/21	04/20/21	PURC	.000	.060	50,000,000.00	49,999,916.67	0.00	-49,999,916.67
249552	CACPNY 0 04-21-21	22533TRM0	1000	04/21/21	04/20/21	PURC	.000	.060	50,000,000.00	49,999,916.67	0.00	-49,999,916.67
249553	CACPNY 0 04-21-21	22533TRM0	1000	04/21/21	04/20/21	PURC	.000	.060	50,000,000.00	49,999,916.67	0.00	-49,999,916.67
249554	CACPNY 0 04-21-21	22533TRM0	1000	04/21/21	04/20/21	PURC	.000	.060	50,000,000.00	49,999,916.67	0.00	-49,999,916.67
249555	CACPNY 0 04-21-21	22533TRM0	1000	04/21/21	04/20/21	PURC	.000	.060	50,000,000.00	49,999,916.67	0.00	-49,999,916.67
249556	CACPNY 0 04-21-21	22533TRM0	1000	04/21/21	04/20/21	PURC	.000	.060	50,000,000.00	49,999,916.67	0.00	-49,999,916.67
249557	CACPNY 0 04-21-21	22533TRM0	1000	04/21/21	04/20/21	PURC	.000	.060	50,000,000.00	49,999,916.67	0.00	-49,999,916.67
249558	CACPNY 0 04-21-21	22533TRM0	1000	04/21/21	04/20/21	PURC	.000	.060	50,000,000.00	49,999,916.67	0.00	-49,999,916.67
249559	CACPNY 0 04-21-21	22533TRM0	1000	04/21/21	04/20/21	PURC	.000	.060	50,000,000.00	49,999,916.67	0.00	-49,999,916.67
249560	CACPNY 0 04-21-21	22533TRM0	1000	04/21/21	04/20/21	PURC	.000	.060	10,000,000.00	9,999,983.30	0.00	-9,999,983.30
250008	CACPNY 0 04-22-21	22533TRN8	1000	04/22/21	04/21/21	PURC	.000	.060	50,000,000.00	49,999,916.66	0.00	-49,999,916.66
250009	CACPNY 0 04-22-21	22533TRN8	1000	04/22/21	04/21/21	PURC	.000	.060	50,000,000.00	49,999,916.67	0.00	-49,999,916.67
250010	CACPNY 0 04-22-21	22533TRN8	1000	04/22/21	04/21/21	PURC	.000	.060	50,000,000.00	49,999,916.67	0.00	-49,999,916.67
250011	CACPNY 0 04-22-21	22533TRN8	1000	04/22/21	04/21/21	PURC	.000	.060	50,000,000.00	49,999,916.67	0.00	-49,999,916.67
250012	BNPPNY 0 04-23-21	09659BRP7	1000	04/23/21	04/21/21	PURC	.000	.060	50,000,000.00	49,999,833.30	0.00	-49,999,833.30
250013	BNPPNY 0 04-23-21	09659BRP7	1000	04/23/21	04/21/21	PURC	.000	.060	50,000,000.00	49,999,833.33	0.00	-49,999,833.33
250014	BNPPNY 0 04-23-21	09659BRP7	1000	04/23/21	04/21/21	PURC	.000	.060	50,000,000.00	49,999,833.33	0.00	-49,999,833.33
250015	BNPPNY 0 04-23-21	09659BRP7	1000	04/23/21	04/21/21	PURC	.000	.060	50,000,000.00	49,999,833.33	0.00	-49,999,833.33
250016	BNPPNY 0 04-23-21	09659BRP7	1000	04/23/21	04/21/21	PURC	.000	.060	50,000,000.00	49,999,833.33	0.00	-49,999,833.33
250017	BNPPNY 0 04-23-21	09659BRP7	1000	04/23/21	04/21/21	PURC	.000	.060	50,000,000.00	49,999,833.33	0.00	-49,999,833.33
250018	BNPPNY 0 04-23-21	09659BRP7	1000	04/23/21	04/21/21	PURC	.000	.060	50,000,000.00	49,999,833.33	0.00	-49,999,833.33
250019	BNPPNY 0 04-23-21	09659BRP7	1000	04/23/21	04/21/21	PURC	.000	.060	50,000,000.00	49,999,833.33	0.00	-49,999,833.33
250024	BNPPNY 0 04-23-21	09659BRP7	1000	04/23/21	04/22/21	PURC	.000	.060	50,000,000.00	49,999,916.65	0.00	-49,999,916.65
250025	BNPPNY 0 04-23-21	09659BRP7	1000	04/23/21	04/22/21	PURC	.000	.060	50,000,000.00	49,999,916.67	0.00	-49,999,916.67
250026	BNPPNY 0 04-23-21	09659BRP7	1000	04/23/21	04/22/21	PURC	.000	.060	50,000,000.00	49,999,916.67	0.00	-49,999,916.67
250027	BNPPNY 0 04-23-21	09659BRP7	1000	04/23/21	04/22/21	PURC	.000	.060	50,000,000.00	49,999,916.67	0.00	-49,999,916.67
250028	BNPPNY 0 04-23-21	09659BRP7	1000	04/23/21	04/22/21	PURC	.000	.060	50,000,000.00	49,999,916.67	0.00	-49,999,916.67
250029	BNPPNY 0 04-23-21	09659BRP7	1000	04/23/21	04/22/21	PURC	.000	.060	50,000,000.00	49,999,916.67	0.00	-49,999,916.67
250030	BNPPNY 0 04-23-21	09659BRP7	1000	04/23/21	04/22/21	PURC	.000	.060	50,000,000.00	49,999,916.67	0.00	-49,999,916.67



# Ratification Report

From Date: 4/1/2021 To Date: 4/30/2021

Date Basis: Settlement

Run: 05/05/2021 10:18:25 AM

By: Benjamin McCaig

State of Ohio - Prod

Inv. No.	Description	CUSIP	Fund	Maturity	Settle	TXN Type	Coupon	Yield	Par Value	Book Value	Purchase Interest	Settlement
250050	ANGLES CP 05-24-21	0347M2SQ0	1000	05/24/21	04/23/21	PURC	.000	.090	50,000,000.00	49,996,125.00	0.00	-49,996,125.00
250051	ANGLES CP 05-24-21	0347M2SQ0	1000	05/24/21	04/23/21	PURC	.000	.090	50,000,000.00	49,996,125.00	0.00	-49,996,125.00
250052	MIZUNY 0 06-17-21	60689FTH1	1000	06/17/21	04/23/21	PURC	.000	.085	50,000,000.00	49,993,506.94	0.00	-49,993,506.94
250053	MIZUNY 0 06-17-21	60689FTH1	1000	06/17/21	04/23/21	PURC	.000	.085	50,000,000.00	49,993,506.95	0.00	-49,993,506.95
250057	MIZUNY 0 10-07-21	60689FX78	1000	10/07/21	04/23/21	PURC	.000	.155	50,000,000.00	49,964,048.61	0.00	-49,964,048.61
250058	MIZUNY 0 10-22-21	60689FXN3	1000	10/22/21	04/23/21	PURC	.000	.165	50,000,000.00	49,958,291.67	0.00	-49,958,291.67
250059	BNPPNY 0 04-29-21	09659BRV4	1000	04/29/21	04/23/21	PURC	.000	.050	50,000,000.00	49,999,583.34	0.00	-49,999,583.34
250060	BNPPNY 0 04-29-21	09659BRV4	1000	04/29/21	04/23/21	PURC	.000	.050	50,000,000.00	49,999,583.33	0.00	-49,999,583.33
250061	BNPPNY 0 04-29-21	09659BRV4	1000	04/29/21	04/23/21	PURC	.000	.050	50,000,000.00	49,999,583.33	0.00	-49,999,583.33
250062	BNPPNY 0 04-27-21	09659BRT9	1000	04/27/21	04/23/21	PURC	.000	.050	50,000,000.00	49,999,722.23	0.00	-49,999,722.23
250063	BNPPNY 0 04-27-21	09659BRT9	1000	04/27/21	04/23/21	PURC	.000	.050	50,000,000.00	49,999,722.22	0.00	-49,999,722.22
250064	BNPPNY 0 04-27-21	09659BRT9	1000	04/27/21	04/23/21	PURC	.000	.050	50,000,000.00	49,999,722.22	0.00	-49,999,722.22
250070	ANGLES CP 05-11-21	0347M2SB3	1000	05/11/21	04/26/21	PURC	.000	.090	25,000,000.00	24,999,062.50	0.00	-24,999,062.50
250071	MIZUNY CP 0 07-29-21	60689FUV8	1000	07/29/21	04/26/21	PURC	.000	.130	25,000,000.00	24,991,513.89	0.00	-24,991,513.89
250072	BMOCHI 0 08-26-21	06366GVS5	1000	08/26/21	04/26/21	PURC	.000	.120	25,000,000.00	24,989,833.33	0.00	-24,989,833.33
250074	CACPNY 0 04-27-21	22533TRT5	1000	04/27/21	04/26/21	PURC	.000	.050	50,000,000.00	49,999,930.56	0.00	-49,999,930.56
250082	CACPNY 0 04-28-21	22533TRU2	1000	04/28/21	04/27/21	PURC	.000	.040	50,000,000.00	49,999,944.44	0.00	-49,999,944.44
250083	CACPNY 0 04-28-21	22533TRU2	1000	04/28/21	04/27/21	PURC	.000	.040	50,000,000.00	49,999,944.45	0.00	-49,999,944.45
250088	BNPPNY 0 04-28-21	09659BRU6	1000	04/28/21	04/27/21	PURC	.000	.060	50,000,000.00	49,999,916.66	0.00	-49,999,916.66
250089	BNPPNY 0 04-28-21	09659BRU6	1000	04/28/21	04/27/21	PURC	.000	.060	50,000,000.00	49,999,916.67	0.00	-49,999,916.67
250091	BNPPNY 0 04-28-21	09659BRU6	1000	04/28/21	04/27/21	PURC	.000	.060	50,000,000.00	49,999,916.67	0.00	-49,999,916.67
250092	BNPPNY 0 04-28-21	09659BRU6	1000	04/28/21	04/27/21	PURC	.000	.060	50,000,000.00	49,999,916.67	0.00	-49,999,916.67
250093	ANGLES CP 05-20-21	0347M2SL1	1000	05/20/21	04/27/21	PURC	.000	.090	25,000,000.00	24,998,562.50	0.00	-24,998,562.50
250099	BNPPNY 0 04-29-21	09659BRV4	1000	04/29/21	04/28/21	PURC	.000	.050	50,000,000.00	49,999,930.55	0.00	-49,999,930.55
250100	BNPPNY 0 04-29-21	09659BRV4	1000	04/29/21	04/28/21	PURC	.000	.050	50,000,000.00	49,999,930.55	0.00	-49,999,930.55
250101	BNPPNY 0 04-29-21	09659BRV4	1000	04/29/21	04/28/21	PURC	.000	.050	50,000,000.00	49,999,930.55	0.00	-49,999,930.55
250102	BNPPNY 0 04-29-21	09659BRV4	1000	04/29/21	04/28/21	PURC	.000	.050	25,000,000.00	24,999,965.29	0.00	-24,999,965.29
250140	BNPPNY 0 04-30-21	09659BRW2	1000	04/30/21	04/29/21	PURC	.000	.040	50,000,000.00	49,999,944.44	0.00	-49,999,944.44
250142	BNPPNY 0 04-30-21	09659BRW2	1000	04/30/21	04/29/21	PURC	.000	.040	50,000,000.00	49,999,944.45	0.00	-49,999,944.45
PURC							.000	.064	4,790,000,000.00	4,789,783,898.62	0.00	-4,789,783,898.62
Inv Type: 5110 CP-DISC-US-ACT/360-ZERO-Z							.000	.064	4,790,000,000.00	4,789,783,898.62	0.00	-4,789,783,898.62
236848	US BANK - OPEN CP	OPNCP8020	1000	05/01/21	04/02/21	PURC	.005	.005	150,000,000.00	150,000,000.00	0.00	-150,000,000.00
PURC							.005	.005	150,000,000.00	150,000,000.00	0.00	-150,000,000.00
Inv Type: 5111 COMMERCIAL PAPER - OPEN TERM							.005	.005	150,000,000.00	150,000,000.00	0.00	-150,000,000.00
184539	GOLDMAN SACHS FI	38141W273	1000	05/01/21	04/23/21	PURC	.010	.010	100,000,000.00	100,000,000.00	0.00	-100,000,000.00



# Ratification Report

From Date: 4/1/2021 To Date: 4/30/2021

Date Basis: Settlement

Run: 05/05/2021 10:18:25 AM

By: Benjamin McCaig

State of Ohio - Prod

Inv. No.	Description	CUSIP	Fund	Maturity	Settle	TXN Type	Coupon	Yield	Par Value	Book Value	Purchase Interest	Settlement
184539	GOLDMAN SACHS FI	38141W273	1000	05/01/21	04/27/21	PURC	.010	.010	75,000,000.00	75,000,000.00	0.00	-75,000,000.00
PURC							.010	.010	175,000,000.00	175,000,000.00	0.00	-175,000,000.00
Inv Type: 5646 MONEY MARKET FUND - CASH ACCT							.010	.010	175,000,000.00	175,000,000.00	0.00	-175,000,000.00
193190	NOW ACCT-SWEEP ACCT	NOWSW3006	1000	05/01/21	04/01/21	PURC	.010	.010	78,749,116.46	78,749,116.46	0.00	-78,749,116.46
193190	NOW ACCT-SWEEP ACCT	NOWSW3006	1000	05/01/21	04/02/21	PURC	.010	.010	73,001,669.58	73,001,669.58	0.00	-73,001,669.58
193190	NOW ACCT-SWEEP ACCT	NOWSW3006	1000	05/01/21	04/07/21	PURC	.010	.010	28,880,541.13	28,880,541.13	0.00	-28,880,541.13
193190	NOW ACCT-SWEEP ACCT	NOWSW3006	1000	05/01/21	04/12/21	PURC	.010	.010	37,385,022.84	37,385,022.84	0.00	-37,385,022.84
193190	NOW ACCT-SWEEP ACCT	NOWSW3006	1000	05/01/21	04/14/21	PURC	.010	.010	4,741,019.62	4,741,019.62	0.00	-4,741,019.62
193190	NOW ACCT-SWEEP ACCT	NOWSW3006	1000	05/01/21	04/19/21	PURC	.010	.010	44,415,071.63	44,415,071.63	0.00	-44,415,071.63
193190	NOW ACCT-SWEEP ACCT	NOWSW3006	1000	05/01/21	04/22/21	PURC	.010	.010	20,825,026.65	20,825,026.65	0.00	-20,825,026.65
193190	NOW ACCT-SWEEP ACCT	NOWSW3006	1000	05/01/21	04/26/21	PURC	.010	.010	43,631,051.35	43,631,051.35	0.00	-43,631,051.35
193190	NOW ACCT-SWEEP ACCT	NOWSW3006	1000	05/01/21	04/28/21	PURC	.010	.010	1,028,567.43	1,028,567.43	0.00	-1,028,567.43
193190	NOW ACCT-SWEEP ACCT	NOWSW3006	1000	05/01/21	04/29/21	PURC	.010	.010	21,598,918.95	21,598,918.95	0.00	-21,598,918.95
193190	NOW ACCT-SWEEP ACCT	NOWSW3006	1000	05/01/21	04/30/21	PURC	.010	.010	3,931,518.81	3,931,518.81	0.00	-3,931,518.81
PURC							.010	.010	358,187,524.45	358,187,524.45	0.00	-358,187,524.45
Inv Type: 5648 MONEY MARKET NOW - SWEEP ACCT							.010	.010	358,187,524.45	358,187,524.45	0.00	-358,187,524.45
154433	STAR OHIO 10010	10010	1000	05/01/21	04/07/21	PURC	.080	.080	50,000,000.00	50,000,000.00	0.00	-50,000,000.00
154433	STAR OHIO 10010	10010	1000	05/01/21	04/08/21	PURC	.079	.079	100,000,000.00	100,000,000.00	0.00	-100,000,000.00
154433	STAR OHIO 10010	10010	1000	05/01/21	04/16/21	PURC	.078	.078	144.13	144.13	0.00	-144.13
PURC							.079	.080	150,000,144.13	150,000,144.13	0.00	-150,000,144.13
Inv Type: 5791 STAR OHIO - CASH ACCT							.079	.080	150,000,144.13	150,000,144.13	0.00	-150,000,144.13
249453	B 07-08-21	912796B57	1000	07/08/21	04/08/21	PURC	.000	.010	50,000,000.00	49,998,736.00	0.00	-49,998,736.00
249454	B 07-08-21	912796B57	1000	07/08/21	04/08/21	PURC	.000	.010	50,000,000.00	49,998,736.00	0.00	-49,998,736.00
249455	CMB 0 06-08-21	912796G86	1000	06/08/21	04/13/21	PURC	.000	.011	50,000,000.00	49,999,144.50	0.00	-49,999,144.50
249456	CMB 0 06-08-21	912796G86	1000	06/08/21	04/13/21	PURC	.000	.011	50,000,000.00	49,999,144.50	0.00	-49,999,144.50
250047	WIB 07-29-21	912796C56	1000	07/29/21	04/29/21	PURC	.000	.015	50,000,000.00	49,998,104.16	0.00	-49,998,104.16
250048	WIB 07-29-21	912796C56	1000	07/29/21	04/29/21	PURC	.000	.015	50,000,000.00	49,998,104.17	0.00	-49,998,104.17
250049	WIB 07-29-21	912796C56	1000	07/29/21	04/29/21	PURC	.000	.015	50,000,000.00	49,998,104.17	0.00	-49,998,104.17
250054	B 06-22-21	912796H28	1000	06/22/21	04/27/21	PURC	.000	.008	50,000,000.00	49,999,416.50	0.00	-49,999,416.50



# Ratification Report

From Date: 4/1/2021 To Date: 4/30/2021

Date Basis: Settlement

Run: 05/05/2021 10:18:25 AM

By: Benjamin McCaig

State of Ohio - Prod

Inv. No.	Description	CUSIP	Fund	Maturity	Settle	TXN Type	Coupon	Yield	Par Value	Book Value	Purchase Interest	Settlement
250055	B 06-22-21	912796H28	1000	06/22/21	04/27/21	PURC	.000	.008	50,000,000.00	49,999,416.50	0.00	-49,999,416.50
250056	B 06-22-21	912796H28	1000	06/22/21	04/27/21	PURC	.000	.008	50,000,000.00	49,999,416.50	0.00	-49,999,416.50
250073	B 07-22-21	912796C49	1000	07/22/21	04/27/21	PURC	.000	.011	50,000,000.00	49,998,686.00	0.00	-49,998,686.00
250094	B 06-10-21	912796B24	1000	06/10/21	04/28/21	PURC	.000	.001	50,000,000.00	49,999,970.00	0.00	-49,999,970.00
250095	B 06-10-21	912796B24	1000	06/10/21	04/28/21	PURC	.000	.001	50,000,000.00	49,999,970.00	0.00	-49,999,970.00
250096	B 06-22-21	912796H28	1000	06/22/21	04/27/21	PURC	.000	.005	50,000,000.00	49,999,611.11	0.00	-49,999,611.11
PURC							.000	.009	700,000,000.00	699,986,560.11	0.00	-699,986,560.11
Inv Type: 6000 GOVT-US-ACT/360-ZERO-Z							.000	.009	700,000,000.00	699,986,560.11	0.00	-699,986,560.11
<b>Subtotal</b>							.003	.053	6,323,187,668.58	6,322,958,127.31	0.00	-6,322,958,127.31
<b>Fund: 1010 REG INVESTMENT ACCT-CORE</b>												
250023	FFCB 0.71 04-21-25	3133EMWH 1	1010	04/21/25	04/22/21	PURC	.710	.710	15,000,000.00	15,000,000.00	295.83	-15,000,295.83
PURC							.710	.710	15,000,000.00	15,000,000.00	295.83	-15,000,295.83
Inv Type: 5270 FFCB-GOVT-US-30/360-FXD-S							.710	.710	15,000,000.00	15,000,000.00	295.83	-15,000,295.83
249267	FHLB 1 04-07-26	3130ALSY1	1010	04/07/26	04/07/21	PURC	1.000	1.000	25,000,000.00	25,000,000.00	0.00	-25,000,000.00
249436	FHLB 1 1-4 04-22-26	3130ALY32	1010	04/22/26	04/22/21	PURC	1.250	1.250	25,000,000.00	25,000,000.00	0.00	-25,000,000.00
250021	FHLB 1.1 04-30-26 0	3130AM5V0	1010	04/30/26	04/30/21	PURC	1.100	1.100	13,995,000.00	13,995,000.00	0.00	-13,995,000.00
250022	FHLB 0.88 04-28-26	3130AMA77	1010	04/28/26	04/28/21	PURC	.880	.880	20,000,000.00	20,000,000.00	0.00	-20,000,000.00
PURC							1.062	1.062	83,995,000.00	83,995,000.00	0.00	-83,995,000.00
Inv Type: 5320 FHLB-GOVT-US-30/360-FXD-S							1.062	1.062	83,995,000.00	83,995,000.00	0.00	-83,995,000.00
249419	FNMA 0.65 8-25-25	3136G4W41	1010	08/25/25	04/06/21	PURC	.650	.862	12,000,000.00	11,890,800.00	8,883.33	-11,899,683.33
PURC							.650	.862	12,000,000.00	11,890,800.00	8,883.33	-11,899,683.33
Inv Type: 5400 FNMA-GOVT-US-30/360-FXD-S							.650	.862	12,000,000.00	11,890,800.00	8,883.33	-11,899,683.33
<b>Subtotal</b>							.970	.993	110,995,000.00	110,885,800.00	9,179.16	-110,894,979.16
<b>Fund: 1020 REG INVESTMENT ACCT-LT TSY</b>												
207633	KEYBANK - INVESTMEN	MMNOW017 0	1020	05/01/21	04/01/21	PURC	.000	1.450	48,355,281.35	48,355,281.35	0.00	-48,355,281.35
207633	KEYBANK - INVESTMEN	MMNOW017 0	1020	05/01/21	04/02/21	PURC	.000	1.450	25,207,500.00	25,207,500.00	0.00	-25,207,500.00
207633	KEYBANK - INVESTMEN	MMNOW017 0	1020	05/01/21	04/05/21	PURC	.000	1.450	33,192,034.01	33,192,034.01	0.00	-33,192,034.01
207633	KEYBANK - INVESTMEN	MMNOW017 0	1020	05/01/21	04/08/21	PURC	.000	1.450	9,931,798.13	9,931,798.13	0.00	-9,931,798.13
207633	KEYBANK - INVESTMEN	MMNOW017 0	1020	05/01/21	04/12/21	PURC	.000	1.450	139,125.00	139,125.00	0.00	-139,125.00
207633	KEYBANK - INVESTMEN	MMNOW017 0	1020	05/01/21	04/14/21	PURC	.000	1.450	48,000.00	48,000.00	0.00	-48,000.00



# Ratification Report

From Date: 4/1/2021 To Date: 4/30/2021

Date Basis: Settlement

Run: 05/05/2021 10:18:25 AM

By: Benjamin McCaig

State of Ohio - Prod

Inv. No.	Description	CUSIP	Fund	Maturity	Settle	TXN Type	Coupon	Yield	Par Value	Book Value	Purchase Interest	Settlement
207633	KEYBANK - INVESTMEN	MMNOW0170	1020	05/01/21	04/15/21	PURC	.000	1.450	10,536,000.01	10,536,000.01	0.00	-10,536,000.01
207633	KEYBANK - INVESTMEN	MMNOW0170	1020	05/01/21	04/16/21	PURC	.000	1.450	10,211,125.00	10,211,125.00	0.00	-10,211,125.00
207633	KEYBANK - INVESTMEN	MMNOW0170	1020	05/01/21	04/19/21	PURC	.000	1.450	133,127.92	133,127.92	0.00	-133,127.92
207633	KEYBANK - INVESTMEN	MMNOW0170	1020	05/01/21	04/20/21	PURC	.000	1.450	88,125.00	88,125.00	0.00	-88,125.00
207633	KEYBANK - INVESTMEN	MMNOW0170	1020	05/01/21	04/21/21	PURC	.000	1.450	91,766.71	91,766.71	0.00	-91,766.71
207633	KEYBANK - INVESTMEN	MMNOW0170	1020	05/01/21	04/23/21	PURC	.000	1.450	10,170,729.17	10,170,729.17	0.00	-10,170,729.17
207633	KEYBANK - INVESTMEN	MMNOW0170	1020	05/01/21	04/26/21	PURC	.000	1.450	30,558,375.00	30,558,375.00	0.00	-30,558,375.00
207633	KEYBANK - INVESTMEN	MMNOW0170	1020	05/01/21	04/27/21	PURC	.000	1.450	20,125,715.00	20,125,715.00	0.00	-20,125,715.00
PURC							.000	1.450	198,788,702.30	198,788,702.30	0.00	-198,788,702.30
Inv Type: 5644 MONEY MARKET NOW ACCT							.000	1.450	198,788,702.30	198,788,702.30	0.00	-198,788,702.30
174457	STAR OHIO 63942	63942	1020	05/01/21	04/29/21	PURC	.076	.076	50,000,000.00	50,000,000.00	0.00	-50,000,000.00
174457	STAR OHIO 63942	63942	1020	05/01/21	04/30/21	PURC	.076	.076	50,000,000.00	50,000,000.00	0.00	-50,000,000.00
PURC							.076	.076	100,000,000.00	100,000,000.00	0.00	-100,000,000.00
Inv Type: 5791 STAR OHIO - CASH ACCT							.076	.076	100,000,000.00	100,000,000.00	0.00	-100,000,000.00
249402	T 0 3-4 03-31-26	91282CBT7	1020	03/31/26	04/06/21	PURC	.750	.948	20,000,000.00	19,807,812.50	2,459.02	-19,810,271.52
249403	T 0 3-4 03-31-26	91282CBT7	1020	03/31/26	04/06/21	PURC	.750	.969	10,000,000.00	9,893,750.00	1,229.51	-9,894,979.51
250098	T 0 3-4 04-30-26	91282CBW0	1020	04/30/26	04/30/21	PURC	.750	.862	30,000,000.00	29,835,937.50	0.00	-29,835,937.50
250134	T 0 3-4 04-30-26	91282CBW0	1020	04/30/26	04/30/21	PURC	.750	.889	30,000,000.00	29,796,093.75	0.00	-29,796,093.75
PURC							.750	.902	90,000,000.00	89,333,593.75	3,688.53	-89,337,282.28
Inv Type: 6020 GOVT-US-ACT/ACT-FXD-S							.750	.902	90,000,000.00	89,333,593.75	3,688.53	-89,337,282.28
<b>Subtotal</b>							.193	.970	388,788,702.30	388,122,296.05	3,688.53	-388,125,984.58
<b>Fund: 3000 BID OHIO</b>												
249457	BIDOHIO 6 MONTH	LD21B0326	3000	10/06/21	04/07/21	PURC	.030	.030	10,000,000.00	10,000,000.00	0.00	-10,000,000.00
250020	BID OHIO 3 MONTHS	LD21B0334	3000	07/21/21	04/21/21	PURC	.020	.020	10,000,000.00	10,000,000.00	0.00	-10,000,000.00
PURC							.025	.025	20,000,000.00	20,000,000.00	0.00	-20,000,000.00
Inv Type: 6103 SPRJ-BIDOHIO							.025	.025	20,000,000.00	20,000,000.00	0.00	-20,000,000.00
<b>Subtotal</b>							.025	.025	20,000,000.00	20,000,000.00	0.00	-20,000,000.00
<b>Fund: 3010 AG LINK</b>												
249561	Ronald Ratliff	AG2100869	3010	04/13/22	04/20/21	PURC	.001	.001	150,000.00	150,000.00	0.00	-150,000.00



# Ratification Report

From Date: 4/1/2021 To Date: 4/30/2021

Date Basis: Settlement

Run: 05/05/2021 10:18:25 AM

By: Benjamin McCaig

State of Ohio - Prod

Inv. No.	Description	CUSIP	Fund	Maturity	Settle	TXN Type	Coupon	Yield	Par Value	Book Value	Purchase Interest	Settlement
249572	Justin Gearhart	AG2101982	3010	04/13/22	04/20/21	PURC	.001	.001	75,000.00	75,000.00	0.00	-75,000.00
249576	Dennis Steffan	AG2102568	3010	04/13/22	04/20/21	PURC	.001	.001	50,000.00	50,000.00	0.00	-50,000.00
249577	Timothy Lyden	AG2100034	3010	04/13/22	04/20/21	PURC	.001	.001	108,000.00	108,000.00	0.00	-108,000.00
249578	Anthony Berelsman	AG2100042	3010	04/13/22	04/20/21	PURC	.001	.001	50,235.00	50,235.00	0.00	-50,235.00
249579	Jerremy Siefker	AG2100059	3010	04/13/22	04/20/21	PURC	.001	.001	90,000.00	90,000.00	0.00	-90,000.00
249580	Todd Hunt	AG2100067	3010	04/13/22	04/20/21	PURC	.001	.001	65,000.00	65,000.00	0.00	-65,000.00
249581	Steven Oberholtzer	AG2100075	3010	04/13/22	04/20/21	PURC	.001	.001	150,000.00	150,000.00	0.00	-150,000.00
249582	Norman Oberholtzer	AG2100083	3010	04/13/22	04/20/21	PURC	.001	.001	75,000.00	75,000.00	0.00	-75,000.00
249583	Kevin Walter	AG2100091	3010	04/13/22	04/20/21	PURC	.001	.001	75,000.00	75,000.00	0.00	-75,000.00
249584	Loren Newswanger	AG2100109	3010	04/13/22	04/20/21	PURC	.001	.001	150,000.00	150,000.00	0.00	-150,000.00
249585	Lawrence Zimmerma	AG2100117	3010	04/13/22	04/20/21	PURC	.001	.001	150,000.00	150,000.00	0.00	-150,000.00
249586	Bryan Deppen	AG2100125	3010	04/13/22	04/20/21	PURC	.001	.001	150,000.00	150,000.00	0.00	-150,000.00
249587	James Rossman	AG2100133	3010	04/13/22	04/20/21	PURC	.001	.001	120,000.00	120,000.00	0.00	-120,000.00
249588	Alvin Oberholtzer	AG2100141	3010	04/13/22	04/20/21	PURC	.001	.001	130,000.00	130,000.00	0.00	-130,000.00
249589	Benny Ritz	AG2100158	3010	04/13/22	04/20/21	PURC	.001	.001	150,000.00	150,000.00	0.00	-150,000.00
249590	Dan Wittmer	AG2100166	3010	04/13/22	04/20/21	PURC	.001	.001	150,000.00	150,000.00	0.00	-150,000.00
249591	Lucas Wittmer	AG2100174	3010	04/13/22	04/20/21	PURC	.001	.001	150,000.00	150,000.00	0.00	-150,000.00
249592	Ronald King	AG2100182	3010	04/13/22	04/20/21	PURC	.001	.001	60,000.00	60,000.00	0.00	-60,000.00
249593	Kenneth Waldock	AG2100190	3010	04/13/22	04/20/21	PURC	.001	.001	130,000.00	130,000.00	0.00	-130,000.00
249594	Andrew Rietschlin	AG2100208	3010	04/13/22	04/20/21	PURC	.001	.001	70,000.00	70,000.00	0.00	-70,000.00
249595	Donald Shaw Jr.	AG2100299	3010	04/13/22	04/20/21	PURC	.001	.001	150,000.00	150,000.00	0.00	-150,000.00
249596	GAB Hamman Farms	AG2100265	3010	04/13/22	04/20/21	PURC	.001	.001	150,000.00	150,000.00	0.00	-150,000.00
249597	GARRY SCHOOLEY	AG2100349	3010	04/13/22	04/20/21	PURC	.001	.001	31,250.00	31,250.00	0.00	-31,250.00
249598	Gerald Young	AG2100224	3010	04/13/22	04/20/21	PURC	.001	.001	150,000.00	150,000.00	0.00	-150,000.00
249599	Jason Sharp	AG2100364	3010	04/13/22	04/20/21	PURC	.001	.001	60,000.00	60,000.00	0.00	-60,000.00
249600	John Hoffman	AG2100281	3010	04/13/22	04/20/21	PURC	.001	.001	150,000.00	150,000.00	0.00	-150,000.00
249601	John Roberts	AG2100398	3010	04/13/22	04/20/21	PURC	.001	.001	90,000.00	90,000.00	0.00	-90,000.00
249602	Jonathon Evans	AG2100323	3010	04/13/22	04/20/21	PURC	.001	.001	4,000.00	4,000.00	0.00	-4,000.00
249603	Joshua W Roberts	AG2100331	3010	04/13/22	04/20/21	PURC	.001	.001	20,000.00	20,000.00	0.00	-20,000.00
249604	LUKE BAUGESS	AG2100315	3010	04/13/22	04/20/21	PURC	.001	.001	50,000.00	50,000.00	0.00	-50,000.00
249605	Mark Kise	AG2100240	3010	04/13/22	04/20/21	PURC	.001	.001	110,000.00	110,000.00	0.00	-110,000.00
249606	Maynard Moody Jr.	AG2100257	3010	04/13/22	04/20/21	PURC	.001	.001	100,000.00	100,000.00	0.00	-100,000.00
249607	RICHARD LAMP	AG2100356	3010	04/13/22	04/20/21	PURC	.001	.001	145,500.00	145,500.00	0.00	-145,500.00
249608	Richard McPherson	AG2100372	3010	04/13/22	04/20/21	PURC	.001	.001	150,000.00	150,000.00	0.00	-150,000.00
249609	Riley Farms	AG2100380	3010	04/13/22	04/20/21	PURC	.001	.001	150,000.00	150,000.00	0.00	-150,000.00
249610	Samuel Rietschlin	AG2100216	3010	04/13/22	04/20/21	PURC	.001	.001	70,000.00	70,000.00	0.00	-70,000.00
249611	Steve A Gifford	AG2100273	3010	04/13/22	04/20/21	PURC	.001	.001	150,000.00	150,000.00	0.00	-150,000.00





# Ratification Report

From Date: 4/1/2021 To Date: 4/30/2021

Date Basis: Settlement

Run: 05/05/2021 10:18:25 AM

By: Benjamin McCaig

State of Ohio - Prod

Inv. No.	Description	CUSIP	Fund	Maturity	Settle	TXN Type	Coupon	Yield	Par Value	Book Value	Purchase Interest	Settlement
249612	Vernon Hoover	AG2100232	3010	04/13/22	04/20/21	PURC	.001	.001	30,000.00	30,000.00	0.00	-30,000.00
249613	Wayne Patrick	AG2100307	3010	04/13/22	04/20/21	PURC	.001	.001	65,000.00	65,000.00	0.00	-65,000.00
249614	Wayne Roberts	AG2100406	3010	04/13/22	04/20/21	PURC	.001	.001	80,000.00	80,000.00	0.00	-80,000.00
249615	Douglas Bonham	AG2100471	3010	04/13/22	04/20/21	PURC	.001	.001	150,000.00	150,000.00	0.00	-150,000.00
249616	Hastings Farms Gene	AG2100448	3010	04/13/22	04/20/21	PURC	.001	.001	150,000.00	150,000.00	0.00	-150,000.00
249617	JEFFREY LAMP	AG2100414	3010	04/13/22	04/20/21	PURC	.001	.001	120,350.00	120,350.00	0.00	-120,350.00
249618	John M. Bell	AG2100455	3010	04/13/22	04/20/21	PURC	.001	.001	150,000.00	150,000.00	0.00	-150,000.00
249619	Jonathan David King	AG2100489	3010	04/13/22	04/20/21	PURC	.001	.001	50,000.00	50,000.00	0.00	-50,000.00
249620	Jonathan Hildebrand	AG2100497	3010	04/13/22	04/20/21	PURC	.001	.001	40,000.00	40,000.00	0.00	-40,000.00
249621	Joshua R Yoder	AG2100505	3010	04/13/22	04/20/21	PURC	.001	.001	150,000.00	150,000.00	0.00	-150,000.00
249622	Keith Roberts	AG2100513	3010	04/13/22	04/20/21	PURC	.001	.001	150,000.00	150,000.00	0.00	-150,000.00
249623	Kenneth Osborn	AG2100521	3010	04/13/22	04/20/21	PURC	.001	.001	150,000.00	150,000.00	0.00	-150,000.00
249624	Larry Timmons Jr.	AG2100539	3010	04/13/22	04/20/21	PURC	.001	.001	135,000.00	135,000.00	0.00	-135,000.00
249625	Louis Meyer	AG2100562	3010	04/13/22	04/20/21	PURC	.001	.001	150,000.00	150,000.00	0.00	-150,000.00
249626	Lucas Hawkins	AG2100596	3010	04/13/22	04/20/21	PURC	.001	.001	150,000.00	150,000.00	0.00	-150,000.00
249627	Mark Wolfe	AG2100422	3010	04/13/22	04/20/21	PURC	.001	.001	50,000.00	50,000.00	0.00	-50,000.00
249628	Mary Lu Swartz	AG2100570	3010	04/13/22	04/20/21	PURC	.001	.001	75,000.00	75,000.00	0.00	-75,000.00
249629	Michael Lanman	AG2100547	3010	04/13/22	04/20/21	PURC	.001	.001	150,000.00	150,000.00	0.00	-150,000.00
249630	Robert Lill	AG2100588	3010	04/13/22	04/20/21	PURC	.001	.001	150,000.00	150,000.00	0.00	-150,000.00
249631	Ryan and Greg Lee	AG2100554	3010	04/13/22	04/20/21	PURC	.001	.001	150,000.00	150,000.00	0.00	-150,000.00
249632	Thomas Conner	AG2100463	3010	04/13/22	04/20/21	PURC	.001	.001	50,000.00	50,000.00	0.00	-50,000.00
249633	Timothy Forrest	AG2100430	3010	04/13/22	04/20/21	PURC	.001	.001	25,000.00	25,000.00	0.00	-25,000.00
249634	Locin Farm LLC	AG2104150	3010	04/13/22	04/20/21	PURC	.001	.001	50,000.00	50,000.00	0.00	-50,000.00
249635	ADAM PETERS	AG2101073	3010	04/13/22	04/20/21	PURC	.001	.001	100,000.00	100,000.00	0.00	-100,000.00
249636	Allen Ett	AG2101206	3010	04/13/22	04/20/21	PURC	.001	.001	150,000.00	150,000.00	0.00	-150,000.00
249637	Andrew Dunlap	AG2101198	3010	04/13/22	04/20/21	PURC	.001	.001	150,000.00	150,000.00	0.00	-150,000.00
249638	Benjamin Keller	AG2101099	3010	04/13/22	04/20/21	PURC	.001	.001	150,000.00	150,000.00	0.00	-150,000.00
249639	Brian Call	AG2100620	3010	04/13/22	04/20/21	PURC	.001	.001	150,000.00	150,000.00	0.00	-150,000.00
249640	Bryan Hupp	AG2101305	3010	04/13/22	04/20/21	PURC	.001	.001	150,000.00	150,000.00	0.00	-150,000.00
249641	Charles Immell	AG2100984	3010	04/13/22	04/20/21	PURC	.001	.001	60,000.00	60,000.00	0.00	-60,000.00
249642	Chris Vallery	AG2100638	3010	04/13/22	04/20/21	PURC	.001	.001	150,000.00	150,000.00	0.00	-150,000.00
249643	Christopher Davis	AG2101149	3010	04/13/22	04/20/21	PURC	.001	.001	33,000.00	33,000.00	0.00	-33,000.00
249644	Cyril Cupp	AG2101131	3010	04/13/22	04/20/21	PURC	.001	.001	150,000.00	150,000.00	0.00	-150,000.00
249645	Dale Maxson	AG2100646	3010	04/13/22	04/20/21	PURC	.001	.001	120,000.00	120,000.00	0.00	-120,000.00
249646	Dale Roush	AG2101008	3010	04/13/22	04/20/21	PURC	.001	.001	35,000.00	35,000.00	0.00	-35,000.00
249647	Dale Siebold	AG2100653	3010	04/13/22	04/20/21	PURC	.001	.001	150,000.00	150,000.00	0.00	-150,000.00
249648	Daniel Maxson	AG2100661	3010	04/13/22	04/20/21	PURC	.001	.001	70,000.00	70,000.00	0.00	-70,000.00



# Ratification Report

From Date: 4/1/2021 To Date: 4/30/2021

Date Basis: Settlement

Run: 05/05/2021 10:18:25 AM

By: Benjamin McCaig

State of Ohio - Prod

Inv. No.	Description	CUSIP	Fund	Maturity	Settle	TXN Type	Coupon	Yield	Par Value	Book Value	Purchase Interest	Settlement
249649	Darrell Ramsey	AG2100679	3010	04/13/22	04/20/21	PURC	.001	.001	150,000.00	150,000.00	0.00	-150,000.00
249650	David Delong	AG2101164	3010	04/13/22	04/20/21	PURC	.001	.001	150,000.00	150,000.00	0.00	-150,000.00
249651	Dennis Zeigler	AG2101040	3010	04/13/22	04/20/21	PURC	.001	.001	150,000.00	150,000.00	0.00	-150,000.00
249652	Douglas Anderson	AG2100687	3010	04/13/22	04/20/21	PURC	.001	.001	150,000.00	150,000.00	0.00	-150,000.00
249653	Dow D Huggett	AG2101297	3010	04/13/22	04/20/21	PURC	.001	.001	150,000.00	150,000.00	0.00	-150,000.00
249654	Edward Coughenour	AG2101057	3010	04/13/22	04/20/21	PURC	.001	.001	150,000.00	150,000.00	0.00	-150,000.00
249655	Edward Hoskinson	AG2101271	3010	04/13/22	04/20/21	PURC	.001	.001	150,000.00	150,000.00	0.00	-150,000.00
249656	Franklin and Don Ph	AG2100836	3010	04/13/22	04/20/21	PURC	.001	.001	150,000.00	150,000.00	0.00	-150,000.00
249657	Fred Minshall	AG2100992	3010	04/13/22	04/20/21	PURC	.001	.001	50,000.00	50,000.00	0.00	-50,000.00
249658	Gary Davis	AG2101156	3010	04/13/22	04/20/21	PURC	.001	.001	30,000.00	30,000.00	0.00	-30,000.00
249659	Glenn Gulick	AG2100950	3010	04/13/22	04/20/21	PURC	.001	.001	150,000.00	150,000.00	0.00	-150,000.00
249660	Grant Ratliff	AG2100695	3010	04/13/22	04/20/21	PURC	.001	.001	150,000.00	150,000.00	0.00	-150,000.00
249661	Guy Scott Zurmehly	AG2100901	3010	04/13/22	04/20/21	PURC	.001	.001	150,000.00	150,000.00	0.00	-150,000.00
249662	H. Richard Wolfe	AG2100703	3010	04/13/22	04/20/21	PURC	.001	.001	100,000.00	100,000.00	0.00	-100,000.00
249663	Heather Hoffman	AG2101263	3010	04/13/22	04/20/21	PURC	.001	.001	150,000.00	150,000.00	0.00	-150,000.00
249664	J Douglas Gifford	AG2101230	3010	04/13/22	04/20/21	PURC	.001	.001	150,000.00	150,000.00	0.00	-150,000.00
249665	Jacob Shaffer	AG2101024	3010	04/13/22	04/20/21	PURC	.001	.001	75,000.00	75,000.00	0.00	-75,000.00
249666	James and Larry Tim	AG2100711	3010	04/13/22	04/20/21	PURC	.001	.001	150,000.00	150,000.00	0.00	-150,000.00
249667	James Farquer	AG2100893	3010	04/13/22	04/20/21	PURC	.001	.001	80,000.00	80,000.00	0.00	-80,000.00
249668	James Hagler	AG2100729	3010	04/13/22	04/20/21	PURC	.001	.001	150,000.00	150,000.00	0.00	-150,000.00
249669	James Jepsen	AG2101313	3010	04/13/22	04/20/21	PURC	.001	.001	150,000.00	150,000.00	0.00	-150,000.00
249670	James K Minshall	AG2101115	3010	04/13/22	04/20/21	PURC	.001	.001	55,000.00	55,000.00	0.00	-55,000.00
249671	James Wish	AG2100885	3010	04/13/22	04/20/21	PURC	.001	.001	150,000.00	150,000.00	0.00	-150,000.00
249672	Janet Gentis	AG2100737	3010	04/13/22	04/20/21	PURC	.001	.001	150,000.00	150,000.00	0.00	-150,000.00
249673	Jeffrey Thompson	AG2100760	3010	04/13/22	04/20/21	PURC	.001	.001	150,000.00	150,000.00	0.00	-150,000.00
249674	John Cook II	AG2100778	3010	04/13/22	04/20/21	PURC	.001	.001	100,000.00	100,000.00	0.00	-100,000.00
249675	John Gearhart	AG2101222	3010	04/13/22	04/20/21	PURC	.001	.001	150,000.00	150,000.00	0.00	-150,000.00
249676	John Gifford	AG2100943	3010	04/13/22	04/20/21	PURC	.001	.001	150,000.00	150,000.00	0.00	-150,000.00
249677	John Pendleton	AG2100828	3010	04/13/22	04/20/21	PURC	.001	.001	150,000.00	150,000.00	0.00	-150,000.00
249678	John Persinger	AG2100786	3010	04/13/22	04/20/21	PURC	.001	.001	150,000.00	150,000.00	0.00	-150,000.00
249679	Joseph Pack	AG2101107	3010	04/13/22	04/20/21	PURC	.001	.001	95,000.00	95,000.00	0.00	-95,000.00
249680	Kenneth Unverferth	AG2100752	3010	04/13/22	04/20/21	PURC	.001	.001	150,000.00	150,000.00	0.00	-150,000.00
249681	Lamar Ratliff	AG2100794	3010	04/13/22	04/20/21	PURC	.001	.001	150,000.00	150,000.00	0.00	-150,000.00
249682	Larry Brungarth	AG2100612	3010	04/13/22	04/20/21	PURC	.001	.001	150,000.00	150,000.00	0.00	-150,000.00
249683	Larry Hay	AG2100968	3010	04/13/22	04/20/21	PURC	.001	.001	150,000.00	150,000.00	0.00	-150,000.00
249684	Lawrence Hagler	AG2100802	3010	04/13/22	04/20/21	PURC	.001	.001	150,000.00	150,000.00	0.00	-150,000.00
249685	Leigh Miller	AG2101339	3010	04/13/22	04/20/21	PURC	.001	.001	100,000.00	100,000.00	0.00	-100,000.00



# Ratification Report

From Date: 4/1/2021 To Date: 4/30/2021

Date Basis: Settlement

Run: 05/05/2021 10:18:25 AM

By: Benjamin McCaig

State of Ohio - Prod

Inv. No.	Description	CUSIP	Fund	Maturity	Settle	TXN Type	Coupon	Yield	Par Value	Book Value	Purchase Interest	Settlement
249686	Lester Lewis	AG2101321	3010	04/13/22	04/20/21	PURC	.001	.001	150,000.00	150,000.00	0.00	-150,000.00
249687	Mark Bryant	AG2101123	3010	04/13/22	04/20/21	PURC	.001	.001	150,000.00	150,000.00	0.00	-150,000.00
249688	Matthew Roush	AG2101016	3010	04/13/22	04/20/21	PURC	.001	.001	70,000.00	70,000.00	0.00	-70,000.00
249689	Max Miller	AG2101347	3010	04/13/22	04/20/21	PURC	.001	.001	150,000.00	150,000.00	0.00	-150,000.00
249690	Michael Maxson	AG2100604	3010	04/13/22	04/20/21	PURC	.001	.001	40,000.00	40,000.00	0.00	-40,000.00
249691	Nate Ewing	AG2101065	3010	04/13/22	04/20/21	PURC	.001	.001	150,000.00	150,000.00	0.00	-150,000.00
249692	Nathan Ehman	AG2100927	3010	04/13/22	04/20/21	PURC	.001	.001	60,000.00	60,000.00	0.00	-60,000.00
249693	Neal Harris	AG2100935	3010	04/13/22	04/20/21	PURC	.001	.001	150,000.00	150,000.00	0.00	-150,000.00
249694	Neal Noble	AG2100810	3010	04/13/22	04/20/21	PURC	.001	.001	150,000.00	150,000.00	0.00	-150,000.00
249695	Norman Dresbach	AG2101180	3010	04/13/22	04/20/21	PURC	.001	.001	150,000.00	150,000.00	0.00	-150,000.00
249696	Orville Gifford	AG2101248	3010	04/13/22	04/20/21	PURC	.001	.001	150,000.00	150,000.00	0.00	-150,000.00
249697	Randy Rex and Ronal	AG2100851	3010	04/13/22	04/20/21	PURC	.001	.001	50,000.00	50,000.00	0.00	-50,000.00
249698	Ricky Haag	AG2100844	3010	04/13/22	04/20/21	PURC	.001	.001	150,000.00	150,000.00	0.00	-150,000.00
249699	Robert Minshall	AG2101354	3010	04/13/22	04/20/21	PURC	.001	.001	150,000.00	150,000.00	0.00	-150,000.00
249700	Russell Foster	AG2101214	3010	04/13/22	04/20/21	PURC	.001	.001	150,000.00	150,000.00	0.00	-150,000.00
249701	Ryan Wilson	AG2101032	3010	04/13/22	04/20/21	PURC	.001	.001	150,000.00	150,000.00	0.00	-150,000.00
249702	Samuel Dulap	AG2101172	3010	04/13/22	04/20/21	PURC	.001	.001	150,000.00	150,000.00	0.00	-150,000.00
249703	Sandra Klaus	AG2100745	3010	04/13/22	04/20/21	PURC	.001	.001	150,000.00	150,000.00	0.00	-150,000.00
249704	Steve Hines	AG2101255	3010	04/13/22	04/20/21	PURC	.001	.001	150,000.00	150,000.00	0.00	-150,000.00
249705	Steve Rickly	AG2101081	3010	04/13/22	04/20/21	PURC	.001	.001	20,000.00	20,000.00	0.00	-20,000.00
249706	Terry E Wright	AG2100877	3010	04/13/22	04/20/21	PURC	.001	.001	150,000.00	150,000.00	0.00	-150,000.00
249707	Trevor Downs	AG2100919	3010	04/13/22	04/20/21	PURC	.001	.001	100,000.00	100,000.00	0.00	-100,000.00
249708	Weldon Matthew Hor	AG2100976	3010	04/13/22	04/20/21	PURC	.001	.001	108,000.00	108,000.00	0.00	-108,000.00
249709	William Hoskinson	AG2101289	3010	04/13/22	04/20/21	PURC	.001	.001	150,000.00	150,000.00	0.00	-150,000.00
249710	John Kauffman Jr.	AG2104119	3010	04/13/22	04/20/21	PURC	.001	.001	150,000.00	150,000.00	0.00	-150,000.00
249711	Adam Agle	AG2101693	3010	04/13/22	04/20/21	PURC	.001	.001	150,000.00	150,000.00	0.00	-150,000.00
249712	Brent and Craig Wei	AG2101560	3010	04/13/22	04/20/21	PURC	.001	.001	150,000.00	150,000.00	0.00	-150,000.00
249713	Christopher Waymire	AG2101628	3010	04/13/22	04/20/21	PURC	.001	.001	150,000.00	150,000.00	0.00	-150,000.00
249714	Dale Smith	AG2101495	3010	04/13/22	04/20/21	PURC	.001	.001	100,000.00	100,000.00	0.00	-100,000.00
249715	David R Wiget	AG2101578	3010	04/13/22	04/20/21	PURC	.001	.001	125,000.00	125,000.00	0.00	-125,000.00
249716	Delbert Neff	AG2101362	3010	04/13/22	04/20/21	PURC	.001	.001	150,000.00	150,000.00	0.00	-150,000.00
249717	Denver Thompson	AG2101685	3010	04/13/22	04/20/21	PURC	.001	.001	150,000.00	150,000.00	0.00	-150,000.00
249718	Donald E Branham	AG2101610	3010	04/13/22	04/20/21	PURC	.001	.001	10,000.00	10,000.00	0.00	-10,000.00
249719	Dwight Radcliff	AG2101396	3010	04/13/22	04/20/21	PURC	.001	.001	150,000.00	150,000.00	0.00	-150,000.00
249720	Edgar Evans	AG2101644	3010	04/13/22	04/20/21	PURC	.001	.001	150,000.00	150,000.00	0.00	-150,000.00
249721	James Winter	AG2101586	3010	04/13/22	04/20/21	PURC	.001	.001	25,000.00	25,000.00	0.00	-25,000.00
249722	Jay H Wippel	AG2101594	3010	04/13/22	04/20/21	PURC	.001	.001	150,000.00	150,000.00	0.00	-150,000.00



# Ratification Report

From Date: 4/1/2021 To Date: 4/30/2021

Date Basis: Settlement

Run: 05/05/2021 10:18:25 AM

By: Benjamin McCaig

State of Ohio - Prod

Inv. No.	Description	CUSIP	Fund	Maturity	Settle	TXN Type	Coupon	Yield	Par Value	Book Value	Purchase Interest	Settlement
249723	John G Waidelich	AG2101552	3010	04/13/22	04/20/21	PURC	.001	.001	150,000.00	150,000.00	0.00	-150,000.00
249724	Joshua Blazier	AG2101701	3010	04/13/22	04/20/21	PURC	.001	.001	150,000.00	150,000.00	0.00	-150,000.00
249725	KEITH PETERS	AG2101388	3010	04/13/22	04/20/21	PURC	.001	.001	150,000.00	150,000.00	0.00	-150,000.00
249726	Kevin Orr	AG2101370	3010	04/13/22	04/20/21	PURC	.001	.001	150,000.00	150,000.00	0.00	-150,000.00
249727	Kyle Reichelderfer	AG2101412	3010	04/13/22	04/20/21	PURC	.001	.001	150,000.00	150,000.00	0.00	-150,000.00
249728	Luke Harbage	AG2101651	3010	04/13/22	04/20/21	PURC	.001	.001	150,000.00	150,000.00	0.00	-150,000.00
249729	Lyle Ricer	AG2101438	3010	04/13/22	04/20/21	PURC	.001	.001	100,000.00	100,000.00	0.00	-100,000.00
249730	Mark Markley	AG2101636	3010	04/13/22	04/20/21	PURC	.001	.001	150,000.00	150,000.00	0.00	-150,000.00
249731	Matthew Wright	AG2101602	3010	04/13/22	04/20/21	PURC	.001	.001	60,000.00	60,000.00	0.00	-60,000.00
249732	Michael Struckman	AG2101537	3010	04/13/22	04/20/21	PURC	.001	.001	150,000.00	150,000.00	0.00	-150,000.00
249733	Neil Strickler	AG2101529	3010	04/13/22	04/20/21	PURC	.001	.001	150,000.00	150,000.00	0.00	-150,000.00
249734	Paul Rhoads	AG2101420	3010	04/13/22	04/20/21	PURC	.001	.001	28,250.00	28,250.00	0.00	-28,250.00
249735	Richard Brock Rowle	AG2101453	3010	04/13/22	04/20/21	PURC	.001	.001	150,000.00	150,000.00	0.00	-150,000.00
249736	Rob Stilwell	AG2101511	3010	04/13/22	04/20/21	PURC	.001	.001	150,000.00	150,000.00	0.00	-150,000.00
249737	Roger Rowles	AG2101461	3010	04/13/22	04/20/21	PURC	.001	.001	150,000.00	150,000.00	0.00	-150,000.00
249738	Roger Wright	AG2101677	3010	04/13/22	04/20/21	PURC	.001	.001	150,000.00	150,000.00	0.00	-150,000.00
249739	Ronald Rittenhouse	AG2101669	3010	04/13/22	04/20/21	PURC	.001	.001	150,000.00	150,000.00	0.00	-150,000.00
249740	Ryan Skinner	AG2101479	3010	04/13/22	04/20/21	PURC	.001	.001	25,000.00	25,000.00	0.00	-25,000.00
249741	Steve Suver	AG2101545	3010	04/13/22	04/20/21	PURC	.001	.001	150,000.00	150,000.00	0.00	-150,000.00
249742	Thomas Ramsey	AG2101404	3010	04/13/22	04/20/21	PURC	.001	.001	150,000.00	150,000.00	0.00	-150,000.00
249743	Vic Skinner	AG2101487	3010	04/13/22	04/20/21	PURC	.001	.001	150,000.00	150,000.00	0.00	-150,000.00
249744	William A Rittinger	AG2101446	3010	04/13/22	04/20/21	PURC	.001	.001	150,000.00	150,000.00	0.00	-150,000.00
249745	Zack Smith	AG2101503	3010	04/13/22	04/20/21	PURC	.001	.001	100,000.00	100,000.00	0.00	-100,000.00
249746	NAVE-FIELD FARMS L	AG2103814	3010	04/13/22	04/20/21	PURC	.001	.001	150,000.00	150,000.00	0.00	-150,000.00
249747	Andrew Miller	AG2101727	3010	04/13/22	04/20/21	PURC	.001	.001	150,000.00	150,000.00	0.00	-150,000.00
249748	Barbara Moser	AG2101750	3010	04/13/22	04/20/21	PURC	.001	.001	100,000.00	100,000.00	0.00	-100,000.00
249749	Brady Miller	AG2101867	3010	04/13/22	04/20/21	PURC	.001	.001	150,000.00	150,000.00	0.00	-150,000.00
249750	Carly Neff	AG2101875	3010	04/13/22	04/20/21	PURC	.001	.001	150,000.00	150,000.00	0.00	-150,000.00
249751	Chris Pence	AG2101883	3010	04/13/22	04/20/21	PURC	.001	.001	150,000.00	150,000.00	0.00	-150,000.00
249752	Curtis Cooley	AG2101800	3010	04/13/22	04/20/21	PURC	.001	.001	150,000.00	150,000.00	0.00	-150,000.00
249753	Dane Logan	AG2101859	3010	04/13/22	04/20/21	PURC	.001	.001	40,000.00	40,000.00	0.00	-40,000.00
249754	DONALD PETERS	AG2101917	3010	04/13/22	04/20/21	PURC	.001	.001	150,000.00	150,000.00	0.00	-150,000.00
249755	J.Randall McCray	AG2101909	3010	04/13/22	04/20/21	PURC	.001	.001	150,000.00	150,000.00	0.00	-150,000.00
249756	James A King	AG2101735	3010	04/13/22	04/20/21	PURC	.001	.001	150,000.00	150,000.00	0.00	-150,000.00
249757	Jason Green	AG2101842	3010	04/13/22	04/20/21	PURC	.001	.001	150,000.00	150,000.00	0.00	-150,000.00
249758	Jeffrey Beaverson	AG2101792	3010	04/13/22	04/20/21	PURC	.001	.001	100,000.00	100,000.00	0.00	-100,000.00
249759	John Fox	AG2101826	3010	04/13/22	04/20/21	PURC	.001	.001	150,000.00	150,000.00	0.00	-150,000.00



# Ratification Report

From Date: 4/1/2021 To Date: 4/30/2021

Date Basis: Settlement

Run: 05/05/2021 10:18:25 AM

By: Benjamin McCaig

State of Ohio - Prod

Inv. No.	Description	CUSIP	Fund	Maturity	Settle	TXN Type	Coupon	Yield	Par Value	Book Value	Purchase Interest	Settlement
249760	John Kurivial	AG2101818	3010	04/13/22	04/20/21	PURC	.001	.001	150,000.00	150,000.00	0.00	-150,000.00
249761	Lincoln Nafziger	AG2101784	3010	04/13/22	04/20/21	PURC	.001	.001	150,000.00	150,000.00	0.00	-150,000.00
249762	Marcus Markley	AG2101776	3010	04/13/22	04/20/21	PURC	.001	.001	50,000.00	50,000.00	0.00	-50,000.00
249763	Matt Hirtzinger	AG2101719	3010	04/13/22	04/20/21	PURC	.001	.001	25,000.00	25,000.00	0.00	-25,000.00
249764	Robert Zimmerman	AG2101768	3010	04/13/22	04/20/21	PURC	.001	.001	150,000.00	150,000.00	0.00	-150,000.00
249765	RUSSELL WISCHMEY	AG2101834	3010	04/13/22	04/20/21	PURC	.001	.001	150,000.00	150,000.00	0.00	-150,000.00
249766	RYAN MAST	AG2101891	3010	04/13/22	04/20/21	PURC	.001	.001	150,000.00	150,000.00	0.00	-150,000.00
249767	Wayne Hermler	AG2101925	3010	04/13/22	04/20/21	PURC	.001	.001	10,000.00	10,000.00	0.00	-10,000.00
249768	Zachary Painter	AG2101743	3010	04/13/22	04/20/21	PURC	.001	.001	20,000.00	20,000.00	0.00	-20,000.00
249769	Kenneth Mack	AG2101933	3010	04/13/22	04/20/21	PURC	.001	.001	100,000.00	100,000.00	0.00	-100,000.00
249770	Andrew Hollenback	AG2102063	3010	04/13/22	04/20/21	PURC	.001	.001	150,000.00	150,000.00	0.00	-150,000.00
249771	ANN BRANDT	AG2102311	3010	04/13/22	04/20/21	PURC	.001	.001	150,000.00	150,000.00	0.00	-150,000.00
249772	Barbara Watts	AG2102154	3010	04/13/22	04/20/21	PURC	.001	.001	150,000.00	150,000.00	0.00	-150,000.00
249773	BARRY MARSHALL	AG2102345	3010	04/13/22	04/20/21	PURC	.001	.001	150,000.00	150,000.00	0.00	-150,000.00
249774	Bradford McDaniel	AG2102097	3010	04/13/22	04/20/21	PURC	.001	.001	150,000.00	150,000.00	0.00	-150,000.00
249775	BRADLEE BOWERS	AG2102196	3010	04/13/22	04/20/21	PURC	.001	.001	50,250.00	50,250.00	0.00	-50,250.00
249776	Bradley Atherton	AG2102030	3010	04/13/22	04/20/21	PURC	.001	.001	130,000.00	130,000.00	0.00	-130,000.00
249777	Bradley Berry	AG2102048	3010	04/13/22	04/20/21	PURC	.001	.001	115,278.00	115,278.00	0.00	-115,278.00
249778	BRANDT FAMILY FAR	AG2102329	3010	04/13/22	04/20/21	PURC	.001	.001	140,000.00	140,000.00	0.00	-140,000.00
249779	BRIAN NEELEY	AG2101958	3010	04/13/22	04/20/21	PURC	.001	.001	50,000.00	50,000.00	0.00	-50,000.00
249780	Chad and Jason Pest	AG2102477	3010	04/13/22	04/20/21	PURC	.001	.001	90,000.00	90,000.00	0.00	-90,000.00
249781	Chad and Michael Mo	AG2102402	3010	04/13/22	04/20/21	PURC	.001	.001	150,000.00	150,000.00	0.00	-150,000.00
249782	DAVID CLAYPOOL	AG2102303	3010	04/13/22	04/20/21	PURC	.001	.001	150,000.00	150,000.00	0.00	-150,000.00
249783	DEAN LARUE	AG2102261	3010	04/13/22	04/20/21	PURC	.001	.001	150,000.00	150,000.00	0.00	-150,000.00
249784	Derek Adam	AG2102014	3010	04/13/22	04/20/21	PURC	.001	.001	75,000.00	75,000.00	0.00	-75,000.00
249785	Devin Weller	AG2102121	3010	04/13/22	04/20/21	PURC	.001	.001	150,000.00	150,000.00	0.00	-150,000.00
249786	DONALD BETHEL	AG2102188	3010	04/13/22	04/20/21	PURC	.001	.001	35,500.00	35,500.00	0.00	-35,500.00
249787	Donald Palte	AG2102469	3010	04/13/22	04/20/21	PURC	.001	.001	150,000.00	150,000.00	0.00	-150,000.00
249788	Douglas Mangas	AG2102386	3010	04/13/22	04/20/21	PURC	.001	.001	150,000.00	150,000.00	0.00	-150,000.00
249789	Gary & Diana Ordway	AG2102444	3010	04/13/22	04/20/21	PURC	.001	.001	80,000.00	80,000.00	0.00	-80,000.00
249790	Gary Niese	AG2102410	3010	04/13/22	04/20/21	PURC	.001	.001	150,000.00	150,000.00	0.00	-150,000.00
249791	GARY STRICKLER	AG2102220	3010	04/13/22	04/20/21	PURC	.001	.001	150,000.00	150,000.00	0.00	-150,000.00
249792	Gerald Haselman	AG2102360	3010	04/13/22	04/20/21	PURC	.001	.001	65,000.00	65,000.00	0.00	-65,000.00
249793	J DUSTIN HINES	AG2102337	3010	04/13/22	04/20/21	PURC	.001	.001	100,350.00	100,350.00	0.00	-100,350.00
249794	Janet Kuhlman	AG2101990	3010	04/13/22	04/20/21	PURC	.001	.001	115,000.00	115,000.00	0.00	-115,000.00
249795	JASON CLAYPOOL	AG2102295	3010	04/13/22	04/20/21	PURC	.001	.001	150,000.00	150,000.00	0.00	-150,000.00
249796	Joshua Hupp	AG2102071	3010	04/13/22	04/20/21	PURC	.001	.001	150,000.00	150,000.00	0.00	-150,000.00



# Ratification Report

From Date: 4/1/2021 To Date: 4/30/2021

Date Basis: Settlement

Run: 05/05/2021 10:18:25 AM

By: Benjamin McCaig

State of Ohio - Prod

Inv. No.	Description	CUSIP	Fund	Maturity	Settle	TXN Type	Coupon	Yield	Par Value	Book Value	Purchase Interest	Settlement
249797	Justin Adams	AG2102022	3010	04/13/22	04/20/21	PURC	.001	.001	150,000.00	150,000.00	0.00	-150,000.00
249798	Lance Roesse	AG2102170	3010	04/13/22	04/20/21	PURC	.001	.001	150,000.00	150,000.00	0.00	-150,000.00
249799	Leonard Michel	AG2102394	3010	04/13/22	04/20/21	PURC	.001	.001	100,000.00	100,000.00	0.00	-100,000.00
249800	Mark E. Peters	AG2102006	3010	04/13/22	04/20/21	PURC	.001	.001	100,000.00	100,000.00	0.00	-100,000.00
249801	Marvin and Randy Ha	AG2102378	3010	04/13/22	04/20/21	PURC	.001	.001	150,000.00	150,000.00	0.00	-150,000.00
249802	Mary Haddox	AG2101966	3010	04/13/22	04/20/21	PURC	.001	.001	30,000.00	30,000.00	0.00	-30,000.00
249803	Matthew Branham	AG2102352	3010	04/13/22	04/20/21	PURC	.001	.001	65,000.00	65,000.00	0.00	-65,000.00
249804	NANCY CLAYPOOL	AG2102287	3010	04/13/22	04/20/21	PURC	.001	.001	50,000.00	50,000.00	0.00	-50,000.00
249805	Nicholas Beveridge	AG2102055	3010	04/13/22	04/20/21	PURC	.001	.001	150,000.00	150,000.00	0.00	-150,000.00
249806	Philip Watts	AG2102147	3010	04/13/22	04/20/21	PURC	.001	.001	150,000.00	150,000.00	0.00	-150,000.00
249807	ROBERT MCCLURE	AG2102212	3010	04/13/22	04/20/21	PURC	.001	.001	150,000.00	150,000.00	0.00	-150,000.00
249808	Robert Roll	AG2102162	3010	04/13/22	04/20/21	PURC	.001	.001	150,000.00	150,000.00	0.00	-150,000.00
249809	Robert Wolfinger	AG2102113	3010	04/13/22	04/20/21	PURC	.001	.001	30,000.00	30,000.00	0.00	-30,000.00
249810	RODNEY BOWERS	AG2102204	3010	04/13/22	04/20/21	PURC	.001	.001	75,250.00	75,250.00	0.00	-75,250.00
249811	Rodney Niese	AG2102428	3010	04/13/22	04/20/21	PURC	.001	.001	100,000.00	100,000.00	0.00	-100,000.00
249812	Roger Niese	AG2102436	3010	04/13/22	04/20/21	PURC	.001	.001	90,000.00	90,000.00	0.00	-90,000.00
249813	RONALD WRIGHT	AG2102238	3010	04/13/22	04/20/21	PURC	.001	.001	45,250.00	45,250.00	0.00	-45,250.00
249814	Ryan & Beth Ordway	AG2102451	3010	04/13/22	04/20/21	PURC	.001	.001	125,000.00	125,000.00	0.00	-125,000.00
249815	RYAN FOSTER	AG2102279	3010	04/13/22	04/20/21	PURC	.001	.001	130,350.00	130,350.00	0.00	-130,350.00
249816	Samuel Nicholson	AG2102105	3010	04/13/22	04/20/21	PURC	.001	.001	35,000.00	35,000.00	0.00	-35,000.00
249817	Samuel Welch	AG2102139	3010	04/13/22	04/20/21	PURC	.001	.001	110,000.00	110,000.00	0.00	-110,000.00
249818	SCOTT SHARP	AG2102246	3010	04/13/22	04/20/21	PURC	.001	.001	5,250.00	5,250.00	0.00	-5,250.00
249819	THOMAS PONTIUS	AG2102253	3010	04/13/22	04/20/21	PURC	.001	.001	150,000.00	150,000.00	0.00	-150,000.00
249820	Tracy Kraner	AG2102089	3010	04/13/22	04/20/21	PURC	.001	.001	150,000.00	150,000.00	0.00	-150,000.00
249821	Tyler Rawlins	AG2101974	3010	04/13/22	04/20/21	PURC	.001	.001	70,000.00	70,000.00	0.00	-70,000.00
249822	Charles Scheckelhof	AG2102501	3010	04/13/22	04/20/21	PURC	.001	.001	100,000.00	100,000.00	0.00	-100,000.00
249823	Danny Roe	AG2102485	3010	04/13/22	04/20/21	PURC	.001	.001	150,000.00	150,000.00	0.00	-150,000.00
249824	Harold Roy	AG2102493	3010	04/13/22	04/20/21	PURC	.001	.001	150,000.00	150,000.00	0.00	-150,000.00
249825	Joe Schroeder	AG2102519	3010	04/13/22	04/20/21	PURC	.001	.001	100,000.00	100,000.00	0.00	-100,000.00
249826	Kenneth Schroeder	AG2102527	3010	04/13/22	04/20/21	PURC	.001	.001	100,000.00	100,000.00	0.00	-100,000.00
249827	Nicholas and Dale S	AG2102543	3010	04/13/22	04/20/21	PURC	.001	.001	150,000.00	150,000.00	0.00	-150,000.00
249828	Oscar S Schroeder	AG2102535	3010	04/13/22	04/20/21	PURC	.001	.001	150,000.00	150,000.00	0.00	-150,000.00
249829	Anthony E. Hoffman	AG2102923	3010	04/13/22	04/20/21	PURC	.001	.001	12,000.00	12,000.00	0.00	-12,000.00
249830	Brandon Truckor	AG2102865	3010	04/13/22	04/20/21	PURC	.001	.001	50,000.00	50,000.00	0.00	-50,000.00
249831	Brent Studenka	AG2102832	3010	04/13/22	04/20/21	PURC	.001	.001	100,000.00	100,000.00	0.00	-100,000.00
249832	Brian Armstrong	AG2102881	3010	04/13/22	04/20/21	PURC	.001	.001	150,000.00	150,000.00	0.00	-150,000.00
249833	Bridenbaugh Fam Her	AG2102949	3010	04/13/22	04/20/21	PURC	.001	.001	25,000.00	25,000.00	0.00	-25,000.00



# Ratification Report

From Date: 4/1/2021 To Date: 4/30/2021

Date Basis: Settlement

Run: 05/05/2021 10:18:25 AM

By: Benjamin McCaig

State of Ohio - Prod

Inv. No.	Description	CUSIP	Fund	Maturity	Settle	TXN Type	Coupon	Yield	Par Value	Book Value	Purchase Interest	Settlement
249834	Corey Hall	AG2102725	3010	04/13/22	04/20/21	PURC	.001	.001	90,000.00	90,000.00	0.00	-90,000.00
249835	Dean Bixel	AG2102717	3010	04/13/22	04/20/21	PURC	.001	.001	150,000.00	150,000.00	0.00	-150,000.00
249836	Donald Buckenmeyer	AG2102741	3010	04/13/22	04/20/21	PURC	.001	.001	100,000.00	100,000.00	0.00	-100,000.00
249837	G & R Farms FLP	AG2102683	3010	04/13/22	04/20/21	PURC	.001	.001	150,000.00	150,000.00	0.00	-150,000.00
249838	Halley Ackley	AG2102956	3010	04/13/22	04/20/21	PURC	.001	.001	125,000.00	125,000.00	0.00	-125,000.00
249839	Hershberger Farm LL	AG2102899	3010	04/13/22	04/20/21	PURC	.001	.001	125,000.00	125,000.00	0.00	-125,000.00
249840	Huskins Farms	AG2102790	3010	04/13/22	04/20/21	PURC	.001	.001	150,000.00	150,000.00	0.00	-150,000.00
249841	James Williams III	AG2102691	3010	04/13/22	04/20/21	PURC	.001	.001	50,000.00	50,000.00	0.00	-50,000.00
249842	Jan Shull	AG2102816	3010	04/13/22	04/20/21	PURC	.001	.001	65,000.00	65,000.00	0.00	-65,000.00
249843	Jeffrey Simon	AG2102824	3010	04/13/22	04/20/21	PURC	.001	.001	150,000.00	150,000.00	0.00	-150,000.00
249844	Jeremy Gildow	AG2102964	3010	04/13/22	04/20/21	PURC	.001	.001	35,000.00	35,000.00	0.00	-35,000.00
249845	Joe Lumbrezer	AG2102808	3010	04/13/22	04/20/21	PURC	.001	.001	75,000.00	75,000.00	0.00	-75,000.00
249846	John Gazarek	AG2102733	3010	04/13/22	04/20/21	PURC	.001	.001	130,000.00	130,000.00	0.00	-130,000.00
249847	John Gross	AG2102782	3010	04/13/22	04/20/21	PURC	.001	.001	20,000.00	20,000.00	0.00	-20,000.00
249848	Justin Szabo	AG2102840	3010	04/13/22	04/20/21	PURC	.001	.001	150,000.00	150,000.00	0.00	-150,000.00
249849	Keith Truckor	AG2102873	3010	04/13/22	04/20/21	PURC	.001	.001	150,000.00	150,000.00	0.00	-150,000.00
249850	Mark Eisel	AG2102766	3010	04/13/22	04/20/21	PURC	.001	.001	125,000.00	125,000.00	0.00	-125,000.00
249851	MICHAEL R. OMAN	AG2102972	3010	04/13/22	04/20/21	PURC	.001	.001	75,000.00	75,000.00	0.00	-75,000.00
249852	Nathan Lightner	AG2102980	3010	04/13/22	04/20/21	PURC	.001	.001	128,000.00	128,000.00	0.00	-128,000.00
249853	Raymond Szabo	AG2102857	3010	04/13/22	04/20/21	PURC	.001	.001	150,000.00	150,000.00	0.00	-150,000.00
249854	Robert L. Rieman	AG2102709	3010	04/13/22	04/20/21	PURC	.001	.001	120,000.00	120,000.00	0.00	-120,000.00
249855	Schumacher and Basi	AG2102915	3010	04/13/22	04/20/21	PURC	.001	.001	150,000.00	150,000.00	0.00	-150,000.00
249856	Scott Gillen	AG2102774	3010	04/13/22	04/20/21	PURC	.001	.001	100,000.00	100,000.00	0.00	-100,000.00
249857	Scott Wilkins	AG2102931	3010	04/13/22	04/20/21	PURC	.001	.001	15,000.00	15,000.00	0.00	-15,000.00
249858	Timothy Schroeder	AG2102550	3010	04/13/22	04/20/21	PURC	.001	.001	50,000.00	50,000.00	0.00	-50,000.00
249859	Timothy Wright	AG2102576	3010	04/13/22	04/20/21	PURC	.001	.001	60,000.00	60,000.00	0.00	-60,000.00
249860	TNT Farms LLC	AG2102907	3010	04/13/22	04/20/21	PURC	.001	.001	150,000.00	150,000.00	0.00	-150,000.00
249861	William J Buckenmey	AG2102758	3010	04/13/22	04/20/21	PURC	.001	.001	135,000.00	135,000.00	0.00	-135,000.00
249863	Adam Gleckler	AG2104275	3010	04/13/22	04/20/21	PURC	.001	.001	25,000.00	25,000.00	0.00	-25,000.00
249864	Arrow Creek Farm	AG2103244	3010	04/13/22	04/20/21	PURC	.001	.001	40,000.00	40,000.00	0.00	-40,000.00
249865	B&B Ag LLC	AG2104028	3010	04/13/22	04/20/21	PURC	.001	.001	100,000.00	100,000.00	0.00	-100,000.00
249866	Benjamin Watkins	AG2103863	3010	04/13/22	04/20/21	PURC	.001	.001	100,000.00	100,000.00	0.00	-100,000.00
249867	Blumenschein Farms	AG2104218	3010	04/13/22	04/20/21	PURC	.001	.001	150,000.00	150,000.00	0.00	-150,000.00
249868	Bryan J Crosier	AG2103236	3010	04/13/22	04/20/21	PURC	.001	.001	37,090.00	37,090.00	0.00	-37,090.00
249869	Cade McKee	AG2103673	3010	04/13/22	04/20/21	PURC	.001	.001	6,000.00	6,000.00	0.00	-6,000.00
249870	Clifton Family Farm	AG2103228	3010	04/13/22	04/20/21	PURC	.001	.001	150,000.00	150,000.00	0.00	-150,000.00
249871	Clinton Beavers	AG2103186	3010	04/13/22	04/20/21	PURC	.001	.001	150,000.00	150,000.00	0.00	-150,000.00





# Ratification Report

From Date: 4/1/2021 To Date: 4/30/2021

Date Basis: Settlement

Run: 05/05/2021 10:18:25 AM

By: Benjamin McCaig

State of Ohio - Prod

Inv. No.	Description	CUSIP	Fund	Maturity	Settle	TXN Type	Coupon	Yield	Par Value	Book Value	Purchase Interest	Settlement
249872	Cody Rodabaugh	AG2103681	3010	04/13/22	04/20/21	PURC	.001	.001	100,000.00	100,000.00	0.00	-100,000.00
249873	Condit Farms	AG2103731	3010	04/13/22	04/20/21	PURC	.001	.001	150,000.00	150,000.00	0.00	-150,000.00
249874	Connor Headings	AG2104226	3010	04/13/22	04/20/21	PURC	.001	.001	25,000.00	25,000.00	0.00	-25,000.00
249875	CRAIG FARMS	AG2103715	3010	04/13/22	04/20/21	PURC	.001	.001	30,000.00	30,000.00	0.00	-30,000.00
249876	Crook and Vigil LLC	AG2104069	3010	04/13/22	04/20/21	PURC	.001	.001	150,000.00	150,000.00	0.00	-150,000.00
249877	D & S Family Farms	AG2103996	3010	04/13/22	04/20/21	PURC	.001	.001	150,000.00	150,000.00	0.00	-150,000.00
249878	Damron Farms	AG2103749	3010	04/13/22	04/20/21	PURC	.001	.001	20,000.00	20,000.00	0.00	-20,000.00
249879	Darrison Cook	AG2104036	3010	04/13/22	04/20/21	PURC	.001	.001	150,000.00	150,000.00	0.00	-150,000.00
249880	David Angles	AG2103178	3010	04/13/22	04/20/21	PURC	.001	.001	150,000.00	150,000.00	0.00	-150,000.00
249881	David C Williams	AG2103327	3010	04/13/22	04/20/21	PURC	.001	.001	150,000.00	150,000.00	0.00	-150,000.00
249882	David Crawford	AG2103913	3010	04/13/22	04/20/21	PURC	.001	.001	100,000.00	100,000.00	0.00	-100,000.00
249883	Dean Cook	AG2104267	3010	04/13/22	04/20/21	PURC	.001	.001	150,000.00	150,000.00	0.00	-150,000.00
249884	Dennis Kahle	AG2103699	3010	04/13/22	04/20/21	PURC	.001	.001	15,000.00	15,000.00	0.00	-15,000.00
249885	Douglas Dawson	AG2104168	3010	04/13/22	04/20/21	PURC	.001	.001	150,000.00	150,000.00	0.00	-150,000.00
249886	Garrett Trent	AG2103350	3010	04/13/22	04/20/21	PURC	.001	.001	15,000.00	15,000.00	0.00	-15,000.00
249887	Gary Austin	AG2103707	3010	04/13/22	04/20/21	PURC	.001	.001	50,000.00	50,000.00	0.00	-50,000.00
249888	GDR Farms LLC	AG2103301	3010	04/13/22	04/20/21	PURC	.001	.001	50,000.00	50,000.00	0.00	-50,000.00
249889	GUY GREEN	AG2104051	3010	04/13/22	04/20/21	PURC	.001	.001	150,000.00	150,000.00	0.00	-150,000.00
249890	H&J Farms LLC	AG2104101	3010	04/13/22	04/20/21	PURC	.001	.001	150,000.00	150,000.00	0.00	-150,000.00
249891	Hillview Farms Inc.	AG2104234	3010	04/13/22	04/20/21	PURC	.001	.001	150,000.00	150,000.00	0.00	-150,000.00
249892	Hiser Seeds LLC	AG2103293	3010	04/13/22	04/20/21	PURC	.001	.001	150,000.00	150,000.00	0.00	-150,000.00
249893	Hostetler Family Fa	AG2104077	3010	04/13/22	04/20/21	PURC	.001	.001	150,000.00	150,000.00	0.00	-150,000.00
249894	Jack Purdy	AG2103822	3010	04/13/22	04/20/21	PURC	.001	.001	150,000.00	150,000.00	0.00	-150,000.00
249895	James Farms LLC	AG2103756	3010	04/13/22	04/20/21	PURC	.001	.001	150,000.00	150,000.00	0.00	-150,000.00
249896	James Monroe	AG2104002	3010	04/13/22	04/20/21	PURC	.001	.001	140,000.00	140,000.00	0.00	-140,000.00
249897	Jd Eckel Family Far	AG2103574	3010	04/13/22	04/20/21	PURC	.001	.001	150,000.00	150,000.00	0.00	-150,000.00
249898	Jeff Robinson Farms	AG2103830	3010	04/13/22	04/20/21	PURC	.001	.001	150,000.00	150,000.00	0.00	-150,000.00
249899	Jeffrey Hostetler	AG2104085	3010	04/13/22	04/20/21	PURC	.001	.001	80,000.00	80,000.00	0.00	-80,000.00
249900	Jeffrey Wall	AG2103855	3010	04/13/22	04/20/21	PURC	.001	.001	100,000.00	100,000.00	0.00	-100,000.00
249901	Jerry Frantz	AG2103624	3010	04/13/22	04/20/21	PURC	.001	.001	100,000.00	100,000.00	0.00	-100,000.00
249902	Jett Regula	AG2104176	3010	04/13/22	04/20/21	PURC	.001	.001	80,000.00	80,000.00	0.00	-80,000.00
249903	JJ Walton Farms LLC	AG2104010	3010	04/13/22	04/20/21	PURC	.001	.001	150,000.00	150,000.00	0.00	-150,000.00
249904	JMR Farms	AG2103939	3010	04/13/22	04/20/21	PURC	.001	.001	150,000.00	150,000.00	0.00	-150,000.00
249905	Joel Kauffman	AG2104200	3010	04/13/22	04/20/21	PURC	.001	.001	30,000.00	30,000.00	0.00	-30,000.00
249906	John Fuller	AG2103251	3010	04/13/22	04/20/21	PURC	.001	.001	4,000.00	4,000.00	0.00	-4,000.00
249907	Jonathan Purdy	AG2103848	3010	04/13/22	04/20/21	PURC	.001	.001	150,000.00	150,000.00	0.00	-150,000.00
249908	Jonathan Ursich	AG2103608	3010	04/13/22	04/20/21	PURC	.001	.001	35,000.00	35,000.00	0.00	-35,000.00





# Ratification Report

From Date: 4/1/2021 To Date: 4/30/2021

Date Basis: Settlement

Run: 05/05/2021 10:18:25 AM

By: Benjamin McCaig

State of Ohio - Prod

Inv. No.	Description	CUSIP	Fund	Maturity	Settle	TXN Type	Coupon	Yield	Par Value	Book Value	Purchase Interest	Settlement
249909	Justice Land and Ca	AG2103764	3010	04/13/22	04/20/21	PURC	.001	.001	150,000.00	150,000.00	0.00	-150,000.00
249910	Kemp & Sons Farms	AG2103921	3010	04/13/22	04/20/21	PURC	.001	.001	150,000.00	150,000.00	0.00	-150,000.00
249911	Kevin Annett	AG2103590	3010	04/13/22	04/20/21	PURC	.001	.001	60,350.00	60,350.00	0.00	-60,350.00
249912	Kramer Homestead I	AG2104192	3010	04/13/22	04/20/21	PURC	.001	.001	150,000.00	150,000.00	0.00	-150,000.00
249913	KYLE HOSTETLER	AG2104093	3010	04/13/22	04/20/21	PURC	.001	.001	100,000.00	100,000.00	0.00	-100,000.00
249914	Leeds Brothers LLC	AG2104135	3010	04/13/22	04/20/21	PURC	.001	.001	120,000.00	120,000.00	0.00	-120,000.00
249915	Leeds Farms	AG2103772	3010	04/13/22	04/20/21	PURC	.001	.001	150,000.00	150,000.00	0.00	-150,000.00
249916	Lehner Farms	AG2103988	3010	04/13/22	04/20/21	PURC	.001	.001	150,000.00	150,000.00	0.00	-150,000.00
249917	Lowell Taylor	AG2104259	3010	04/13/22	04/20/21	PURC	.001	.001	150,000.00	150,000.00	0.00	-150,000.00
249918	Lynn Collert	AG2103632	3010	04/13/22	04/20/21	PURC	.001	.001	40,000.00	40,000.00	0.00	-40,000.00
249919	Maple Lane Family F	AG2103798	3010	04/13/22	04/20/21	PURC	.001	.001	150,000.00	150,000.00	0.00	-150,000.00
249920	Mark Little	AG2103269	3010	04/13/22	04/20/21	PURC	.001	.001	150,000.00	150,000.00	0.00	-150,000.00
249921	Matthew King	AG2103970	3010	04/13/22	04/20/21	PURC	.001	.001	35,000.00	35,000.00	0.00	-35,000.00
249922	Mattix Farms	AG2104143	3010	04/13/22	04/20/21	PURC	.001	.001	150,000.00	150,000.00	0.00	-150,000.00
249923	Metzger Brothers	AG2103285	3010	04/13/22	04/20/21	PURC	.001	.001	150,000.00	150,000.00	0.00	-150,000.00
249924	Michael Frantz	AG2103640	3010	04/13/22	04/20/21	PURC	.001	.001	40,000.00	40,000.00	0.00	-40,000.00
249925	Millcreek Gardens L	AG2103780	3010	04/13/22	04/20/21	PURC	.001	.001	150,000.00	150,000.00	0.00	-150,000.00
249926	Mitchells Berries L	AG2104044	3010	04/13/22	04/20/21	PURC	.001	.001	15,000.00	15,000.00	0.00	-15,000.00
249927	Noah Kemp	AG2103806	3010	04/13/22	04/20/21	PURC	.001	.001	150,000.00	150,000.00	0.00	-150,000.00
249928	Paul D Brown	AG2103194	3010	04/13/22	04/20/21	PURC	.001	.001	150,000.00	150,000.00	0.00	-150,000.00
249929	Peacock Run Farm LL	AG2103954	3010	04/13/22	04/20/21	PURC	.001	.001	150,000.00	150,000.00	0.00	-150,000.00
249930	Phelps Farms Inc	AG2103616	3010	04/13/22	04/20/21	PURC	.001	.001	150,000.00	150,000.00	0.00	-150,000.00
249931	Praise HIs Grain LL	AG2103962	3010	04/13/22	04/20/21	PURC	.001	.001	150,000.00	150,000.00	0.00	-150,000.00
249932	Raymond Kuhns	AG2104127	3010	04/13/22	04/20/21	PURC	.001	.001	115,000.00	115,000.00	0.00	-115,000.00
249933	Rhoades Farms	AG2103905	3010	04/13/22	04/20/21	PURC	.001	.001	150,000.00	150,000.00	0.00	-150,000.00
249934	Roger Bowers	AG2103582	3010	04/13/22	04/20/21	PURC	.001	.001	150,000.00	150,000.00	0.00	-150,000.00
249935	Rogers Farmland Man	AG2103947	3010	04/13/22	04/20/21	PURC	.001	.001	150,000.00	150,000.00	0.00	-150,000.00
249936	Ryan Skeens	AG2103319	3010	04/13/22	04/20/21	PURC	.001	.001	40,000.00	40,000.00	0.00	-40,000.00
249937	Scheiderer Farms	AG2104184	3010	04/13/22	04/20/21	PURC	.001	.001	150,000.00	150,000.00	0.00	-150,000.00
249938	Sean McKee Farms	AG2103277	3010	04/13/22	04/20/21	PURC	.001	.001	150,000.00	150,000.00	0.00	-150,000.00
249939	Sunny Lane Farm	AG2103889	3010	04/13/22	04/20/21	PURC	.001	.001	150,000.00	150,000.00	0.00	-150,000.00
249940	Tate Hoffman	AG2103897	3010	04/13/22	04/20/21	PURC	.001	.001	150,000.00	150,000.00	0.00	-150,000.00
249941	Thomas Purdy	AG2103871	3010	04/13/22	04/20/21	PURC	.001	.001	150,000.00	150,000.00	0.00	-150,000.00
249942	Thompson Creek Far	AG2103665	3010	04/13/22	04/20/21	PURC	.001	.001	150,000.00	150,000.00	0.00	-150,000.00
249943	Timothy Howell	AG2103723	3010	04/13/22	04/20/21	PURC	.001	.001	150,000.00	150,000.00	0.00	-150,000.00
249944	William and John Ca	AG2103202	3010	04/13/22	04/20/21	PURC	.001	.001	150,000.00	150,000.00	0.00	-150,000.00
249945	WW Huttinger LLC	AG2103657	3010	04/13/22	04/20/21	PURC	.001	.001	100,000.00	100,000.00	0.00	-100,000.00



# Ratification Report

From Date: 4/1/2021 To Date: 4/30/2021

Date Basis: Settlement

Run: 05/05/2021 10:18:25 AM

By: Benjamin McCaig

State of Ohio - Prod

Inv. No.	Description	CUSIP	Fund	Maturity	Settle	TXN Type	Coupon	Yield	Par Value	Book Value	Purchase Interest	Settlement
249946	Zachary Taylor	AG2104242	3010	04/13/22	04/20/21	PURC	.001	.001	150,000.00	150,000.00	0.00	-150,000.00
249947	Lucas Nofziger	AG2101941	3010	04/13/22	04/20/21	PURC	.001	.001	150,000.00	150,000.00	0.00	-150,000.00
249948	Bok Brothers Farms	AG2103558	3010	04/13/22	04/20/21	PURC	.001	.001	80,000.00	80,000.00	0.00	-80,000.00
249949	Andrews Farms Inc.	AG2103368	3010	04/13/22	04/20/21	PURC	.001	.001	100,000.00	100,000.00	0.00	-100,000.00
249950	Anthony Wulff	AG2103152	3010	04/13/22	04/20/21	PURC	.001	.001	150,000.00	150,000.00	0.00	-150,000.00
249951	Arend Brothers Inc.	AG2103376	3010	04/13/22	04/20/21	PURC	.001	.001	150,000.00	150,000.00	0.00	-150,000.00
249952	BR Farms LLC	AG2103566	3010	04/13/22	04/20/21	PURC	.001	.001	150,000.00	150,000.00	0.00	-150,000.00
249953	Brady Woolace	AG2103541	3010	04/13/22	04/20/21	PURC	.001	.001	150,000.00	150,000.00	0.00	-150,000.00
249954	Brian Anderson	AG2102998	3010	04/13/22	04/20/21	PURC	.001	.001	100,000.00	100,000.00	0.00	-100,000.00
249955	Bruce Sholl	AG2102642	3010	04/13/22	04/20/21	PURC	.001	.001	150,000.00	150,000.00	0.00	-150,000.00
249956	Charles Bresler	AG2103012	3010	04/13/22	04/20/21	PURC	.001	.001	150,000.00	150,000.00	0.00	-150,000.00
249957	Daniel Potter	AG2103103	3010	04/13/22	04/20/21	PURC	.001	.001	150,000.00	150,000.00	0.00	-150,000.00
249958	Douglas Dierksheide	AG2103020	3010	04/13/22	04/20/21	PURC	.001	.001	150,000.00	150,000.00	0.00	-150,000.00
249959	Douglas Eisel	AG2102600	3010	04/13/22	04/20/21	PURC	.001	.001	150,000.00	150,000.00	0.00	-150,000.00
249960	Duane Fry	AG2103061	3010	04/13/22	04/20/21	PURC	.001	.001	150,000.00	150,000.00	0.00	-150,000.00
249961	Edward Huffman	AG2103087	3010	04/13/22	04/20/21	PURC	.001	.001	150,000.00	150,000.00	0.00	-150,000.00
249962	Gary Hammon	AG2102659	3010	04/13/22	04/20/21	PURC	.001	.001	125,000.00	125,000.00	0.00	-125,000.00
249963	Gregory Nofziger	AG2103475	3010	04/13/22	04/20/21	PURC	.001	.001	150,000.00	150,000.00	0.00	-150,000.00
249964	Haack Farms Inc	AG2103426	3010	04/13/22	04/20/21	PURC	.001	.001	150,000.00	150,000.00	0.00	-150,000.00
249965	Holland Farms LLC	AG2103434	3010	04/13/22	04/20/21	PURC	.001	.001	150,000.00	150,000.00	0.00	-150,000.00
249966	James Leatherman	AG2102584	3010	04/13/22	04/20/21	PURC	.001	.001	150,000.00	150,000.00	0.00	-150,000.00
249967	Jane A Lighthill	AG2102667	3010	04/13/22	04/20/21	PURC	.001	.001	150,000.00	150,000.00	0.00	-150,000.00
249968	John Rethmel	AG2103509	3010	04/13/22	04/20/21	PURC	.001	.001	150,000.00	150,000.00	0.00	-150,000.00
249969	John Wonderly	AG2103145	3010	04/13/22	04/20/21	PURC	.001	.001	125,000.00	125,000.00	0.00	-125,000.00
249970	John Young	AG2103160	3010	04/13/22	04/20/21	PURC	.001	.001	150,000.00	150,000.00	0.00	-150,000.00
249971	Jonathon Lang	AG2103095	3010	04/13/22	04/20/21	PURC	.001	.001	50,000.00	50,000.00	0.00	-50,000.00
249972	Kent Lester	AG2102626	3010	04/13/22	04/20/21	PURC	.001	.001	100,000.00	100,000.00	0.00	-100,000.00
249973	Kevin Stong	AG2103525	3010	04/13/22	04/20/21	PURC	.001	.001	150,000.00	150,000.00	0.00	-150,000.00
249974	L Cape Enterprises	AG2103418	3010	04/13/22	04/20/21	PURC	.001	.001	150,000.00	150,000.00	0.00	-150,000.00
249975	Leo Shininiger	AG2102675	3010	04/13/22	04/20/21	PURC	.001	.001	150,000.00	150,000.00	0.00	-150,000.00
249976	Leslie Smith	AG2103517	3010	04/13/22	04/20/21	PURC	.001	.001	25,000.00	25,000.00	0.00	-25,000.00
249977	Mark Boss	AG2103004	3010	04/13/22	04/20/21	PURC	.001	.001	150,000.00	150,000.00	0.00	-150,000.00
249978	Mason Family Farms	AG2103384	3010	04/13/22	04/20/21	PURC	.001	.001	150,000.00	150,000.00	0.00	-150,000.00
249979	Matthew Walters	AG2103111	3010	04/13/22	04/20/21	PURC	.001	.001	100,000.00	100,000.00	0.00	-100,000.00
249980	MDMT Farms LLC	AG2103483	3010	04/13/22	04/20/21	PURC	.001	.001	150,000.00	150,000.00	0.00	-150,000.00
249981	Michael Carpenter	AG2102592	3010	04/13/22	04/20/21	PURC	.001	.001	150,000.00	150,000.00	0.00	-150,000.00
249982	Michael Dierksheide	AG2103038	3010	04/13/22	04/20/21	PURC	.001	.001	150,000.00	150,000.00	0.00	-150,000.00



# Ratification Report

From Date: 4/1/2021 To Date: 4/30/2021

Date Basis: Settlement

Run: 05/05/2021 10:18:25 AM

By: Benjamin McCaig

State of Ohio - Prod

Inv. No.	Description	CUSIP	Fund	Maturity	Settle	TXN Type	Coupon	Yield	Par Value	Book Value	Purchase Interest	Settlement
249983	Mitchel Schaffner	AG2102618	3010	04/13/22	04/20/21	PURC	.001	.001	125,000.00	125,000.00	0.00	-125,000.00
249984	Nathan Eckel	AG2103046	3010	04/13/22	04/20/21	PURC	.001	.001	150,000.00	150,000.00	0.00	-150,000.00
249985	Newcomer Farms Inc.	AG2103467	3010	04/13/22	04/20/21	PURC	.001	.001	150,000.00	150,000.00	0.00	-150,000.00
249986	Nolan Eckel	AG2103053	3010	04/13/22	04/20/21	PURC	.001	.001	150,000.00	150,000.00	0.00	-150,000.00
249987	Ray Leppelmeier	AG2102634	3010	04/13/22	04/20/21	PURC	.001	.001	150,000.00	150,000.00	0.00	-150,000.00
249988	Richard Burk	AG2103400	3010	04/13/22	04/20/21	PURC	.001	.001	150,000.00	150,000.00	0.00	-150,000.00
249989	Richard Walters	AG2103129	3010	04/13/22	04/20/21	PURC	.001	.001	150,000.00	150,000.00	0.00	-150,000.00
249990	Ricky Hall	AG2103442	3010	04/13/22	04/20/21	PURC	.001	.001	100,000.00	100,000.00	0.00	-100,000.00
249991	Roger Wise	AG2103137	3010	04/13/22	04/20/21	PURC	.001	.001	100,000.00	100,000.00	0.00	-100,000.00
249992	Sandburr Ridge Farm	AG2103459	3010	04/13/22	04/20/21	PURC	.001	.001	100,000.00	100,000.00	0.00	-100,000.00
249993	Spatial Ag. Systems	AG2103335	3010	04/13/22	04/20/21	PURC	.001	.001	150,000.00	150,000.00	0.00	-150,000.00
249994	Stuckey Brothers Co	AG2103533	3010	04/13/22	04/20/21	PURC	.001	.001	150,000.00	150,000.00	0.00	-150,000.00
249995	Ted Pohlmann	AG2103491	3010	04/13/22	04/20/21	PURC	.001	.001	150,000.00	150,000.00	0.00	-150,000.00
249996	Thomas Wiemken	AG2103343	3010	04/13/22	04/20/21	PURC	.001	.001	100,000.00	100,000.00	0.00	-100,000.00
249997	Timothy Sheline	AG2103210	3010	04/13/22	04/20/21	PURC	.001	.001	150,000.00	150,000.00	0.00	-150,000.00
249998	Travis Harrison	AG2103079	3010	04/13/22	04/20/21	PURC	.001	.001	150,000.00	150,000.00	0.00	-150,000.00
249999	William Bauman	AG2103392	3010	04/13/22	04/20/21	PURC	.001	.001	150,000.00	150,000.00	0.00	-150,000.00
250148	DAVEL FARMS INC	AG2105389	3010	04/13/22	04/30/21	PURC	.001	.001	100,000.00	100,000.00	0.00	-100,000.00
250149	Daniel C Miller	AG2104580	3010	04/13/22	04/30/21	PURC	.001	.001	45,000.00	45,000.00	0.00	-45,000.00
250150	CRAIG T & LINDA L P	AG2105314	3010	04/13/22	04/30/21	PURC	.001	.001	100,000.00	100,000.00	0.00	-100,000.00
250151	COWMOOCH DAIRY L	AG2104309	3010	04/13/22	04/30/21	PURC	.001	.001	150,000.00	150,000.00	0.00	-150,000.00
250152	Clint J & Cassandra	AG2105207	3010	04/13/22	04/30/21	PURC	.001	.001	145,000.00	145,000.00	0.00	-145,000.00
250153	CLIFFORD SCHEIBE	AG2104739	3010	04/13/22	04/30/21	PURC	.001	.001	50,000.00	50,000.00	0.00	-50,000.00
250154	CLAR-LAIN FARM LLC	AG2105439	3010	04/13/22	04/30/21	PURC	.001	.001	150,000.00	150,000.00	0.00	-150,000.00
250155	CATAPADALE DAIRY	AG2104341	3010	04/13/22	04/30/21	PURC	.001	.001	150,000.00	150,000.00	0.00	-150,000.00
250156	Aaron & Anna Nolt.	AG2105520	3010	04/13/22	04/30/21	PURC	.001	.001	50,000.00	50,000.00	0.00	-50,000.00
250157	ADRIAN & ALYSSA BE	AG2105587	3010	04/13/22	04/30/21	PURC	.001	.001	150,000.00	150,000.00	0.00	-150,000.00
250158	Amos Livestock Equi	AG2104283	3010	04/13/22	04/30/21	PURC	.001	.001	150,000.00	150,000.00	0.00	-150,000.00
250159	Armfelt Acres	AG2104929	3010	04/13/22	04/30/21	PURC	.001	.001	60,000.00	60,000.00	0.00	-60,000.00
250160	Atlee Swartzentrube	AG2104812	3010	04/13/22	04/30/21	PURC	.001	.001	50,250.00	50,250.00	0.00	-50,250.00
250161	AUSTIN WILSON	AG2104861	3010	04/13/22	04/30/21	PURC	.001	.001	20,000.00	20,000.00	0.00	-20,000.00
250162	BAR LEE JERSEYS LL	AG2104648	3010	04/13/22	04/30/21	PURC	.001	.001	30,000.00	30,000.00	0.00	-30,000.00
250163	BENJAMIN and JOAN	AG2104291	3010	04/13/22	04/30/21	PURC	.001	.001	10,000.00	10,000.00	0.00	-10,000.00
250164	BENJAMIN AND MELI	AG2105330	3010	04/13/22	04/30/21	PURC	.001	.001	150,000.00	150,000.00	0.00	-150,000.00
250165	Benjamin Klick	AG2104499	3010	04/13/22	04/30/21	PURC	.001	.001	65,000.00	65,000.00	0.00	-65,000.00
250166	BESANCON FARMS IN	AG2105512	3010	04/13/22	04/30/21	PURC	.001	.001	130,000.00	130,000.00	0.00	-130,000.00
250167	Blue Ridge Farms LL	AG2104457	3010	04/13/22	04/30/21	PURC	.001	.001	150,000.00	150,000.00	0.00	-150,000.00



# Ratification Report

From Date: 4/1/2021 To Date: 4/30/2021

Date Basis: Settlement

Run: 05/05/2021 10:18:25 AM

By: Benjamin McCaig

State of Ohio - Prod

Inv. No.	Description	CUSIP	Fund	Maturity	Settle	TXN Type	Coupon	Yield	Par Value	Book Value	Purchase Interest	Settlement
250168	BRADLEY AND MOLL	AG2105546	3010	04/13/22	04/30/21	PURC	.001	.001	35,000.00	35,000.00	0.00	-35,000.00
250169	BRENEMAN FARMS I	AG2105561	3010	04/13/22	04/30/21	PURC	.001	.001	50,000.00	50,000.00	0.00	-50,000.00
250170	BRIAN GORTNER	AG2104424	3010	04/13/22	04/30/21	PURC	.001	.001	150,000.00	150,000.00	0.00	-150,000.00
250171	BRYAN MILLER	AG2104572	3010	04/13/22	04/30/21	PURC	.001	.001	40,000.00	40,000.00	0.00	-40,000.00
250172	CALF COUNTRY FAR	AG2104630	3010	04/13/22	04/30/21	PURC	.001	.001	60,000.00	60,000.00	0.00	-60,000.00
250173	CANAAN CATTLE AN	AG2105421	3010	04/13/22	04/30/21	PURC	.001	.001	42,000.00	42,000.00	0.00	-42,000.00
250174	Canaan Supply LLC	AG2104796	3010	04/13/22	04/30/21	PURC	.001	.001	20,000.00	20,000.00	0.00	-20,000.00
250175	Cantendo AcGrazelan	AG2105298	3010	04/13/22	04/30/21	PURC	.001	.001	50,000.00	50,000.00	0.00	-50,000.00
250176	Carmony Farms LTD	AG2104986	3010	04/13/22	04/30/21	PURC	.001	.001	150,000.00	150,000.00	0.00	-150,000.00
250177	Circle J Farms LLC	AG2105413	3010	04/13/22	04/30/21	PURC	.001	.001	150,000.00	150,000.00	0.00	-150,000.00
250178	Dalewyn C & Julie M	AG2105231	3010	04/13/22	04/30/21	PURC	.001	.001	50,000.00	50,000.00	0.00	-50,000.00
250179	DANIEL A SCHLABAC	AG2105595	3010	04/13/22	04/30/21	PURC	.001	.001	12,000.00	12,000.00	0.00	-12,000.00
250180	DAVID CARSON	AG2104333	3010	04/13/22	04/30/21	PURC	.001	.001	30,300.00	30,300.00	0.00	-30,300.00
250181	DJR FARM LLC	AG2104689	3010	04/13/22	04/30/21	PURC	.001	.001	25,000.00	25,000.00	0.00	-25,000.00
250182	DONALD R AND JESS	AG2104937	3010	04/13/22	04/30/21	PURC	.001	.001	120,000.00	120,000.00	0.00	-120,000.00
250183	Dotterer Farms LLC	AG2104358	3010	04/13/22	04/30/21	PURC	.001	.001	150,000.00	150,000.00	0.00	-150,000.00
250184	Double K Farms	AG2104473	3010	04/13/22	04/30/21	PURC	.001	.001	57,750.00	57,750.00	0.00	-57,750.00
250185	DOUGHTY-VALLEY H	AG2104622	3010	04/13/22	04/30/21	PURC	.001	.001	150,000.00	150,000.00	0.00	-150,000.00
250186	DOUGLASS GRAIN FA	AG2104366	3010	04/13/22	04/30/21	PURC	.001	.001	150,000.00	150,000.00	0.00	-150,000.00
250187	EDWARD YODER	AG2104887	3010	04/13/22	04/30/21	PURC	.001	.001	100,000.00	100,000.00	0.00	-100,000.00
250188	ELI A MILLER	AG2104598	3010	04/13/22	04/30/21	PURC	.001	.001	75,000.00	75,000.00	0.00	-75,000.00
250189	EUGENE & MARY A B	AG2104960	3010	04/13/22	04/30/21	PURC	.001	.001	150,000.00	150,000.00	0.00	-150,000.00
250190	FIVE POINTS FARM L	AG2105124	3010	04/13/22	04/30/21	PURC	.001	.001	150,000.00	150,000.00	0.00	-150,000.00
250191	Four Winds Farms Lt	AG2105355	3010	04/13/22	04/30/21	PURC	.001	.001	125,000.00	125,000.00	0.00	-125,000.00
250192	Gale & Wylviona Saus	AG2104721	3010	04/13/22	04/30/21	PURC	.001	.001	40,000.00	40,000.00	0.00	-40,000.00
250193	Gasser Farms LLC	AG2105033	3010	04/13/22	04/30/21	PURC	.001	.001	150,000.00	150,000.00	0.00	-150,000.00
250194	GEITGEY FARMS LLC	AG2104416	3010	04/13/22	04/30/21	PURC	.001	.001	35,000.00	35,000.00	0.00	-35,000.00
250195	Greg & Chala Troyer	AG2104846	3010	04/13/22	04/30/21	PURC	.001	.001	75,000.00	75,000.00	0.00	-75,000.00
250196	HAROLD & MARGARE	AG2104606	3010	04/13/22	04/30/21	PURC	.001	.001	75,237.00	75,237.00	0.00	-75,237.00
250197	Hershey Cropland LL	AG2105090	3010	04/13/22	04/30/21	PURC	.001	.001	10,000.00	10,000.00	0.00	-10,000.00
250198	HICKORY TREE FARM	AG2104838	3010	04/13/22	04/30/21	PURC	.001	.001	150,000.00	150,000.00	0.00	-150,000.00
250199	Hillside Feed Hay &	AG2104531	3010	04/13/22	04/30/21	PURC	.001	.001	30,000.00	30,000.00	0.00	-30,000.00
250200	HODGE FARMS LLC	AG2105108	3010	04/13/22	04/30/21	PURC	.001	.001	100,000.00	100,000.00	0.00	-100,000.00
250201	IVAN BURKHOLDER	AG2104317	3010	04/13/22	04/30/21	PURC	.001	.001	150,000.00	150,000.00	0.00	-150,000.00
250202	Ivan Zimmerman	AG2104895	3010	04/13/22	04/30/21	PURC	.001	.001	100,000.00	100,000.00	0.00	-100,000.00
250203	JAMES & LINDA FISH	AG2104374	3010	04/13/22	04/30/21	PURC	.001	.001	31,000.00	31,000.00	0.00	-31,000.00
250204	James & Mary Beth R	AG2104671	3010	04/13/22	04/30/21	PURC	.001	.001	45,262.00	45,262.00	0.00	-45,262.00



# Ratification Report

From Date: 4/1/2021 To Date: 4/30/2021

Date Basis: Settlement

Run: 05/05/2021 10:18:25 AM

By: Benjamin McCaig

State of Ohio - Prod

Inv. No.	Description	CUSIP	Fund	Maturity	Settle	TXN Type	Coupon	Yield	Par Value	Book Value	Purchase Interest	Settlement
250205	James and Janet Kas	AG2105173	3010	04/13/22	04/30/21	PURC	.001	.001	100,000.00	100,000.00	0.00	-100,000.00
250206	JAMES AND LINDA M	AG2105272	3010	04/13/22	04/30/21	PURC	.001	.001	85,000.00	85,000.00	0.00	-85,000.00
250207	JAMES ROGERS	AG2105603	3010	04/13/22	04/30/21	PURC	.001	.001	150,000.00	150,000.00	0.00	-150,000.00
250208	JAY & JEWEL AMSTU	AG2104911	3010	04/13/22	04/30/21	PURC	.001	.001	30,000.00	30,000.00	0.00	-30,000.00
250209	JCB REDICK FARMS L	AG2104655	3010	04/13/22	04/30/21	PURC	.001	.001	150,000.00	150,000.00	0.00	-150,000.00
250210	JEFFREY & INA MILL	AG2105504	3010	04/13/22	04/30/21	PURC	.001	.001	60,000.00	60,000.00	0.00	-60,000.00
250211	JENTES CUSTOM FAR	AG2105157	3010	04/13/22	04/30/21	PURC	.001	.001	150,000.00	150,000.00	0.00	-150,000.00
250212	JENTES FARMING OP	AG2105140	3010	04/13/22	04/30/21	PURC	.001	.001	150,000.00	150,000.00	0.00	-150,000.00
250213	Jerry A & Ann M McN	AG2105256	3010	04/13/22	04/30/21	PURC	.001	.001	150,000.00	150,000.00	0.00	-150,000.00
250214	John & Linda Badger	AG2104945	3010	04/13/22	04/30/21	PURC	.001	.001	150,000.00	150,000.00	0.00	-150,000.00
250215	JOHN & PATRICIA ST	AG2105553	3010	04/13/22	04/30/21	PURC	.001	.001	20,000.00	20,000.00	0.00	-20,000.00
250216	JOHN CANANKAMP	AG2104325	3010	04/13/22	04/30/21	PURC	.001	.001	50,000.00	50,000.00	0.00	-50,000.00
250217	JONATHAN AND ABB	AG2105280	3010	04/13/22	04/30/21	PURC	.001	.001	125,000.00	125,000.00	0.00	-125,000.00
250218	Jonathan D & Martha	AG2105058	3010	04/13/22	04/30/21	PURC	.001	.001	75,000.00	75,000.00	0.00	-75,000.00
250219	Joshua D & Myla A H	AG2105082	3010	04/13/22	04/30/21	PURC	.001	.001	60,000.00	60,000.00	0.00	-60,000.00
250220	KIRT & JULIE KEENE	AG2104465	3010	04/13/22	04/30/21	PURC	.001	.001	15,000.00	15,000.00	0.00	-15,000.00
250221	Klever Holstein Frm	AG2104382	3010	04/13/22	04/30/21	PURC	.001	.001	86,000.00	86,000.00	0.00	-86,000.00
250222	Kraig Gasser	AG2104390	3010	04/13/22	04/30/21	PURC	.001	.001	50,000.00	50,000.00	0.00	-50,000.00
250223	LANG VUE FARMS LT	AG2104515	3010	04/13/22	04/30/21	PURC	.001	.001	125,000.00	125,000.00	0.00	-125,000.00
250224	Laroy Weaver	AG2104853	3010	04/13/22	04/30/21	PURC	.001	.001	50,000.00	50,000.00	0.00	-50,000.00
250225	Loren Larry & Darre	AG2105447	3010	04/13/22	04/30/21	PURC	.001	.001	100,000.00	100,000.00	0.00	-100,000.00
250226	M & D WALNUT VALL	AG2104663	3010	04/13/22	04/30/21	PURC	.001	.001	50,000.00	50,000.00	0.00	-50,000.00
250227	MARK AND CARLA FR	AG2105025	3010	04/13/22	04/30/21	PURC	.001	.001	150,000.00	150,000.00	0.00	-150,000.00
250228	MARTINS HILLCREST	AG2104556	3010	04/13/22	04/30/21	PURC	.001	.001	100,000.00	100,000.00	0.00	-100,000.00
250229	MASON KISAMORE	AG2104481	3010	04/13/22	04/30/21	PURC	.001	.001	50,000.00	50,000.00	0.00	-50,000.00
250230	Miller Farms Custom	AG2105579	3010	04/13/22	04/30/21	PURC	.001	.001	150,000.00	150,000.00	0.00	-150,000.00
250231	MOOREFIELD FARMS	AG2105264	3010	04/13/22	04/30/21	PURC	.001	.001	150,000.00	150,000.00	0.00	-150,000.00
250232	Nathan Gasser	AG2104408	3010	04/13/22	04/30/21	PURC	.001	.001	100,000.00	100,000.00	0.00	-100,000.00
250233	OPEN ROAD FARM LT	AG2105132	3010	04/13/22	04/30/21	PURC	.001	.001	100,000.00	100,000.00	0.00	-100,000.00
250234	PARKER FARMS	AG2105306	3010	04/13/22	04/30/21	PURC	.001	.001	75,000.00	75,000.00	0.00	-75,000.00
250235	PAUL & FANNIE MILL	AG2104614	3010	04/13/22	04/30/21	PURC	.001	.001	20,000.00	20,000.00	0.00	-20,000.00
250236	Pebble Farm	AG2105223	3010	04/13/22	04/30/21	PURC	.001	.001	20,262.00	20,262.00	0.00	-20,262.00
250237	Pleasant Vale Dairy	AG2105322	3010	04/13/22	04/30/21	PURC	.001	.001	150,000.00	150,000.00	0.00	-150,000.00
250238	RANDALL E BERRY	AG2104952	3010	04/13/22	04/30/21	PURC	.001	.001	95,000.00	95,000.00	0.00	-95,000.00
250239	Regan A & Laura A K	AG2105215	3010	04/13/22	04/30/21	PURC	.001	.001	40,212.00	40,212.00	0.00	-40,212.00
250240	REHM FARMS LLC	AG2105348	3010	04/13/22	04/30/21	PURC	.001	.001	150,000.00	150,000.00	0.00	-150,000.00
250241	Richard Graham	AG2104432	3010	04/13/22	04/30/21	PURC	.001	.001	100,000.00	100,000.00	0.00	-100,000.00



# Ratification Report

From Date: 4/1/2021 To Date: 4/30/2021

Date Basis: Settlement

Run: 05/05/2021 10:18:25 AM

By: Benjamin McCaig

State of Ohio - Prod

Inv. No.	Description	CUSIP	Fund	Maturity	Settle	TXN Type	Coupon	Yield	Par Value	Book Value	Purchase Interest	Settlement
250242	Richard L & Bethany	AG2105066	3010	04/13/22	04/30/21	PURC	.001	.001	35,000.00	35,000.00	0.00	-35,000.00
250243	Ringbyre Jerseys LL	AG2104697	3010	04/13/22	04/30/21	PURC	.001	.001	100,000.00	100,000.00	0.00	-100,000.00
250244	ROBERT AND CYNTH	AG2104994	3010	04/13/22	04/30/21	PURC	.001	.001	150,000.00	150,000.00	0.00	-150,000.00
250245	Robert Graber	AG2105074	3010	04/13/22	04/30/21	PURC	.001	.001	75,000.00	75,000.00	0.00	-75,000.00
250246	ROBERT WINKLER	AG2104879	3010	04/13/22	04/30/21	PURC	.001	.001	50,000.00	50,000.00	0.00	-50,000.00
250247	Robinson Valley Run	AG2104705	3010	04/13/22	04/30/21	PURC	.001	.001	50,000.00	50,000.00	0.00	-50,000.00
250248	Roger & Nedra STEIN	AG2105538	3010	04/13/22	04/30/21	PURC	.001	.001	100,000.00	100,000.00	0.00	-100,000.00
250249	ROGER FEATHER	AG2105009	3010	04/13/22	04/30/21	PURC	.001	.001	100,000.00	100,000.00	0.00	-100,000.00
250250	ROHR FARMS SERVIC	AG2105363	3010	04/13/22	04/30/21	PURC	.001	.001	150,000.00	150,000.00	0.00	-150,000.00
250251	ROSEDALE FARMS LL	AG2105199	3010	04/13/22	04/30/21	PURC	.001	.001	150,000.00	150,000.00	0.00	-150,000.00
250252	Rosedale Ventures L	AG2105181	3010	04/13/22	04/30/21	PURC	.001	.001	150,000.00	150,000.00	0.00	-150,000.00
250253	ROY ANDREW LEID	AG2104523	3010	04/13/22	04/30/21	PURC	.001	.001	22,500.00	22,500.00	0.00	-22,500.00
250254	RUDY MAIBACH	AG2104549	3010	04/13/22	04/30/21	PURC	.001	.001	75,000.00	75,000.00	0.00	-75,000.00
250255	Ruprecht Farm LLC	AG2104713	3010	04/13/22	04/30/21	PURC	.001	.001	100,000.00	100,000.00	0.00	-100,000.00
250256	SAMUEL BURKHOLDE	AG2104978	3010	04/13/22	04/30/21	PURC	.001	.001	60,000.00	60,000.00	0.00	-60,000.00
250257	SCOTT & CHRISTINA	AG2105496	3010	04/13/22	04/30/21	PURC	.001	.001	7,500.00	7,500.00	0.00	-7,500.00
250258	Shade Creek Farms	AG2105017	3010	04/13/22	04/30/21	PURC	.001	.001	150,000.00	150,000.00	0.00	-150,000.00
250259	SHOWALTER DAIRY F	AG2105397	3010	04/13/22	04/30/21	PURC	.001	.001	150,000.00	150,000.00	0.00	-150,000.00
250260	Simon Yoder	AG2104903	3010	04/13/22	04/30/21	PURC	.001	.001	60,000.00	60,000.00	0.00	-60,000.00
250261	SOEHNLEN CATTLE C	AG2104754	3010	04/13/22	04/30/21	PURC	.001	.001	50,000.00	50,000.00	0.00	-50,000.00
250262	Sprangs Fairview Fa	AG2104762	3010	04/13/22	04/30/21	PURC	.001	.001	150,000.00	150,000.00	0.00	-150,000.00
250263	Steiner Equipment L	AG2104804	3010	04/13/22	04/30/21	PURC	.001	.001	42,000.00	42,000.00	0.00	-42,000.00
250264	Steiner Grain Farms	AG2105462	3010	04/13/22	04/30/21	PURC	.001	.001	150,000.00	150,000.00	0.00	-150,000.00
250265	STEINERS CUSTOM F	AG2105454	3010	04/13/22	04/30/21	PURC	.001	.001	100,000.00	100,000.00	0.00	-100,000.00
250266	STEVE AND KATHY M	AG2105249	3010	04/13/22	04/30/21	PURC	.001	.001	125,000.00	125,000.00	0.00	-125,000.00
250267	Steve Hoisington	AG2105116	3010	04/13/22	04/30/21	PURC	.001	.001	150,000.00	150,000.00	0.00	-150,000.00
250268	Steven and Alyson S	AG2105470	3010	04/13/22	04/30/21	PURC	.001	.001	10,000.00	10,000.00	0.00	-10,000.00
250269	STEVEN AND SHAWN	AG2105165	3010	04/13/22	04/30/21	PURC	.001	.001	150,000.00	150,000.00	0.00	-150,000.00
250270	Sweet Breeze Farms	AG2104564	3010	04/13/22	04/30/21	PURC	.001	.001	150,000.00	150,000.00	0.00	-150,000.00
250271	TATE FARMS	AG2104820	3010	04/13/22	04/30/21	PURC	.001	.001	150,000.00	150,000.00	0.00	-150,000.00
250272	Troy Shaum	AG2104747	3010	04/13/22	04/30/21	PURC	.001	.001	75,000.00	75,000.00	0.00	-75,000.00
250273	Tyler Stahl	AG2104788	3010	04/13/22	04/30/21	PURC	.001	.001	15,000.00	15,000.00	0.00	-15,000.00
250274	WASUKA FARMS INC	AG2105405	3010	04/13/22	04/30/21	PURC	.001	.001	150,000.00	150,000.00	0.00	-150,000.00
250275	Wildwood Legacy Far	AG2105041	3010	04/13/22	04/30/21	PURC	.001	.001	25,000.00	25,000.00	0.00	-25,000.00
250276	WILLIAM AND DARLA	AG2105488	3010	04/13/22	04/30/21	PURC	.001	.001	80,000.00	80,000.00	0.00	-80,000.00
250277	WILLIAM AND VICKIE	AG2105371	3010	04/13/22	04/30/21	PURC	.001	.001	150,000.00	150,000.00	0.00	-150,000.00
250278	Willow Brook Dairy	AG2104770	3010	04/13/22	04/30/21	PURC	.001	.001	75,000.00	75,000.00	0.00	-75,000.00



# Ratification Report

From Date: 4/1/2021 To Date: 4/30/2021

Date Basis: Settlement

Run: 05/05/2021 10:18:25 AM

By: Benjamin McCaig

State of Ohio - Prod

Inv. No.	Description	CUSIP	Fund	Maturity	Settle	TXN Type	Coupon	Yield	Par Value	Book Value	Purchase Interest	Settlement
250279	Windy Way Farms Ltd	AG2104507	3010	04/13/22	04/30/21	PURC	.001	.001	150,000.00	150,000.00	0.00	-150,000.00
250280	WNR FARMS LLC	AG2104440	3010	04/13/22	04/30/21	PURC	.001	.001	150,000.00	150,000.00	0.00	-150,000.00
PURC							.001	.001	62,465,776.00	62,465,776.00	0.00	-62,465,776.00
Inv Type: 6108 SPRJ-AGLINK FIXED LINE OF CRED							.001	.001	62,465,776.00	62,465,776.00	0.00	-62,465,776.00
<b>Subtotal</b>							.001	.001	62,465,776.00	62,465,776.00	0.00	-62,465,776.00
<b>Fund: 3040 RE-ENERGIZE OHIO</b>												
249504	VANOVER TRUCKING	RE2100197	3040	04/13/23	04/13/21	PURC	.001	.001	172,250.00	172,250.00	0.00	-172,250.00
249527	Vanover Trucking LL	RE2100205	3040	04/14/23	04/15/21	PURC	.001	.001	36,000.00	36,000.00	0.00	-36,000.00
PURC							.001	.001	208,250.00	208,250.00	0.00	-208,250.00
Inv Type: 6121 SPRJ-RE-ENERGIZE INT @ MATURIT							.001	.001	208,250.00	208,250.00	0.00	-208,250.00
<b>Subtotal</b>							.001	.001	208,250.00	208,250.00	0.00	-208,250.00
<b>Fund: 3050 GROW NOW</b>												
250065	Liam Patrick Proper	GN2100389	3050	04/21/23	04/23/21	PURC	.001	.001	400,000.00	400,000.00	0.00	-400,000.00
PURC							.001	.001	400,000.00	400,000.00	0.00	-400,000.00
Inv Type: 6116 SPRJ-GROWNOW INT @ MATURITY							.001	.001	400,000.00	400,000.00	0.00	-400,000.00
<b>Subtotal</b>							.001	.001	400,000.00	400,000.00	0.00	-400,000.00
Grand Total		Count 722					.029	.119	6,906,045,396.88	6,905,040,249.36	12,867.69	-6,905,053,117.05