

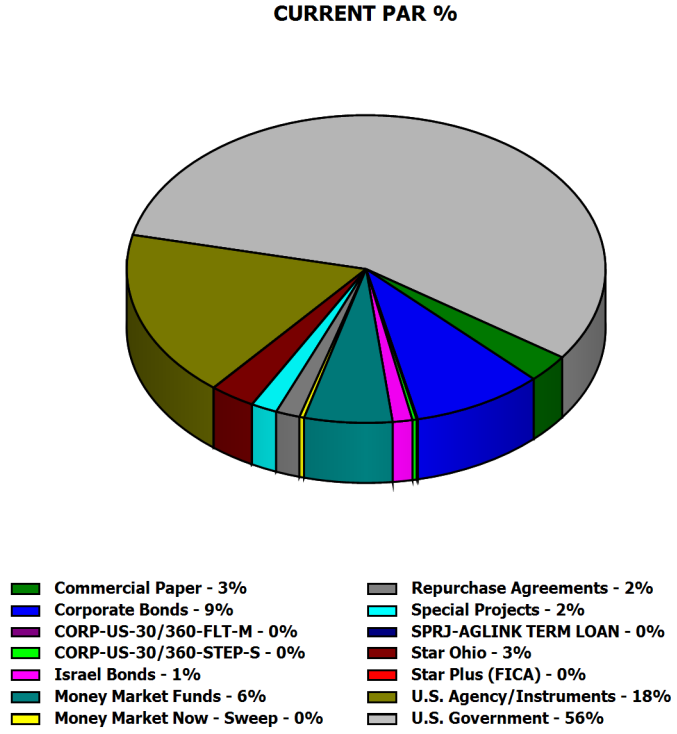
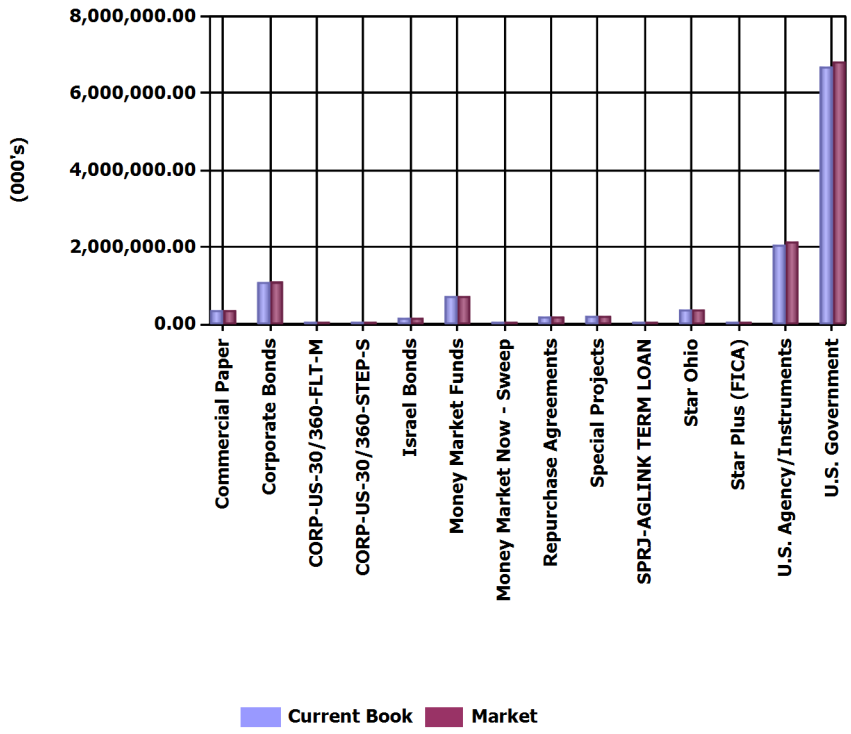


Run Date: 10/3/2019 12:04:27 PM

Investments Outstanding As Of Date: 9/30/2019

Assets (000's)	Current Par	Current Book	Current Market	Mkt/ Cur Book	Yield	WAL (Yr)	Mat (Yr)
Commercial Paper	360,251,584.87	360,219,943.90	360,249,543.20	100.01 %	2.07 %	.003	.003
Corporate Bonds	1,086,680,000.00	1,094,106,627.18	1,105,100,069.58	101.00 %	2.36 %	2.600	2.674
CORP-US-30/360-FLT-M	10,000,000.00	10,000,000.00	9,846,000.00	98.46 %	2.30 %	1.978	1.978
CORP-US-30/360-STEP-S	34,631,000.00	34,699,955.59	34,658,719.30	99.88 %	2.24 %	1.922	4.667
Israel Bonds	162,800,000.00	162,800,000.00	162,946,548.60	100.09 %	3.16 %	2.333	2.333
Money Market Funds	727,530,214.51	727,530,214.51	727,530,214.51	100.00 %	2.31 %	.003	.003
Money Market Now - Sweep	39,455,753.22	39,455,753.22	39,455,753.22	100.00 %	0.70 %	.003	.003
Repurchase Agreements	200,000,000.00	200,000,000.00	200,000,000.00	100.00 %	1.98 %	.011	.011
Special Projects	217,776,023.26	217,776,023.26	217,776,023.26	100.00 %	1.64 %	.659	.659
SPRJ-AGLINK TERM LOAN	150,000.00	150,000.00	150,000.00	100.00 %	1.49 %	.542	.542
Star Ohio	376,270,189.18	376,270,189.18	376,270,189.18	100.00 %	2.14 %	.003	.003
Star Plus (FICA)	2,418,497.58	2,418,497.58	2,418,497.58	100.00 %	2.13 %	.003	.003
U.S. Agency/Instruments	2,152,038,000.00	2,065,032,196.68	2,148,028,496.73	104.02 %	2.08 %	.708	2.535
U.S. Government	6,877,197,000.00	6,702,851,615.74	6,827,035,634.55	101.85 %	1.98 %	1.050	1.050
Totals (000's):	12,247,198,262.62	11,993,311,016.84	12,211,465,689.71	101.82 %	2.07 %	.995	1.331

PORTFOLIO ALLOCATION



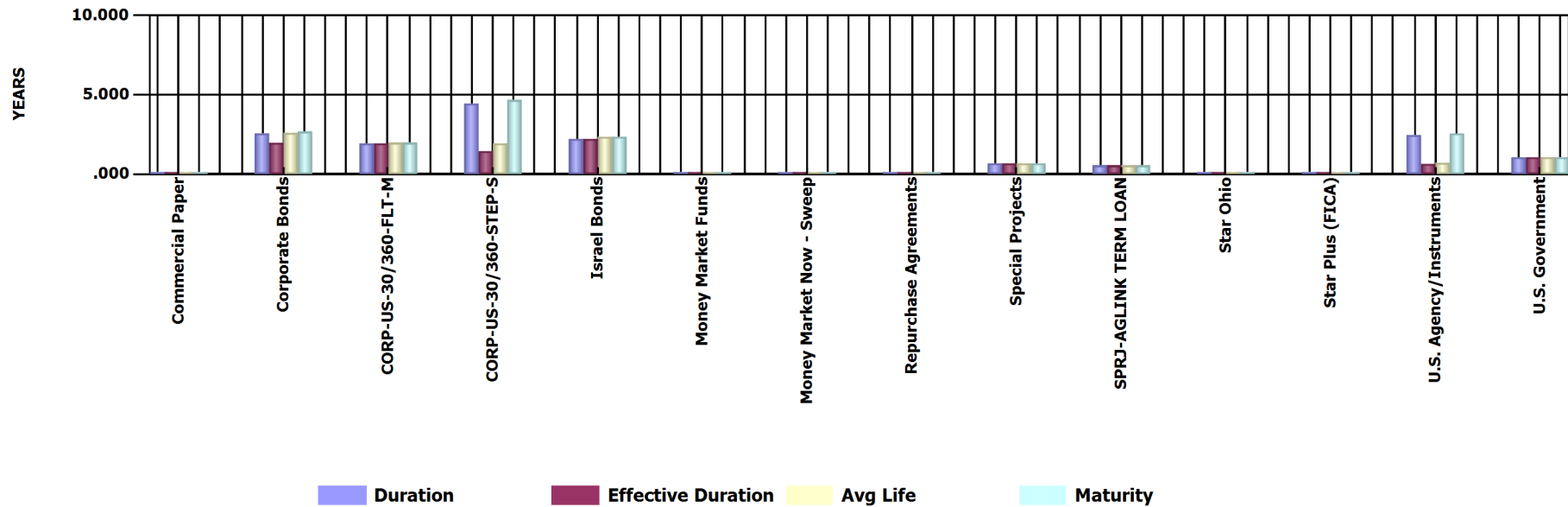


Run Date: 10/3/2019 12:04:27 PM

Investments Outstanding As Of Date: 9/30/2019

Assets (000's)	Current Par	Duration (Yr)	Effective Duration (Yr)	WAL (Yr)	Mat (Yr)
Commercial Paper	360,251.58	.003	.003	.003	.003
Corporate Bonds	1,086,680.00	2.555	1.957	2.600	2.674
CORP-US-30/360-FLT-M	10,000.00	1.913	1.913	1.978	1.978
CORP-US-30/360-STEP-S	34,631.00	4.435	1.431	1.922	4.667
Israel Bonds	162,800.00	2.204	2.204	2.333	2.333
Money Market Funds	727,530.21	.003	.003	.003	.003
Money Market Now - Sweep	39,455.75	.003	.003	.003	.003
Repurchase Agreements	200,000.00	.011	.011	.011	.011
Special Projects	217,776.02	.655	.655	.659	.659
SPRJ-AGLINK TERM LOAN	150.00	.542	.542	.542	.542
Star Ohio	376,270.19	.003	.003	.003	.003
Star Plus (FICA)	2,418.50	.003	.003	.003	.003
U.S. Agency/Instruments	2,152,038.00	2.447	.628	.708	2.535
U.S. Government	6,877,197.00	1.034	1.034	1.050	1.050
Totals (000's):	12,247,198.26	1.293	.912	.995	1.331

MATURITY ANALYSIS



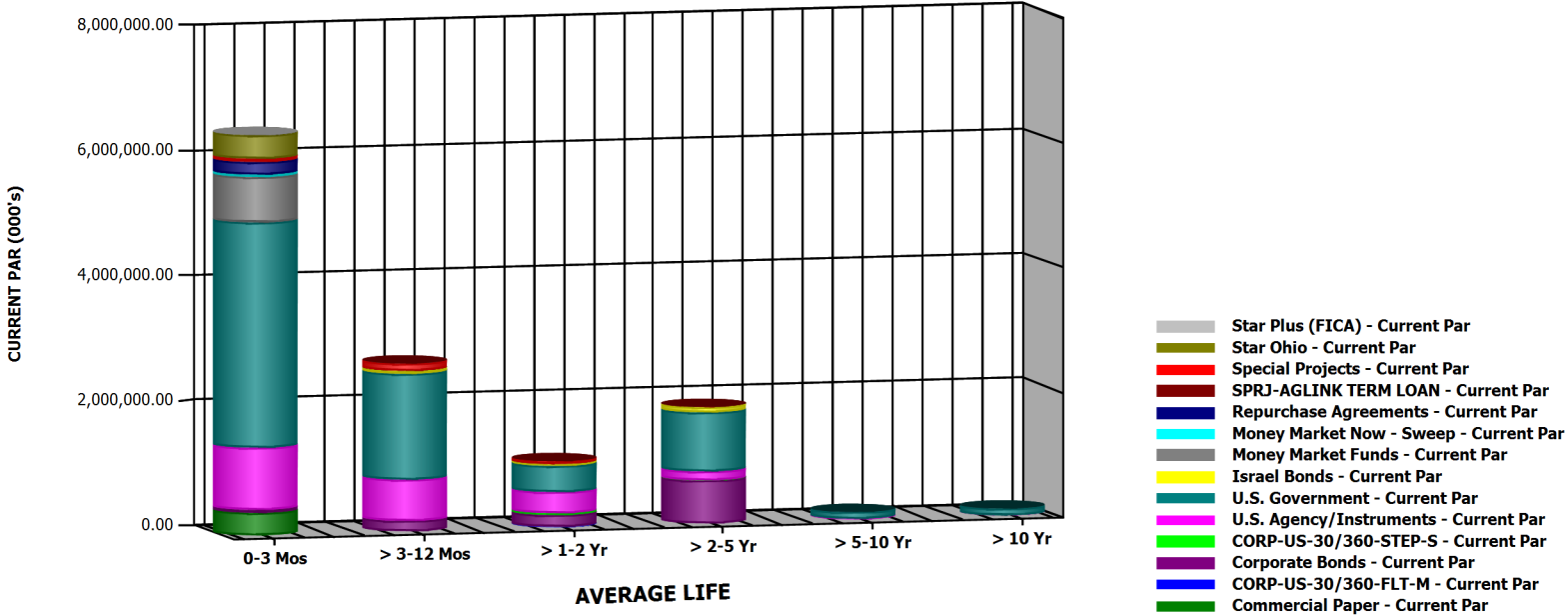


Run Date: 10/3/2019 12:04:27 PM

Investments Outstanding As Of Date: 9/30/2019

Current Par (000's)	0-3 Mos	> 3-12 Mos	> 1-2 Yr	> 2-5 Yr	> 5-10 Yr	> 10 Yr	Totals (000's)
Commercial Paper	360,251.58	0.00	0.00	0.00	0.00	0.00	360,251.58
Corporate Bonds	46,589.00	167,223.00	187,646.00	685,222.00	0.00	0.00	1,086,680.00
CORP-US-30/360-FLT-M	0.00	0.00	10,000.00	0.00	0.00	0.00	10,000.00
CORP-US-30/360-STEP-S	0.00	0.00	30,000.00	4,631.00	0.00	0.00	34,631.00
Israel Bonds	0.00	47,800.00	30,000.00	85,000.00	0.00	0.00	162,800.00
Money Market Funds	727,530.21	0.00	0.00	0.00	0.00	0.00	727,530.21
Money Market Now - Sweep	39,455.75	0.00	0.00	0.00	0.00	0.00	39,455.75
Repurchase Agreements	200,000.00	0.00	0.00	0.00	0.00	0.00	200,000.00
Special Projects	53,381.43	116,307.73	46,053.09	2,033.77	0.00	0.00	217,776.02
SPRJ-AGLINK TERM LOAN	0.00	150.00	0.00	0.00	0.00	0.00	150.00
Star Ohio	376,270.19	0.00	0.00	0.00	0.00	0.00	376,270.19
Star Plus (FICA)	2,418.50	0.00	0.00	0.00	0.00	0.00	2,418.50
U.S. Agency/Instruments	994,903.00	660,752.00	338,239.00	144,298.00	11,775.00	2,071.00	2,152,038.00
U.S. Government	3,604,023.00	1,693,678.25	417,701.25	943,404.75	108,057.25	110,332.50	6,877,197.00
Totals (000's):	6,404,822.67	2,685,910.98	1,059,639.34	1,864,589.52	119,832.25	112,403.50	12,247,198.26

AVERAGE LIFE DISTRIBUTION



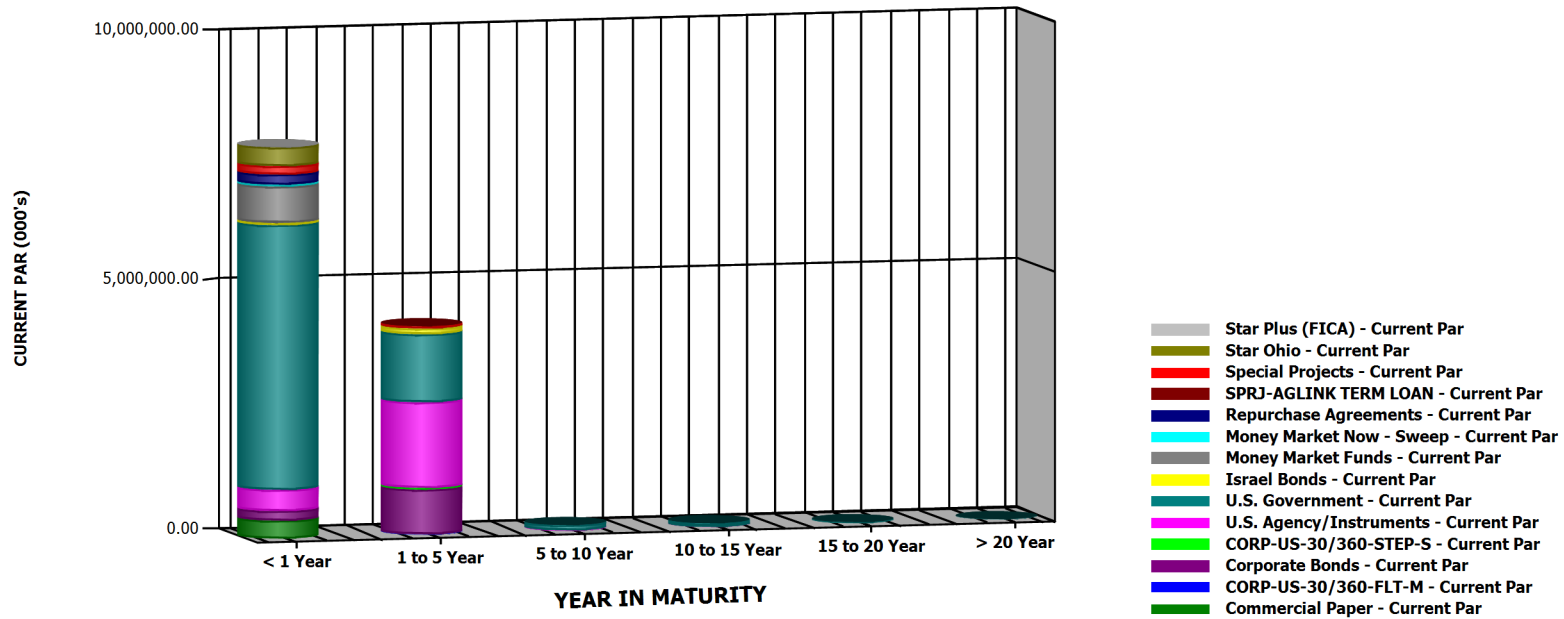


Run Date: 10/3/2019 12:04:27 PM

Investments Outstanding As Of Date: 9/30/2019

Current Par (000's)	< 1 Year	1 to 5 Year	5 to 10 Year	10 to 15 Year	15 to 20 Year	> 20 Year	Totals (000's)
Commercial Paper	360,251.58	0.00	0.00	0.00	0.00	0.00	360,251.58
Corporate Bonds	190,727.00	895,953.00	0.00	0.00	0.00	0.00	1,086,680.00
CORP-US-30/360-FLT-M	0.00	10,000.00	0.00	0.00	0.00	0.00	10,000.00
CORP-US-30/360-STEP-S	0.00	34,631.00	0.00	0.00	0.00	0.00	34,631.00
Israel Bonds	47,800.00	115,000.00	0.00	0.00	0.00	0.00	162,800.00
Money Market Funds	727,530.21	0.00	0.00	0.00	0.00	0.00	727,530.21
Money Market Now - Sweep	39,455.75	0.00	0.00	0.00	0.00	0.00	39,455.75
Repurchase Agreements	200,000.00	0.00	0.00	0.00	0.00	0.00	200,000.00
Special Projects	169,689.16	48,086.86	0.00	0.00	0.00	0.00	217,776.02
SPRJ-AGLINK TERM LOAN	150.00	0.00	0.00	0.00	0.00	0.00	150.00
Star Ohio	376,270.19	0.00	0.00	0.00	0.00	0.00	376,270.19
Star Plus (FICA)	2,418.50	0.00	0.00	0.00	0.00	0.00	2,418.50
U.S. Agency/Instruments	425,647.00	1,712,545.00	11,775.00	2,071.00	0.00	0.00	2,152,038.00
U.S. Government	5,297,701.25	1,361,106.00	108,057.25	79,760.25	23,802.25	6,770.00	6,877,197.00
Totals (000's):	7,837,640.65	4,177,321.86	119,832.25	81,831.25	23,802.25	6,770.00	12,247,198.26

MATURITY
DISTRIBUTION



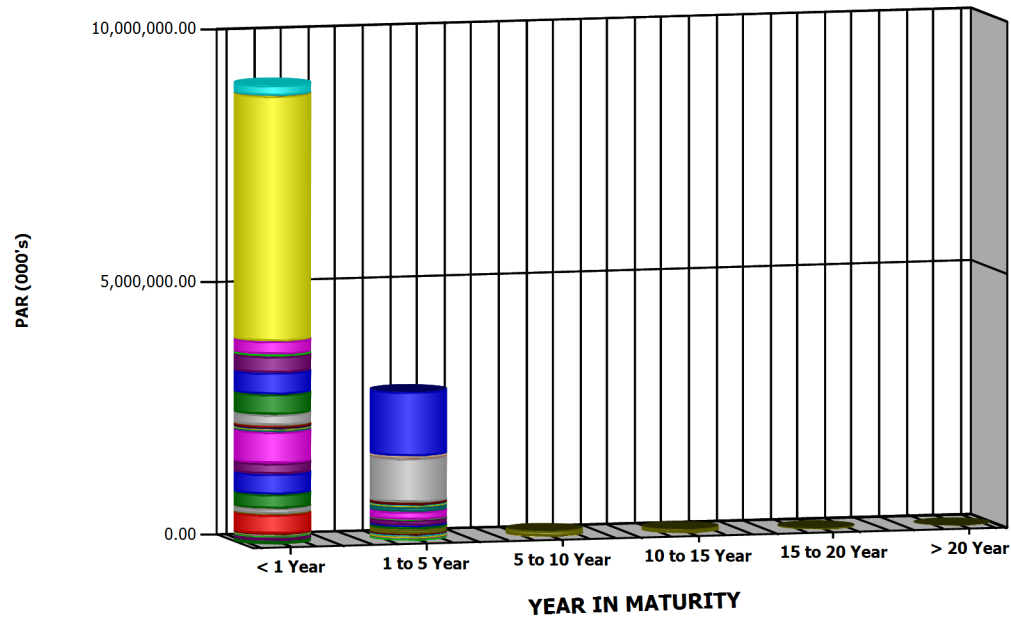


Run Date: 10/3/2019 12:04:27 PM

Investments Outstanding As Of Date: 9/30/2019

Par (000's)	< 1 Year	1 to 5 Year	5 to 10 Year	10 to 15 Year	15 to 20 Year	> 20 Year	Totals (000's)
Commercial Paper	360,251.58	0.00	0.00	0.00	0.00	0.00	360,251.58
Corporate Bonds	213,812.00	872,868.00	0.00	0.00	0.00	0.00	1,086,680.00
CORP-US-30/360-FLT-M	0.00	10,000.00	0.00	0.00	0.00	0.00	10,000.00
CORP-US-30/360-STEP-S	0.00	34,631.00	0.00	0.00	0.00	0.00	34,631.00
Israel Bonds	47,800.00	115,000.00	0.00	0.00	0.00	0.00	162,800.00
Money Market Funds	727,530.21	0.00	0.00	0.00	0.00	0.00	727,530.21
Money Market Now - Sweep	39,455.75	0.00	0.00	0.00	0.00	0.00	39,455.75
Repurchase Agreements	200,000.00	0.00	0.00	0.00	0.00	0.00	200,000.00
Special Projects	169,689.16	48,086.86	0.00	0.00	0.00	0.00	217,776.02
SPRJ-AGLINK TERM LOAN	150.00	0.00	0.00	0.00	0.00	0.00	150.00
Star Ohio	376,270.19	0.00	0.00	0.00	0.00	0.00	376,270.19
Star Plus (FICA)	2,418.50	0.00	0.00	0.00	0.00	0.00	2,418.50
U.S. Agency/Instruments	1,640,655.00	497,537.00	11,775.00	2,071.00	0.00	0.00	2,152,038.00
U.S. Government	5,297,701.25	1,361,106.00	108,057.25	79,760.25	23,802.25	6,770.00	6,877,197.00
Totals (000's):	9,075,733.65	2,939,228.86	119,832.25	81,831.25	23,802.25	6,770.00	12,247,198.26

CALL/MATURITY
DISTRIBUTION



- REPURCHASE AGREEMENT (TRI-PART - Par
- FFCB-GOVT-US-30/360-AT-MAT - Par
- GOVT-US-ACT/360-ZERO-Z - Par
- STAR OHIO-STAR PLUS(REINV DVD) - Par
- COMMERCIAL PAPER - OPEN TERM - Par
- MONEY MARKET NOW - SWEEP ACCT - Par
- MONEY MARKET FUND - CASH ACCT - Par
- GOVT-US-ACT/ACT-FXD-S - Par
- MONEY MARKET NOW ACCT - Par
- CORP-US-30/360-STEP-S - Par
- CORP-US-30/360-FLT-M - Par
- CORP-US-30/360-FXD-S - Par
- FHLMC-GOVT-US-30/360-STEP-S - Par
- FHLB-GOVT-US-30/360-STEP-Q - Par
- FHLB-GOVT-US-30/360-STEP-S - Par
- FHLMC-GOVT-US-30/360-STEP-Q - Par
- FNMA-GOVT-US-30/360-STEP-S - Par
- FNMA-GOVT-US-30/360-STEP-Q - Par
- ISRAEL-ACT/365-FLT-S - Par
- ISRAEL-ACT/365-FXD-S - Par
- FHLMC-GOVT-US-30/360-FXD-S - Par
- TVA-US-30/360-FXD-S - Par
- FHLB-GOVT-US-30/360-FXD-S - Par
- FFCB-GOVT-US-30/360-FXD-S - Par
- FNMA-GOVT-US-30/360-FXD-S - Par
- SPRJ-RE-ENERGIZE INT @ MATURIT - Par
- SPRJ-RE-ENERGIZE INT @ 6 MONTH - Par
- CP-DISC-US-ACT/360-ZERO-Z - Par
- GOVT-US-ACT/ACT-ZERO-Z - Par
- STAR OHIO - CASH ACCT - Par
- FHLMC-GOVT-ACT/360-ZERO-Z - Par
- RFCS-GOVT-US-ACT/ACT-ZERO-Z - Par
- TVA-US-ACT/360-ZERO-Z - Par
- FED-GOVT-US-30/360-FXD-S - Par
- FNMA-GOVT-US-30/360-ZERO-Z - Par
- SPRJ-LINKED DEPOSIT-SM BUS - Par
- SPRJ-GROWNOW INT @ MATURITY - Par
- SPRJ-ECO-LINK - Par
- SPRJ-BIDOHIO - Par
- SPRJ-AGLINK TERM LOAN - Par
- SPRJ-AGLINK FIXED LINE OF CRED - Par



Run Date: 10/3/2019 12:04:27 PM

Investments Outstanding As Of Date: 9/30/2019

INVENTORY BY MATURITY REPORT

CUSIP	Investment #	Fund	Issuer	Purchase Date	Current Book	Current Rate	Maturity Date	Current Par	YTM	Days to Maturity
27044	146173	2000	STAR OHIO 27044	05/31/2015	3,593,018.17	2.144	10/01/2019	3,593,018.17	2.144	1
10010	154433	1000	STAR OHIO 10010	05/31/2015	372,677,171.01	2.144	10/01/2019	372,677,171.01	2.144	1
63942	174457	1020	STAR OHIO 63942	05/31/2015	0.00	2.144	10/01/2019	0.00	2.144	1
70933	182202	1010	STAR OHIO 70933	05/31/2015	0.00	2.144	10/01/2019	0.00	2.144	1
38141W273	184539	1000	GOLDMAN SACHS FIN SQ GOV	05/31/2015	255,686,038.49	2.302	10/01/2019	255,686,038.49	2.302	1
NOWSW3006	193190	1000	NOW ACCT-SWEEP ACCT-300	05/31/2015	39,455,753.22	.700	10/01/2019	39,455,753.22	.700	1
MMNOW0170	207633	1020	KEYBANK - INVESTMENT MAT	05/31/2015	41,794,190.02	.000	10/01/2019	41,794,190.02	1.450	1
OPNCP8020	207943	1000	US BANK - OPEN COMMERCIA	11/03/2011	0.00	1.750	10/01/2019	0.00	1.750	1
61747C707	210062	1000	MORGAN STANLEY LIQ GOVT	05/31/2015	0.00	2.308	10/01/2019	0.00	2.308	1
825252885	213723	1000	INVESCO GOVT & AGENCY PO	05/31/2015	55,981,505.80	2.290	10/01/2019	55,981,505.80	2.290	1
52470G791	216151	1000	WESTERN ASSET INST GOVT	05/31/2015	13,814,776.05	2.254	10/01/2019	13,814,776.05	2.254	1
PLUS30026	216345	1000	STAR OHIO - 10010	05/31/2015	2,418,497.58	2.130	10/01/2019	2,418,497.58	2.130	1
CITZMMKT3	229092	1000	CITIZENS INTEREST BEARING	01/09/2017	155,712,807.03	2.450	10/01/2019	155,712,807.03	2.450	1
OPNCP8020	235775	1000	US BANK - OPEN COMMERCIA	03/29/2018	0.00	1.850	10/01/2019	0.00	1.850	1
OPNCP8020	236848	1000	US BANK - OPEN CP	05/21/2018	257,751,584.87	2.150	10/01/2019	257,751,584.87	2.150	1
KEYBMMKTO	238506	1000	KEYBANK STRATEGIC DEPOSI	10/05/2018	204,540,897.12	2.400	10/01/2019	204,540,897.12	2.400	1
21687BX14	242978	1000	RABONY 0 10-01-19	09/30/2019	49,997,444.44	.000	10/01/2019	50,000,000.00	1.840	1
21687BX14	242979	1000	RABONY 0 10-01-19	09/30/2019	49,997,444.45	.000	10/01/2019	50,000,000.00	1.840	1
3130A6HC4	224228	1010	FHLB DEBENTURE	10/02/2015	10,000,000.00	1.450	10/02/2019	10,000,000.00	1.450	2
LD19B0619	240240	3000	BID OHIO	04/03/2019	1,000,000.00	2.450	10/02/2019	1,000,000.00	2.450	2
LD19B0593	240241	3000	BID OHIO	04/03/2019	3,000,000.00	2.450	10/02/2019	3,000,000.00	2.450	2
LD19B0601	240242	3000	BID OHIO	04/03/2019	1,000,000.00	2.450	10/02/2019	1,000,000.00	2.450	2
LD19B0627	240243	3000	BID OHIO	04/03/2019	5,000,000.00	2.450	10/02/2019	5,000,000.00	2.450	2
912796SL4	240306	1000	B 0 10-03-19	04/09/2019	49,413,687.50	.000	10/03/2019	50,000,000.00	2.413	3
912796SL4	241368	1000	B 0 10-03-19	05/16/2019	49,543,250.00	.000	10/03/2019	50,000,000.00	2.371	3
912796SL4	241430	1000	B 10-03-19	05/23/2019	49,577,909.72	.000	10/03/2019	50,000,000.00	2.304	3



Run Date: 10/3/2019 12:04:27 PM

Investments Outstanding As Of Date: 9/30/2019

INVENTORY BY MATURITY REPORT

CUSIP	Investment #	Fund	Issuer	Purchase Date	Current Book	Current Rate	Maturity Date	Current Par	YTM	Days to Maturity
912796SL4	241766	1000	B 10-03-19	06/24/2019	49,713,132.00	.000	10/03/2019	50,000,000.00	2.057	3
912796SL4	241767	1000	B 10-03-19	06/24/2019	49,713,132.00	.000	10/03/2019	50,000,000.00	2.057	3
912796SL4	241845	1000	WIB 10-03-19	07/05/2019	49,733,125.00	.000	10/03/2019	50,000,000.00	2.146	3
713448DJ4	233315	1030	PEP 1.35 10-04-19	08/11/2017	1,991,200.00	1.350	10/04/2019	2,000,000.00	1.559	4
HR9271910	242951	1000	HSBC SECURITIES USA INC	09/27/2019	200,000,000.00	1.980	10/04/2019	200,000,000.00	1.980	4
912796VY2	242326	1000	B 0 10-08-19	08/13/2019	49,843,456.67	.000	10/08/2019	50,000,000.00	2.019	8
912796VY2	242784	1000	B 0 10-08-19	09/19/2019	49,948,805.56	.000	10/08/2019	50,000,000.00	1.942	8
912796VY2	242866	1000	B 0 10-08-19	09/24/2019	49,963,055.55	.000	10/08/2019	50,000,000.00	1.901	8
912796VY2	242867	1000	B 0 10-08-19	09/24/2019	49,963,055.56	.000	10/08/2019	50,000,000.00	1.901	8
313586RC5	3448	2000	FNMA STRIP	08/12/1996	290,220.00	.000	10/09/2019	1,500,000.00	7.220	9
313586RC5	104952	2000	FNMA STRIP	04/30/1999	713,225.00	.000	10/09/2019	2,500,000.00	6.231	9
3134G3P53	225530	1010	FHLMC MEDIUM TERM NOTE	02/22/2016	10,809,750.00	2.000	10/09/2019	10,500,000.00	1.168	9
912796RF8	241413	1000	B 10-10-19	05/22/2019	49,548,604.16	.000	10/10/2019	50,000,000.00	2.326	10
912796RF8	241414	1000	B 10-10-19	05/22/2019	49,548,604.17	.000	10/10/2019	50,000,000.00	2.326	10
912796RF8	241494	1000	B 10-10-19	05/30/2019	49,577,540.28	.000	10/10/2019	50,000,000.00	2.306	10
912796RF8	241495	1000	B 10-10-19	05/30/2019	49,577,540.28	.000	10/10/2019	50,000,000.00	2.306	10
912796RF8	241824	1000	B 0 10-10-19	06/27/2019	49,702,354.17	.000	10/10/2019	50,000,000.00	2.053	10
912796RF8	241825	1000	B 0 10-10-19	06/27/2019	49,702,354.16	.000	10/10/2019	50,000,000.00	2.053	10
912828T59	228562	1020	US TREASURY NOTE 1.000 10-	11/09/2016	10,004,687.50	1.000	10/15/2019	10,000,000.00	.984	15
62479MXF5	241382	2000	MUFGBK 0 10-15-19	05/17/2019	2,473,470.14	.000	10/15/2019	2,500,000.00	2.557	15
912796VZ9	242751	1000	B 0 10-15-19	09/17/2019	49,923,972.22	.000	10/15/2019	50,000,000.00	1.958	15
912796VZ9	242912	1000	B 10-15-19	09/26/2019	49,952,104.16	.000	10/15/2019	50,000,000.00	1.817	15
912796VZ9	242913	1000	B 10-15-19	09/26/2019	49,952,104.16	.000	10/15/2019	50,000,000.00	1.817	15
912796VZ9	242914	1000	B 10-15-19	09/26/2019	49,952,104.17	.000	10/15/2019	50,000,000.00	1.817	15
912796VZ9	242915	1000	B 10-15-19	09/26/2019	49,952,104.17	.000	10/15/2019	50,000,000.00	1.817	15
912796VZ9	242916	1000	B 10-15-19	09/26/2019	49,952,104.17	.000	10/15/2019	50,000,000.00	1.817	15
EC1800555	234030	3030	MICHAEL BEZOLD	10/16/2017	93,740.00	1.000	10/16/2019	93,740.00	1.000	16
EC1800548	234031	3030	HELEN O CONNOR	10/16/2017	59,950.00	1.000	10/16/2019	59,950.00	1.000	16
EC1800522	234032	3030	JOHN WOODIN	10/16/2017	81,750.00	1.000	10/16/2019	81,750.00	1.000	16
EC1800530	234033	3030	NATHAN ZWILLING	10/16/2017	196,000.00	1.000	10/16/2019	196,000.00	1.000	16
EC1800514	234034	3030	DANIEL COTTRELL	10/16/2017	229,425.00	1.000	10/16/2019	229,425.00	1.000	16
EC1800506	234035	3030	BARRY MCDONALD	10/16/2017	331,800.00	1.000	10/16/2019	331,800.00	1.000	16
EC1800498	234036	3030	DUANE-LORETTA DALLMAN	10/16/2017	175,007.00	1.000	10/16/2019	175,007.00	1.000	16



Run Date: 10/3/2019 12:04:27 PM

Investments Outstanding As Of Date: 9/30/2019

INVENTORY BY MATURITY REPORT

CUSIP	Investment #	Fund	Issuer	Purchase Date	Current Book	Current Rate	Maturity Date	Current Par	YTM	Days to Maturity
EC1800480	234037	3030	BRIAN LIPOWSKI	10/16/2017	350,000.00	1.000	10/16/2019	350,000.00	1.000	16
EC1800563	234056	3030	CAROL MERCER	10/17/2017	100,000.00	1.000	10/16/2019	100,000.00	1.000	16
EC1800571	234057	3030	LINDA PHILLIPS	10/17/2017	63,475.00	1.000	10/16/2019	63,475.00	1.000	16
LD20B0054	242023	3000	BID OHIO 3 MO	07/17/2019	1,500,000.00	2.050	10/16/2019	1,500,000.00	2.050	16
LD20B0062	242024	3000	BID OHIO 3 MO	07/17/2019	5,000,000.00	2.050	10/16/2019	5,000,000.00	2.050	16
89236TDH5	228506	1030	TOYOTA MOTOR CRE 1.550 10	11/04/2016	9,630,197.20	1.550	10/18/2019	9,620,000.00	1.513	18
LD1800076	234075	3050	FRAZIE WEALTH MANAGEMEN	10/18/2017	224,000.00	1.000	10/18/2019	224,000.00	1.000	18
EC1800589	234090	3030	ALLEN AND LISA PEEPLES	10/19/2017	260,879.36	1.000	10/18/2019	260,879.36	1.000	18
EC1800597	234091	3030	JAMES R. MILLS	10/19/2017	274,735.51	1.000	10/18/2019	274,735.51	1.000	18
89236TDH5	235826	1030	TOYOTA 1.55 10-18-19 MTN	04/09/2018	2,952,180.00	1.550	10/18/2019	3,000,000.00	2.623	18
48127HAA7	222866	1030	JP MORGAN CHASE & CO	06/08/2015	4,963,350.00	2.200	10/22/2019	5,000,000.00	2.377	22
48127HAA7	235626	1030	JPM 2.2 10-22-19	03/15/2018	3,969,880.00	2.200	10/22/2019	4,000,000.00	2.682	22
912796WA3	242637	1000	B 10-22-19	09/09/2019	49,883,541.67	.000	10/22/2019	50,000,000.00	1.955	22
912796WA3	242638	1000	B 10-22-19	09/09/2019	49,883,541.67	.000	10/22/2019	50,000,000.00	1.955	22
912796WA3	242639	1000	B 10-22-19	09/09/2019	24,941,770.83	.000	10/22/2019	25,000,000.00	1.955	22
LD1800084	234181	3050	CARDEN DOOR COMPANY	10/24/2017	197,368.08	1.000	10/24/2019	197,368.08	1.000	24
912796SP5	241774	1000	B 0 10-24-19	06/25/2019	49,668,090.28	.000	10/24/2019	50,000,000.00	1.988	24
912796SP5	241775	1000	B 0 10-24-19	06/25/2019	49,668,090.28	.000	10/24/2019	50,000,000.00	1.988	24
912796SP5	241802	1000	B 0 10-24-19	06/27/2019	49,671,758.34	.000	10/24/2019	50,000,000.00	1.999	24
912796SP5	241803	1000	B 0 10-24-19	06/27/2019	49,671,758.33	.000	10/24/2019	50,000,000.00	1.999	24
912796SP5	241826	1000	B 10-24-19	06/28/2019	49,675,500.00	.000	10/24/2019	50,000,000.00	1.993	24
912796SP5	241827	1000	B 10-24-19	06/28/2019	49,675,500.00	.000	10/24/2019	50,000,000.00	1.993	24
3130A7QP3	226037	1010	FHLB DEBENTURE 1.350 10-25	04/25/2016	4,997,850.00	1.350	10/25/2019	5,000,000.00	1.363	25
EC1800605	234221	3030	SHERRI RAMEY	10/25/2017	14,756.55	1.000	10/25/2019	14,756.55	1.000	25
EC1800613	234222	3030	JASON SMITH	10/25/2017	68,400.00	1.000	10/25/2019	68,400.00	1.000	25
3134G8YF0	226073	1010	FHLMC MEDIUM TER 1.200 10	04/28/2016	10,694,650.00	1.200	10/28/2019	10,700,000.00	1.215	28
3135G0J95	226557	1010	FNMA DEBENTURE 1.350 10-2	04/28/2016	4,989,500.00	1.350	10/28/2019	5,000,000.00	1.412	28
912796WB1	242969	1000	B 10-29-19	09/30/2019	49,927,500.00	.000	10/29/2019	50,000,000.00	1.803	29
912796WB1	242970	1000	B 10-29-19	09/30/2019	49,927,500.00	.000	10/29/2019	50,000,000.00	1.803	29
LD1800092	234247	3050	EASTLAND CRANE SERVICE IN	10/30/2017	85,390.83	1.000	10/30/2019	85,390.83	1.000	30
912828TV2	222616	1020	US TREASURY NOTE	05/19/2015	14,896,875.00	1.250	10/31/2019	15,000,000.00	1.410	31
912796SQ3	241768	1000	B 10-31-19	06/25/2019	49,648,888.89	.000	10/31/2019	50,000,000.00	1.989	31
912796SQ3	241769	1000	B 10-31-19	06/25/2019	49,648,888.89	.000	10/31/2019	50,000,000.00	1.989	31



Run Date: 10/3/2019 12:04:27 PM

Investments Outstanding As Of Date: 9/30/2019

INVENTORY BY MATURITY REPORT

CUSIP	Investment #	Fund	Issuer	Purchase Date	Current Book	Current Rate	Maturity Date	Current Par	YTM	Days to Maturity
912796SQ3	241799	1000	B 10-31-19	06/27/2019	49,651,750.00	.000	10/31/2019	50,000,000.00	2.004	31
912796SQ3	241801	1000	B 10-31-19	06/27/2019	49,651,750.00	.000	10/31/2019	50,000,000.00	2.004	31
912796SQ3	242327	1000	B 0 10-31-19	08/13/2019	49,791,527.78	.000	10/31/2019	50,000,000.00	1.908	31
88059EHC1	178665	2000	TVA STRIP	10/30/2006	184,487.23	.000	11/01/2019	367,000.00	5.359	32
LD1800100	234263	3050	A-DISPLAY SERVICE CORP	11/01/2017	37,218.14	1.000	11/01/2019	37,218.14	1.000	32
LD1800118	234291	3050	OHIO TILE AND MARBLE CO	11/06/2017	142,920.07	1.000	11/06/2019	142,920.07	1.000	37
LD19B0650	241292	3000	Bid Ohio	05/08/2019	2,000,000.00	2.420	11/06/2019	2,000,000.00	2.420	37
LD19B0668	241293	3000	Bid Ohio	05/08/2019	2,000,000.00	2.420	11/06/2019	2,000,000.00	2.420	37
LD19B0676	241294	3000	Bid Ohio	05/08/2019	5,000,000.00	2.420	11/06/2019	5,000,000.00	2.420	37
912796RM3	241785	1000	B 0 11-07-19	06/26/2019	49,631,500.00	.000	11/07/2019	50,000,000.00	1.995	38
912796RM3	241786	1000	B 0 11-07-19	06/26/2019	49,631,500.00	.000	11/07/2019	50,000,000.00	1.995	38
912796RM3	242140	1000	B 11-07-19	07/25/2019	49,704,104.00	.000	11/07/2019	50,000,000.00	2.041	38
912796RM3	242141	1000	B 11-07-19	07/25/2019	49,704,104.00	.000	11/07/2019	50,000,000.00	2.041	38
912796RM3	242226	1000	WIB 11-07-19	08/08/2019	49,747,854.16	.000	11/07/2019	50,000,000.00	2.005	38
912796RM3	242227	1000	WIB 11-07-19	08/08/2019	49,747,854.17	.000	11/07/2019	50,000,000.00	2.005	38
LD1800126	234329	3050	FLEMING WISE SCHERER ORT	11/09/2017	190,909.33	1.000	11/08/2019	190,909.33	1.000	39
EC1800621	234346	3030	PATRICK OBRIEN	11/13/2017	100,000.00	1.000	11/13/2019	100,000.00	1.000	44
EC1800639	234347	3030	CHARLES KINSMAN	11/13/2017	184,425.00	1.000	11/13/2019	184,425.00	1.000	44
EC1800647	234348	3030	JEFFREY FRENCH	11/13/2017	28,388.00	1.000	11/13/2019	28,388.00	1.000	44
EC1800654	234349	3030	WITMER SYMMONDS	11/13/2017	162,400.00	1.000	11/13/2019	162,400.00	1.000	44
EC1800662	234350	3030	DANNY CARNAHAN	11/13/2017	177,941.40	1.000	11/13/2019	177,941.40	1.000	44
EC1800670	234351	3030	DOUGLAS WEARLY	11/13/2017	98,400.00	1.000	11/13/2019	98,400.00	1.000	44
EC1800688	234352	3030	NATHAN ATTERHOLT	11/13/2017	193,760.00	1.000	11/13/2019	193,760.00	1.000	44
912796SS9	241782	1000	B 11-14-19	06/26/2019	49,612,250.00	.000	11/14/2019	50,000,000.00	1.995	45
912796SS9	241783	1000	B 11-14-19	06/26/2019	49,612,250.00	.000	11/14/2019	50,000,000.00	1.995	45
912796SS9	241854	1000	B 11-14-19	07/03/2019	49,623,125.00	.000	11/14/2019	50,000,000.00	2.040	45
912796SS9	241855	1000	B 11-14-19	07/03/2019	49,623,125.00	.000	11/14/2019	50,000,000.00	2.040	45
31358C7S9	178663	2000	FNMA STRIP	10/30/2006	330,760.08	.000	11/15/2019	651,000.00	5.259	46
912833KX7	179293	2000	US TREASURY STRIP	12/18/2006	136,157.50	.000	11/15/2019	250,000.00	4.763	46
912833KX7	183729	2000	US TREASURY STRIP	12/05/2007	29,705.00	.000	11/15/2019	50,000.00	4.407	46
912833KX7	183936	2000	US TREASURY STRIP	12/19/2007	57,381.00	.000	11/15/2019	100,000.00	4.720	46
912833KX7	184226	2000	US TREASURY STRIP	01/10/2008	90,180.00	.000	11/15/2019	150,000.00	4.342	46
912833KX7	189213	2000	US TREASURY STRIP	11/21/2008	61,536.00	.000	11/15/2019	100,000.00	4.470	46



Run Date: 10/3/2019 12:04:27 PM

Investments Outstanding As Of Date: 9/30/2019

INVENTORY BY MATURITY REPORT

CUSIP	Investment #	Fund	Issuer	Purchase Date	Current Book	Current Rate	Maturity Date	Current Par	YTM	Days to Maturity
912833KX7	189259	2000	US TREASURY STRIP	11/21/2008	3,250.00	.000	11/15/2019	5,000.00	3.961	46
912833KX7	189958	2000	US TREASURY STRIP	01/12/2009	173,470.00	.000	11/15/2019	250,000.00	3.400	46
912833KX7	190246	2000	US TREASURY STRIP	02/04/2009	66,689.00	.000	11/15/2019	100,000.00	3.795	46
912833KX7	194192	2000	US TREASURY STRIP	11/24/2009	69,172.00	.000	11/15/2019	100,000.00	3.729	46
912833KX7	194725	2000	US TREASURY STRIP	01/28/2010	34,246.00	.000	11/15/2019	50,000.00	3.901	46
912833KX7	201928	2000	US TREASURY STRIP	11/17/2010	39,563.00	.000	11/15/2019	50,000.00	2.620	46
912833KX7	202146	2000	US TREASURY STRIP	11/24/2010	38,902.00	.000	11/15/2019	50,000.00	2.816	46
912833KX7	203386	2000	US TREASURY STRIP	01/31/2011	74,675.00	.000	11/15/2019	100,000.00	3.351	46
912833KX7	212187	2000	US TREASURY STRIP	11/30/2012	138,811.50	.000	11/15/2019	150,000.00	1.117	46
912833KX7	212318	2000	US TREASURY STRIP	12/13/2012	325,209.50	.000	11/15/2019	350,000.00	1.064	46
912833KX7	212647	2000	US TREASURY STRIP	01/17/2013	45,951.00	.000	11/15/2019	50,000.00	1.241	46
912833KX7	216067	2000	US TREASURY STRIP	11/21/2013	45,090.00	.000	11/15/2019	50,000.00	1.735	46
912833KX7	216412	2000	US TREASURY STRIP	01/09/2014	88,752.00	.000	11/15/2019	100,000.00	2.051	46
912833KX7	219689	2000	US TREASURY STRIP	11/20/2014	229,625.00	.000	11/15/2019	250,000.00	1.712	46
912833KX7	220242	2000	US TREASURY STRIP	01/09/2015	46,617.50	.000	11/15/2019	50,000.00	1.450	46
912833KX7	220344	2000	US TREASURY STRIP	01/20/2015	93,671.00	.000	11/15/2019	100,000.00	1.362	46
912833KX7	220430	2000	US TREASURY STRIP	01/26/2015	94,103.00	.000	11/15/2019	100,000.00	1.270	46
912833KX7	220451	2000	US TREASURY STRIP	01/26/2015	46,983.00	.000	11/15/2019	50,000.00	1.301	46
912833KX7	220470	2000	US TREASURY STRIP	01/26/2015	37,612.40	.000	11/15/2019	40,000.00	1.286	46
912833KX7	220499	2000	US TREASURY STRIP	01/27/2015	234,592.50	.000	11/15/2019	250,000.00	1.330	46
912833KX7	220603	2000	US TREASURY STRIP	01/29/2015	233,925.00	.000	11/15/2019	250,000.00	1.391	46
166764AN0	223851	1030	CHEVRON CORP	08/28/2015	8,408,595.63	2.193	11/15/2019	8,319,000.00	1.925	46
912833KX7	225018	2000	USTREASURYSTRIP	12/24/2015	235,415.00	.000	11/15/2019	250,000.00	1.550	46
912833KX7	225339	2000	USTREASURYSTRIP	02/04/2016	95,443.00	.000	11/15/2019	100,000.00	1.239	46
912833KX7	228568	2000	US TREASURY STRI ZERO-% 1	11/14/2016	17,442.72	.000	11/15/2019	18,000.00	1.050	46
912833KX7	229099	2000	S 0 11-15-19	01/12/2017	19,185.20	.000	11/15/2019	20,000.00	1.470	46
912833KX7	229100	2000	S 0 11-15-19	01/12/2017	19,185.20	.000	11/15/2019	20,000.00	1.470	46
912833KX7	229268	2000	S 0 11-15-19	01/26/2017	240,152.50	.000	11/15/2019	250,000.00	1.440	46
912833KX7	229394	2000	S 0 11-15-19	02/02/2017	38,413.60	.000	11/15/2019	40,000.00	1.460	46
912833KX7	234354	2000	S 0 11-15-19	11/16/2017	96,791.00	.000	11/15/2019	100,000.00	1.640	46
LD1800134	234397	3050	MCFEELY LAWN CARE LLC	11/16/2017	18,753.40	1.000	11/15/2019	18,753.40	1.000	46
EC1800753	234398	3030	MARY HUTTEN	11/16/2017	104,362.95	1.000	11/15/2019	104,362.95	1.000	46
EC1800746	234399	3030	STEVEN ANDERSON	11/16/2017	202,125.00	1.000	11/15/2019	202,125.00	1.000	46



Run Date: 10/3/2019 12:04:27 PM

Investments Outstanding As Of Date: 9/30/2019

INVENTORY BY MATURITY REPORT

CUSIP	Investment #	Fund	Issuer	Purchase Date	Current Book	Current Rate	Maturity Date	Current Par	YTM	Days to Maturity
EC1800738	234400	3030	SHRIJAY DALAL	11/16/2017	105,125.00	1.000	11/15/2019	105,125.00	1.000	46
EC1800720	234401	3030	BRIAN FRANK	11/16/2017	141,420.00	1.000	11/15/2019	141,420.00	1.000	46
EC1800704	234402	3030	RONALD DOZIER	11/16/2017	120,095.00	1.000	11/15/2019	120,095.00	1.000	46
EC1800712	234403	3030	LINDA JULA	11/16/2017	140,065.00	1.000	11/15/2019	140,065.00	1.000	46
EC1800696	234404	3030	WHITNEY BEATTY	11/16/2017	88,750.00	1.000	11/15/2019	88,750.00	1.000	46
912833KX7	234927	2000	S 0 11-15-19	01/25/2018	38,589.60	.000	11/15/2019	40,000.00	2.000	46
912833KX7	235052	2000	S 0 11-15-19	02/02/2018	38,586.00	.000	11/15/2019	40,000.00	2.030	46
EC1800761	234419	3030	TODD CUNNINGHAM	11/20/2017	238,700.00	1.000	11/20/2019	238,700.00	1.000	51
EC1800779	234420	3030	TRACY REDDING	11/20/2017	188,356.00	1.000	11/20/2019	188,356.00	1.000	51
EC1800787	234421	3030	JONATHAN DARA SHADE	11/20/2017	69,500.00	1.000	11/20/2019	69,500.00	1.000	51
EC1800795	234422	3030	MICHEAL SPARKS	11/20/2017	31,175.00	1.000	11/20/2019	31,175.00	1.000	51
EC1800803	234423	3030	RYAN WILHELM	11/20/2017	85,198.20	1.000	11/20/2019	85,198.20	1.000	51
LD20B0096	242455	3000	BID OHIO	08/21/2019	1,100,000.00	1.850	11/20/2019	1,100,000.00	1.850	51
LD20B0088	242456	3000	BID OHIO	08/21/2019	1,000,000.00	1.850	11/20/2019	1,000,000.00	1.850	51
LD20B0104	242457	3000	BID OHIO	08/21/2019	2,000,000.00	1.850	11/20/2019	2,000,000.00	1.850	51
912796ST7	241431	1000	B 0 11-21-19	05/23/2019	49,413,555.56	.000	11/21/2019	50,000,000.00	2.348	52
912796ST7	242138	1000	B 11-21-19	07/25/2019	49,665,312.50	.000	11/21/2019	50,000,000.00	2.039	52
912796ST7	242139	1000	B 11-21-19	07/25/2019	49,665,312.50	.000	11/21/2019	50,000,000.00	2.039	52
912796ST7	242423	1000	WIB 11-21-19	08/22/2019	49,765,548.61	.000	11/21/2019	50,000,000.00	1.864	52
912796ST7	242442	1000	B 0 11-21-19	08/21/2019	49,762,972.22	.000	11/21/2019	50,000,000.00	1.864	52
LD1800159	234444	3050	SMITTYS CUSTOM AUTOMOTI	11/22/2017	290,000.00	1.000	11/22/2019	290,000.00	1.000	53
3136G2YA9	225431	1010	FNMA DEBENTURE	02/26/2016	10,000,000.00	1.400	11/26/2019	10,000,000.00	1.400	57
LD1800167	234464	3050	MITCHELL INVST INC DBA PAI	11/27/2017	346,500.11	1.000	11/27/2019	346,500.11	1.000	58
313400BV4	104953	2000	FHLMC STRIP	04/30/1999	762,469.40	.000	11/29/2019	2,695,000.00	6.230	60
313400BV4	178664	2000	FHLMC STRIP	10/30/2006	863,605.44	.000	11/29/2019	1,707,000.00	5.277	60
912796SU4	241788	1000	B 11-29-19	06/26/2019	49,569,916.67	.000	11/29/2019	50,000,000.00	2.002	60
912796SU4	241789	1000	B 11-29-19	06/26/2019	49,569,916.66	.000	11/29/2019	50,000,000.00	2.002	60
912828UB4	228234	1020	US TREASURY NOTE 1.000 11-	10/06/2016	15,006,445.31	1.000	11/30/2019	15,000,000.00	.986	61
3134A1HU7	93767	2000	FHLMC STRIP	01/13/1999	1,438,965.00	.000	12/02/2019	5,100,000.00	6.151	63
3134A1HU7	108426	2000	FHLMC STRIP	06/21/1999	258,860.00	.000	12/02/2019	1,000,000.00	6.720	63
3133EFRM1	224831	1010	FFCB DEBENTURE	12/02/2015	10,000,000.00	1.640	12/02/2019	10,000,000.00	1.640	63
LD19B0726	241549	3000	BID OHIO 6 MONTH	06/05/2019	3,000,000.00	2.230	12/04/2019	3,000,000.00	2.230	65
LD19B0734	241550	3000	BID OHIO 6 MONTH	06/05/2019	2,500,000.00	2.230	12/04/2019	2,500,000.00	2.230	65



Run Date: 10/3/2019 12:04:27 PM

Investments Outstanding As Of Date: 9/30/2019

INVENTORY BY MATURITY REPORT

CUSIP	Investment #	Fund	Issuer	Purchase Date	Current Book	Current Rate	Maturity Date	Current Par	YTM	Days to Maturity
LD19B0742	241551	3000	BID OHIO 6 MONTH	06/05/2019	5,000,000.00	2.230	12/04/2019	5,000,000.00	2.230	65
LD19B0759	241552	3000	BID OHIO 6 MONTH	06/05/2019	1,000,000.00	2.230	12/04/2019	1,000,000.00	2.230	65
478160BM5	223037	1030	JOHNSON & JOHNSON	06/22/2015	11,647,437.00	1.875	12/05/2019	11,650,000.00	1.880	66
LD1800175	234507	3050	MEGA PLASTICS CO	12/05/2017	147,860.92	1.000	12/05/2019	147,860.92	1.000	66
912796RN1	241797	1000	B 12-05-19	06/27/2019	49,553,336.81	.000	12/05/2019	50,000,000.00	2.016	66
912796RN1	241798	1000	B 12-05-19	06/27/2019	49,553,336.80	.000	12/05/2019	50,000,000.00	2.016	66
912796RN1	242594	1000	B 12-05-19	09/05/2019	49,757,965.28	.000	12/05/2019	50,000,000.00	1.924	66
912796RN1	242595	1000	B 12-05-19	09/05/2019	49,757,965.28	.000	12/05/2019	50,000,000.00	1.924	66
LD1800183	234521	3050	TOMATKI INC DBA IGA	12/06/2017	400,000.00	1.000	12/06/2019	400,000.00	1.000	67
36962G6P4	230173	1030	GE 2.1 12-11-19	04/03/2017	3,019,590.00	2.100	12/11/2019	3,000,000.00	1.850	72
EC1800886	234556	3030	NATHAN HAUKE	12/12/2017	77,607.35	1.000	12/12/2019	77,607.35	1.000	73
EC1800878	234557	3030	DOUGLAS MINK	12/12/2017	175,315.00	1.000	12/12/2019	175,315.00	1.000	73
EC1800860	234558	3030	KEVIN RAMIREZ	12/12/2017	85,500.00	1.000	12/12/2019	85,500.00	1.000	73
EC1800852	234559	3030	MARK FOSTER	12/12/2017	287,000.00	1.000	12/12/2019	287,000.00	1.000	73
EC1800845	234560	3030	TRAVIS FLING	12/12/2017	350,000.00	1.000	12/12/2019	350,000.00	1.000	73
EC1800837	234561	3030	DANIEL CHERAMIE	12/12/2017	120,000.00	1.000	12/12/2019	120,000.00	1.000	73
EC1800829	234562	3030	LESLIE BEYER HERMSEN	12/12/2017	341,005.00	1.000	12/12/2019	341,005.00	1.000	73
EC1800811	234563	3030	WILLIAM NEIDER	12/12/2017	105,000.00	1.000	12/12/2019	105,000.00	1.000	73
912796SW0	241764	1000	B 12-12-19	06/24/2019	49,529,750.00	.000	12/12/2019	50,000,000.00	1.999	73
912796SW0	241765	1000	B 12-12-19	06/24/2019	49,529,750.00	.000	12/12/2019	50,000,000.00	1.999	73
912796SW0	242515	1000	B 12-12-19	08/28/2019	49,732,791.66	.000	12/12/2019	50,000,000.00	1.825	73
912796SW0	242516	1000	B 12-12-19	08/28/2019	49,732,791.67	.000	12/12/2019	50,000,000.00	1.825	73
LD1800191	234568	3050	RAMCO ELECTRIC MOTORS	12/13/2017	400,000.00	1.000	12/13/2019	400,000.00	1.000	74
EC1800969	234576	3030	HOWARD ALLEN	12/14/2017	75,000.00	1.000	12/13/2019	75,000.00	1.000	74
EC1800944	234577	3030	EDWARD MOSER	12/14/2017	267,197.00	1.000	12/13/2019	267,197.00	1.000	74
EC1800951	234578	3030	LISA MIDDAUGH TRAUD	12/14/2017	104,610.00	1.000	12/13/2019	104,610.00	1.000	74
EC1800936	234579	3030	MERYDETH TIPTON	12/14/2017	105,585.00	1.000	12/13/2019	105,585.00	1.000	74
EC1800910	234580	3030	CRAIG STRAUB	12/14/2017	50,000.00	1.000	12/13/2019	50,000.00	1.000	74
EC1800902	234581	3030	RONALD GARLAND	12/14/2017	350,000.00	1.000	12/13/2019	350,000.00	1.000	74
EC1800894	234582	3030	GARY DECKARD	12/14/2017	93,210.00	1.000	12/13/2019	93,210.00	1.000	74
EC1800928	234583	3030	JOHN AND NORTON ROBERTS	12/14/2017	196,511.00	1.000	12/13/2019	196,511.00	1.000	74
912828U73	228946	1020	T 1 3-8 12-15-19	12/22/2016	9,951,562.50	1.375	12/15/2019	10,000,000.00	1.542	76
LD1800209	234602	3050	ALLEN MILLER BUILDER	12/18/2017	184,050.83	1.000	12/18/2019	184,050.83	1.000	79



Run Date: 10/3/2019 12:04:27 PM

Investments Outstanding As Of Date: 9/30/2019

INVENTORY BY MATURITY REPORT

CUSIP	Investment #	Fund	Issuer	Purchase Date	Current Book	Current Rate	Maturity Date	Current Par	YTM	Days to Maturity
LD20B0120	242794	3000	BID OHIO 3 MO	09/18/2019	2,000,000.00	1.930	12/18/2019	2,000,000.00	1.930	79
912796SX8	242487	1000	B 12-19-19	08/23/2019	49,703,361.11	.000	12/19/2019	50,000,000.00	1.821	80
912796SX8	242488	1000	B 12-19-19	08/23/2019	49,703,361.11	.000	12/19/2019	50,000,000.00	1.821	80
912796SX8	242530	1000	B 12-19-19	08/29/2019	49,710,666.50	.000	12/19/2019	50,000,000.00	1.871	80
912796SX8	242531	1000	B 12-19-19	08/29/2019	49,710,666.50	.000	12/19/2019	50,000,000.00	1.871	80
912796SX8	242532	1000	B 12-19-19	08/29/2019	24,855,333.25	.000	12/19/2019	25,000,000.00	1.871	80
3133EEM49	222730	1010	FFCB DEBENTURE	05/27/2015	10,024,600.00	1.600	12/20/2019	10,000,000.00	1.544	81
LD1800217	234666	3050	A J MECHANICAL SERVICES IN	12/26/2017	72,816.32	1.250	12/26/2019	72,816.32	1.250	87
912796SY6	241787	1000	B 12-26-19	06/27/2019	49,489,136.11	.000	12/26/2019	50,000,000.00	2.042	87
912796SY6	241828	1000	B 12-26-19	06/28/2019	49,487,166.67	.000	12/26/2019	50,000,000.00	2.061	87
912796SY6	242142	1000	B 12-26-19	07/25/2019	49,569,013.89	.000	12/26/2019	50,000,000.00	2.033	87
912796SY6	242143	1000	B 12-26-19	07/25/2019	49,569,013.89	.000	12/26/2019	50,000,000.00	2.033	87
3136G3WU5	227157	1010	FNMA DEBENTURE 1.150 12-3	06/30/2016	6,750,000.00	1.150	12/30/2019	6,750,000.00	1.150	91
3136G4BE2	228054	1010	FNMA DEBENTURE 1.300 12-3	09/30/2016	15,000,000.00	1.300	12/30/2019	15,000,000.00	1.300	91
912828G95	220370	1020	US TREASURY NOTE	01/15/2015	40,656,250.00	1.625	12/31/2019	40,000,000.00	1.282	92
912828UF5	226533	1020	US TREASURY NOTE 1.125 12-	04/25/2016	9,990,625.00	1.125	12/31/2019	10,000,000.00	1.151	92
9128283N8	241829	1000	T 1 7-8 12-31-19	06/28/2019	24,976,562.50	1.875	12/31/2019	25,000,000.00	2.062	92
912796RT8	241433	1000	B 01-02-20	05/23/2019	49,303,888.89	.000	01/02/2020	50,000,000.00	2.269	94
912796RT8	241784	1000	B 01-02-20	06/26/2019	49,482,118.00	.000	01/02/2020	50,000,000.00	1.983	94
912796RT8	241856	1000	B 01-02-20	07/05/2019	49,490,937.50	.000	01/02/2020	50,000,000.00	2.046	94
LD1800225	234725	3050	ENERGY POWER SERVICES	01/03/2018	400,000.00	1.250	01/03/2020	400,000.00	1.250	95
LD1800233	234778	3050	SHULTZ TRANSPORT INC	01/08/2018	144,000.00	1.250	01/08/2020	144,000.00	1.250	100
LD20B0013	241940	3000	BID OHIO 6MO	07/10/2019	2,000,000.00	2.020	01/08/2020	2,000,000.00	2.020	100
LD20B0021	241941	3000	BID OHIO 6MO	07/10/2019	3,500,000.00	2.020	01/08/2020	3,500,000.00	2.020	100
LD20B0039	241942	3000	BID OHIO 6MO	07/10/2019	5,000,000.00	2.020	01/08/2020	5,000,000.00	2.020	100
LD20B0047	241946	3000	BID OHIO 6MO	07/10/2019	2,000,000.00	2.020	01/08/2020	2,000,000.00	2.020	100
912796TA7	242491	1000	B 0 01-09-20	08/23/2019	49,652,500.00	.000	01/09/2020	50,000,000.00	1.813	101
912796TA7	242492	1000	B 0 01-09-20	08/23/2019	49,652,500.00	.000	01/09/2020	50,000,000.00	1.813	101
912796TA7	242592	1000	B 01-09-20	09/05/2019	49,679,750.00	.000	01/09/2020	50,000,000.00	1.842	101
912796TA7	242593	1000	B 01-09-20	09/05/2019	49,679,750.00	.000	01/09/2020	50,000,000.00	1.842	101
3136G3JU5	225982	1010	FNMA DEBENTURE	04/14/2016	15,000,000.00	1.360	01/14/2020	15,000,000.00	1.360	106
31359YCF2	147427	2000	FNMA STRIP	03/07/2001	351,302.40	.000	01/15/2020	1,140,000.00	6.340	107
76116EFV7	165708	2000	REF CORP STRIP	04/26/2004	129,620.04	.000	01/15/2020	316,000.00	5.750	107



Run Date: 10/3/2019 12:04:27 PM

Investments Outstanding As Of Date: 9/30/2019

INVENTORY BY MATURITY REPORT

CUSIP	Investment #	Fund	Issuer	Purchase Date	Current Book	Current Rate	Maturity Date	Current Par	YTM	Days to Maturity
31359YCF2	173955	2000	FNMA STRIP	12/13/2005	151,508.14	.000	01/15/2020	314,000.00	5.240	107
88059EMW1	178655	2000	TVA STRIP	10/27/2006	3,047,060.40	.000	01/15/2020	6,099,000.00	5.320	107
76116EFV7	179699	2000	REF CORP STRIP	01/31/2007	76,833.00	.000	01/15/2020	150,000.00	5.231	107
912828V31	229213	1020	T 1 3-8 01-15-20	01/20/2017	19,914,062.50	1.375	01/15/2020	20,000,000.00	1.523	107
LD1800241	234828	3050	BOBCAT OF LIMA INC	01/16/2018	400,000.00	1.250	01/16/2020	400,000.00	1.250	108
912796TB5	242620	1000	B 01-16-20	09/06/2019	49,662,666.67	.000	01/16/2020	50,000,000.00	1.852	108
912796TB5	242621	1000	B 01-16-20	09/06/2019	49,662,666.66	.000	01/16/2020	50,000,000.00	1.852	108
3135G0A78	225329	1010	FNMA DEBENTURE	02/02/2016	20,261,600.00	1.625	01/21/2020	20,000,000.00	1.286	113
EC1801074	234914	3030	KENNETH HESS	01/22/2018	93,970.00	1.250	01/22/2020	93,970.00	1.250	114
EC1801066	234915	3030	VALERIE AND MICHAEL BEERB	01/22/2018	200,000.00	1.250	01/22/2020	200,000.00	1.250	114
EC1801041	234916	3030	STEVEN & CYNTHIA FRASER	01/22/2018	75,000.00	1.250	01/22/2020	75,000.00	1.250	114
EC1801058	234917	3030	MICHAEL DABBELT	01/22/2018	167,500.00	1.250	01/22/2020	167,500.00	1.250	114
EC1801033	234918	3030	TERRY LUANN BROWN	01/22/2018	71,750.00	1.250	01/22/2020	71,750.00	1.250	114
EC1801017	234919	3030	ALAN ACKROYD	01/22/2018	210,000.00	1.250	01/22/2020	210,000.00	1.250	114
EC1801025	234920	3030	MICHAEL WADKOWSKI	01/22/2018	70,000.00	1.250	01/22/2020	70,000.00	1.250	114
EC1801009	234921	3030	PHILIP LEPPLA	01/22/2018	113,055.00	1.250	01/22/2020	113,055.00	1.250	114
EC1800993	234922	3030	MEENAL SHARKEY	01/22/2018	252,000.00	1.250	01/22/2020	252,000.00	1.250	114
EC1800985	234923	3030	ROBIN THORNBURG	01/22/2018	96,875.00	1.250	01/22/2020	96,875.00	1.250	114
EC1800977	234924	3030	ANDREW DEMAINE	01/22/2018	108,750.00	1.250	01/22/2020	108,750.00	1.250	114
912796TC3	242123	1000	B 01-23-20	07/25/2019	49,493,180.56	.000	01/23/2020	50,000,000.00	2.026	115
912796TC3	242124	1000	B 01-23-20	07/25/2019	49,493,180.55	.000	01/23/2020	50,000,000.00	2.026	115
LD1800258	235033	3050	CLARKS GROCERY INC	01/26/2018	168,007.29	1.250	01/24/2020	168,007.29	1.250	116
LD1800266	235034	3050	ADVANCED BUILDING RESTOR	01/26/2018	32,400.00	1.250	01/24/2020	32,400.00	1.250	116
3136G2D20	220533	1010	FNMA DEBENTURE	01/30/2015	24,950,000.00	1.600	01/30/2020	25,000,000.00	1.642	122
912796RY7	241751	1000	B 01-30-20	06/21/2019	49,416,173.61	.000	01/30/2020	50,000,000.00	1.907	122
912828H52	220722	1020	US TREASURY NOTE	02/03/2015	10,021,875.00	1.250	01/31/2020	10,000,000.00	1.205	123
912828H52	220739	1020	US TREASURY NOTE	02/04/2015	10,001,562.50	1.250	01/31/2020	10,000,000.00	1.247	123
RE1800037	235097	3040	ALPHA GROCERY COMPANY LL	02/01/2018	282,210.31	1.250	01/31/2020	282,210.31	1.250	123
LD1800274	235114	3050	H&H MACHINE SHOP OF RAVE	02/02/2018	283,360.00	1.250	01/31/2020	283,360.00	1.250	123
46513XL24	234994	1010	ISRAEL BOND 2-1-2020	02/01/2018	12,800,000.00	2.570	02/01/2020	12,800,000.00	2.570	124
46513X5R7	234995	1010	ISRAEL FLOATER 2-1-2020	02/01/2018	10,000,000.00	2.863	02/01/2020	10,000,000.00	2.863	124
EC1801082	235125	3030	RYAN LEEPER	02/05/2018	104,340.00	1.250	02/05/2020	104,340.00	1.250	128
LD20B0070	242249	3000	BID OHIO 6 MO	08/07/2019	3,000,000.00	1.950	02/05/2020	3,000,000.00	1.950	128



Run Date: 10/3/2019 12:04:27 PM

Investments Outstanding As Of Date: 9/30/2019

INVENTORY BY MATURITY REPORT

CUSIP	Investment #	Fund	Issuer	Purchase Date	Current Book	Current Rate	Maturity Date	Current Par	YTM	Days to Maturity
912796TE9	242782	1000	B 0 02-06-20	09/18/2019	49,634,770.84	.000	02/06/2020	50,000,000.00	1.879	129
912796TE9	242783	1000	B 0 02-06-20	09/18/2019	49,634,770.83	.000	02/06/2020	50,000,000.00	1.879	129
LD1800282	235174	3050	TRIBUTE CONTRACTING &CO	02/09/2018	61,776.00	1.250	02/07/2020	61,776.00	1.250	130
693476BJ1	227793	1030	PNC BANK NA 5.125 2-08-2	08/22/2016	5,586,950.00	5.125	02/08/2020	5,000,000.00	1.623	131
58933YAS4	223546	1030	MERCK & CO INC	07/31/2015	6,969,690.00	1.850	02/10/2020	7,000,000.00	1.950	133
594918AY0	223430	1030	MICROSOFT CORP	07/24/2015	3,779,844.26	1.850	02/12/2020	3,782,000.00	1.863	135
594918AY0	227428	1030	MICROSOFT CORP 1.850 2-12-	07/25/2016	5,634,648.80	1.850	02/12/2020	5,522,000.00	1.260	135
594918AY0	227429	1030	MICROSOFT CORP 1.850 2-12-	07/25/2016	5,103,100.00	1.850	02/12/2020	5,000,000.00	1.254	135
EC1801140	235187	3030	JON VINCENT	02/12/2018	150,000.00	1.250	02/12/2020	150,000.00	1.250	135
EC1801132	235188	3030	ARLENE BAILEY-ENFIO	02/12/2018	35,375.00	1.250	02/12/2020	35,375.00	1.250	135
EC1801124	235189	3030	JOHN MEEK	02/12/2018	196,280.00	1.250	02/12/2020	196,280.00	1.250	135
EC1801116	235190	3030	BARBARA SLAVINSKI	02/12/2018	175,847.00	1.250	02/12/2020	175,847.00	1.250	135
EC1801108	235191	3030	WHITNEY BRANDHORST	02/12/2018	105,000.00	1.250	02/12/2020	105,000.00	1.250	135
EC1801090	235192	3030	NICOLE CEPIN	02/12/2018	106,800.00	1.250	02/12/2020	106,800.00	1.250	135
912796TF6	242920	1000	B 02-13-20	09/26/2019	49,639,305.55	.000	02/13/2020	50,000,000.00	1.868	136
912796TF6	242921	1000	B 02-13-20	09/26/2019	49,639,305.56	.000	02/13/2020	50,000,000.00	1.868	136
LD1800290	235276	3050	TAWA TREE MULCH DIVISION	02/16/2018	250,000.00	1.250	02/14/2020	250,000.00	1.250	137
LD1800308	235277	3050	TAWA TRUCKING LLC	02/16/2018	150,000.00	1.250	02/14/2020	150,000.00	1.250	137
912833KY5	180367	2000	US TREASURY STRIP	04/03/2007	26,782.00	.000	02/15/2020	50,000.00	4.910	138
912833KY5	180519	2000	US TREASURY STRIP	04/12/2007	52,828.00	.000	02/15/2020	100,000.00	5.030	138
912833KY5	180735	2000	US TREASURY STRIP	04/30/2007	53,960.00	.000	02/15/2020	100,000.00	4.880	138
912833KY5	184837	2000	US TREASURY STRIP	02/28/2008	5,871.79	.000	02/15/2020	10,000.00	4.500	138
912833KY5	185227	2000	US TREASURY STRIP	03/27/2008	6,090.00	.000	02/15/2020	10,000.00	4.216	138
912833KY5	185270	2000	US TREASURY STRIP	03/28/2008	30,227.00	.000	02/15/2020	50,000.00	4.280	138
912833KY5	185596	2000	US TREASURY STRIP	04/16/2008	30,753.50	.000	02/15/2020	50,000.00	4.150	138
912833KY5	185615	2000	US TREASURY STRIP	04/16/2008	6,132.00	.000	02/15/2020	10,000.00	4.176	138
912833KY5	185882	2000	US TREASURY STRIP	04/28/2008	14,838.75	.000	02/15/2020	25,000.00	4.470	138
912833KY5	190596	2000	US TREASURY STRIP	02/27/2009	33,416.00	.000	02/15/2020	50,000.00	3.709	138
912833KY5	190827	2000	US TREASURY STRIP	03/20/2009	33,250.00	.000	02/15/2020	50,000.00	3.775	138
912833KY5	190953	2000	US TREASURY STRIP	03/30/2009	68,408.00	.000	02/15/2020	100,000.00	3.520	138
912833KY5	191119	2000	US TREASURY STRIP	04/13/2009	3,500.00	.000	02/15/2020	5,000.00	3.317	138
912833KY5	191206	2000	US TREASURY STRIP	04/16/2009	33,907.50	.000	02/15/2020	50,000.00	3.617	138
912833KY5	191857	2000	US TREASURY STRIP	04/24/2009	34,140.00	.000	02/15/2020	50,000.00	3.560	138



Run Date: 10/3/2019 12:04:27 PM

Investments Outstanding As Of Date: 9/30/2019

INVENTORY BY MATURITY REPORT

CUSIP	Investment #	Fund	Issuer	Purchase Date	Current Book	Current Rate	Maturity Date	Current Par	YTM	Days to Maturity
912833KY5	194854	2000	US TREASURY STRIP	02/08/2010	66,917.00	.000	02/15/2020	100,000.00	4.050	138
912833KY5	195180	2000	US TREASURY STRIP	03/03/2010	33,727.00	.000	02/15/2020	50,000.00	3.994	138
912833KY5	195387	2000	US TREASURY STRIP	03/12/2010	67,152.00	.000	02/15/2020	100,000.00	4.050	138
912833KY5	195856	2000	US TREASURY STRIP	04/08/2010	33,037.00	.000	02/15/2020	50,000.00	4.249	138
912833KY5	196881	2000	US TREASURY STRIP	04/30/2010	33,954.50	.000	02/15/2020	50,000.00	3.990	138
912833KY5	203855	2000	US TREASURY STRIP	02/28/2011	36,599.00	.000	02/15/2020	50,000.00	3.511	138
912833KY5	204502	2000	US TREASURY STRIP	04/12/2011	73,094.00	.000	02/15/2020	100,000.00	3.575	138
912833KY5	205415	2000	US TREASURY STRIP	05/05/2011	75,074.00	.000	02/15/2020	100,000.00	3.291	138
912833KY5	208698	2000	US TREASURY STRIP	02/16/2012	43,860.00	.000	02/15/2020	50,000.00	1.645	138
912833KY5	208869	2000	US TREASURY STRIP	03/05/2012	87,726.00	.000	02/15/2020	100,000.00	1.654	138
912833KY5	209008	2000	US TREASURY STRIP	03/19/2012	42,684.50	.000	02/15/2020	50,000.00	2.010	138
912833KY5	209133	2000	US TREASURY STRIP	04/05/2012	43,143.00	.000	02/15/2020	50,000.00	1.885	138
912833KY5	209925	2000	US TREASURY STRIP	04/30/2012	43,881.00	.000	02/15/2020	50,000.00	1.682	138
912833KY5	213282	2000	US TREASURY STRIP	03/25/2013	45,726.50	.000	02/15/2020	50,000.00	1.300	138
912833KY5	213357	2000	US TREASURY STRIP	03/28/2013	91,619.00	.000	02/15/2020	100,000.00	1.275	138
912833KY5	213434	2000	US TREASURY STRIP	04/04/2013	46,100.00	.000	02/15/2020	50,000.00	1.186	138
912833KY5	213501	2000	US TREASURY STRIP	04/12/2013	92,646.00	.000	02/15/2020	100,000.00	1.119	138
912833KY5	214252	2000	US TREASURY STRIP	05/02/2013	92,948.00	.000	02/15/2020	100,000.00	1.080	138
912833KY5	216907	2000	US TREASURY STRIP	03/21/2014	223,320.00	.000	02/15/2020	250,000.00	1.920	138
912833KY5	220872	2000	US TREASURY STRIP	02/13/2015	37,034.40	.000	02/15/2020	40,000.00	1.545	138
912833KY5	222345	2000	US TREASURY STRIP	04/30/2015	37,474.00	.000	02/15/2020	40,000.00	1.365	138
912833KY5	225725	2000	USTREASURYSTRIP	03/17/2016	37,922.80	.000	02/15/2020	40,000.00	1.367	138
912833KY5	225754	2000	USTREASURYSTRIP	03/17/2016	17,293.33	.000	02/15/2020	18,250.00	1.380	138
912833KY5	229648	2000	S 0 02-15-20	02/24/2017	49,694.84	.000	02/15/2020	52,000.00	1.530	138
912833KY5	230014	2000	S 0 02-15-20	03/24/2017	382,268.00	.000	02/15/2020	400,000.00	1.571	138
912833KY5	230128	2000	S 0 02-15-20	03/30/2017	239,382.50	.000	02/15/2020	250,000.00	1.512	138
912833KY5	230232	2000	S 0 02-15-20	04/06/2017	47,988.50	.000	02/15/2020	50,000.00	1.440	138
912833KY5	230350	2000	S 0 02-15-20	04/17/2017	38,429.20	.000	02/15/2020	40,000.00	1.420	138
912833KY5	230985	2000	S 0 02-15-20	04/28/2017	240,217.50	.000	02/15/2020	250,000.00	1.430	138
912833KY5	235194	2000	S 0 02-15-20	02/15/2018	38,378.40	.000	02/15/2020	40,000.00	2.080	138
912833KY5	235363	2000	S 0 02-15-20	03/01/2018	38,327.20	.000	02/15/2020	40,000.00	2.190	138
912833KY5	235389	2000	S 0 02-15-20	03/01/2018	38,315.20	.000	02/15/2020	40,000.00	2.206	138
912833KY5	235448	2000	S 0 02-15-20	03/05/2018	191,460.00	.000	02/15/2020	200,000.00	2.250	138



Run Date: 10/3/2019 12:04:27 PM

Investments Outstanding As Of Date: 9/30/2019

INVENTORY BY MATURITY REPORT

CUSIP	Investment #	Fund	Issuer	Purchase Date	Current Book	Current Rate	Maturity Date	Current Par	YTM	Days to Maturity
912833KY5	235521	2000	S 0 02-15-20	03/08/2018	38,338.40	.000	02/15/2020	40,000.00	2.197	138
912833KY5	236303	2000	S 0 02-15-20	04/26/2018	38,285.20	.000	02/15/2020	40,000.00	2.440	138
3133EFZT7	225430	1010	FFCB DEBENTURE	02/24/2016	10,000,000.00	1.400	02/24/2020	10,000,000.00	1.400	147
912796SD2	242513	1000	B 02-27-20	08/29/2019	49,537,416.66	.000	02/27/2020	50,000,000.00	1.847	150
912796SD2	242514	1000	B 02-27-20	08/29/2019	49,537,416.67	.000	02/27/2020	50,000,000.00	1.847	150
912828UQ1	228667	1020	US TREASURY NOTE 1.250 2-2	11/18/2016	14,945,507.81	1.250	02/29/2020	15,000,000.00	1.363	152
166764AR1	223683	1030	CHEVRON CORP	08/13/2015	4,950,000.00	1.961	03/03/2020	5,000,000.00	2.193	155
LD20B0112	242596	3000	BID OHIO	09/04/2019	3,000,000.00	1.850	03/04/2020	3,000,000.00	1.850	156
LD1800324	235517	3050	CONCRETE CORING CO INC.	03/05/2018	39,108.38	1.250	03/05/2020	39,108.38	1.250	157
LD1800332	235518	3050	INDOOR ENVIRONMENTAL SP	03/05/2018	41,569.77	1.250	03/05/2020	41,569.77	1.250	157
LD1800316	235519	3050	MABAM ENTERPRISES INC.	03/05/2018	400,000.00	1.250	03/05/2020	400,000.00	1.250	157
912796TH2	242616	1000	B 03-05-20	09/05/2019	49,541,208.33	.000	03/05/2020	50,000,000.00	1.832	157
912796TH2	242617	1000	B 03-05-20	09/05/2019	49,541,208.34	.000	03/05/2020	50,000,000.00	1.832	157
30231GAG7	223765	1030	EXXON MOBIL CORPORATION	08/20/2015	4,969,300.00	1.912	03/06/2020	5,000,000.00	2.054	158
LD1800340	235557	3050	TAWA LANDSCAPE SUPPLY	03/06/2018	125,000.00	1.250	03/06/2020	125,000.00	1.250	158
LD1800357	235578	3050	QUALITY MASONRY COMPANY	03/07/2018	138,239.00	1.250	03/06/2020	138,239.00	1.250	158
LD1800365	235611	3050	JOES LANDSCAPING BEAVERC	03/09/2018	321,053.12	1.250	03/09/2020	321,053.12	1.250	161
24422ESW0	222732	1030	JOHN DEERE CAPITAL CORP	05/29/2015	10,040,600.00	2.050	03/10/2020	10,000,000.00	1.960	162
LD1800373	235635	3050	VON SOSSAN CONTRACTING I	03/14/2018	400,000.00	1.250	03/13/2020	400,000.00	1.250	165
912828W63	237203	1020	T 1 5-8 03-15-20	06/25/2018	9,846,875.00	1.625	03/15/2020	10,000,000.00	2.538	167
912796TL3	242781	1000	B 03-19-20	09/19/2019	49,537,416.67	.000	03/19/2020	50,000,000.00	1.847	171
912796TL3	242837	1000	B 03-19-20	09/20/2019	49,537,444.45	.000	03/19/2020	50,000,000.00	1.857	171
912796TL3	242838	1000	B 03-19-20	09/20/2019	49,537,444.44	.000	03/19/2020	50,000,000.00	1.857	171
LD1800381	235660	3050	VIVO BROTHERS	03/20/2018	225,655.26	1.250	03/20/2020	225,655.26	1.250	172
LD1800399	235675	3050	CEDAR HILL LEASING	03/21/2018	116,538.13	1.250	03/20/2020	116,538.13	1.250	172
EC1801231	235676	3030	PAMELA FLETCHER	03/21/2018	69,490.00	1.250	03/20/2020	69,490.00	1.250	172
EC1801223	235677	3030	GERALD SZELAGOWSKI SR	03/21/2018	228,578.00	1.250	03/20/2020	228,578.00	1.250	172
EC1801215	235678	3030	GARY AND CONSTANCE BARR	03/21/2018	91,967.70	1.250	03/20/2020	91,967.70	1.250	172
EC1801207	235679	3030	RANDY RUCHOTZKE	03/21/2018	87,470.00	1.250	03/20/2020	87,470.00	1.250	172
EC1801199	235680	3030	CRAIG JONES	03/21/2018	56,275.00	1.250	03/20/2020	56,275.00	1.250	172
EC1801181	235681	3030	MARLIN AND LAURA BOYD	03/21/2018	301,322.00	1.250	03/20/2020	301,322.00	1.250	172
EC1801173	235682	3030	SETH JONES	03/21/2018	175,000.00	1.250	03/20/2020	175,000.00	1.250	172
EC1801165	235683	3030	LEON JOSEPH	03/21/2018	24,200.00	1.250	03/20/2020	24,200.00	1.250	172



Run Date: 10/3/2019 12:04:27 PM

Investments Outstanding As Of Date: 9/30/2019

INVENTORY BY MATURITY REPORT

CUSIP	Investment #	Fund	Issuer	Purchase Date	Current Book	Current Rate	Maturity Date	Current Par	YTM	Days to Maturity
EC1801157	235684	3030	WILLIAM AND BEVERLY MITTE	03/21/2018	179,200.00	1.250	03/20/2020	179,200.00	1.250	172
3133EFR25	225793	1010	FFCB DEBENTURE	03/23/2016	9,227,376.00	1.590	03/23/2020	9,220,000.00	1.569	175
3133EFR25	231855	1010	FFCB 1.59 03-23-20	06/26/2017	4,997,950.00	1.590	03/23/2020	5,000,000.00	1.605	175
912796SH3	242917	1000	B 03-26-20	09/26/2019	49,532,361.11	.000	03/26/2020	50,000,000.00	1.867	178
912796SH3	242918	1000	B 03-26-20	09/26/2019	49,532,361.11	.000	03/26/2020	50,000,000.00	1.867	178
912796SH3	242919	1000	B 03-26-20	09/26/2019	49,532,361.11	.000	03/26/2020	50,000,000.00	1.867	178
LD1800407	235776	3050	VANOVER TRUCKING LLC	03/29/2018	62,468.93	1.500	03/27/2020	62,468.93	1.500	179
3134G8RP6	225810	1010	FHLMC MEDIUM TERM NOTE	03/30/2016	6,212,446.00	1.500	03/30/2020	6,205,000.00	1.469	182
3134G8TY5	225877	1010	FHLMC MEDIUM TERM NOTE	03/30/2016	10,000,000.00	1.420	03/30/2020	10,000,000.00	1.420	182
912828J84	222428	1020	US TREASURY NOTE	05/04/2015	9,959,375.00	1.375	03/31/2020	10,000,000.00	1.461	183
912828UV0	226633	1020	US TREASURY NOTE 1.125 3-3	05/02/2016	9,993,750.00	1.125	03/31/2020	10,000,000.00	1.141	183
912828J84	228845	1020	T 1 3-8 03-31-20	12/12/2016	9,967,968.75	1.375	03/31/2020	10,000,000.00	1.475	183
46513XGF1	230151	1010	ISRAEL BOND	04/03/2017	7,500,000.00	2.860	04/01/2020	7,500,000.00	2.860	184
46513XHFO	230152	1010	ISRAEL FLOATING RATE BOND	04/03/2017	7,500,000.00	3.363	04/01/2020	7,500,000.00	3.363	184
46513XBF6	230153	1010	ISRAEL BOND	04/03/2017	10,000,000.00	2.460	04/01/2020	10,000,000.00	2.460	184
3133EGXN0	228180	1010	FFCB DEBENTURE 1.240 4-06-	10/06/2016	9,998,000.00	1.240	04/06/2020	10,000,000.00	1.246	189
EC1801249	235835	3030	CARL GRANT	04/06/2018	25,000.00	1.500	04/06/2020	25,000.00	1.500	189
LD1800415	235836	3050	BARNES ROCKS LLC	04/06/2018	30,000.00	1.500	04/06/2020	30,000.00	1.500	189
EC1801256	235846	3030	WILLIAM MACEK	04/09/2018	112,760.00	1.500	04/09/2020	112,760.00	1.500	192
LD1800423	235879	3050	D&E MACHINE COMPANY	04/12/2018	32,695.00	1.500	04/10/2020	32,695.00	1.500	193
3133EF2L0	226074	1010	FFCB DEBENTURE 1.400 4-13-	04/20/2016	9,992,000.00	1.400	04/13/2020	10,000,000.00	1.421	196
76116EGT1	179056	2000	REF CORP STRIP	11/28/2006	36,688.40	.000	04/15/2020	70,000.00	4.887	198
AG1900830	240359	3010	JAMES BLUCK - BOTTOM LINE	04/17/2019	150,000.00	1.490	04/15/2020	150,000.00	1.490	198
AG1900293	240360	3010	R. MARK LYMANSTALL	04/17/2019	125,000.00	1.490	04/15/2020	125,000.00	1.490	198
AG1900913	240362	3010	DAVID WEHRI	04/17/2019	40,000.00	1.490	04/15/2020	40,000.00	1.490	198
AG1900814	240363	3010	RAY S. GOYINGS	04/17/2019	80,000.00	1.490	04/15/2020	80,000.00	1.490	198
AG1900970	240364	3010	NICKY WILLIAMS	04/17/2019	150,000.00	1.490	04/15/2020	150,000.00	1.490	198
AG1900574	240366	3010	JEFFREY L. TURNER	04/17/2019	150,000.00	1.490	04/15/2020	150,000.00	1.490	198
AG1900517	240367	3010	TOMMY BEST	04/17/2019	150,000.00	1.490	04/15/2020	150,000.00	1.490	198
AG1903172	240368	3010	SAMUEL WELCH	04/17/2019	90,000.00	1.490	04/15/2020	90,000.00	1.490	198
AG1900673	240370	3010	SCHMIDT BROS INC	04/17/2019	150,000.00	1.490	04/15/2020	150,000.00	1.490	198
AG1900251	240371	3010	JOHN HASCH JR	04/17/2019	25,000.00	1.490	04/15/2020	25,000.00	1.490	198
AG1900020	240372	3010	WINEGARDNER BROTHERS LL	04/17/2019	150,000.00	1.490	04/15/2020	150,000.00	1.490	198



Run Date: 10/3/2019 12:04:27 PM

Investments Outstanding As Of Date: 9/30/2019

INVENTORY BY MATURITY REPORT

CUSIP	Investment #	Fund	Issuer	Purchase Date	Current Book	Current Rate	Maturity Date	Current Par	YTM	Days to Maturity
AG1903412	240373	3010	BRYAN HUPP	04/17/2019	150,000.00	1.490	04/15/2020	150,000.00	1.490	198
AG1901416	240374	3010	DAMRON FARMS	04/17/2019	15,500.00	1.490	04/15/2020	15,500.00	1.490	198
AG1901432	240375	3010	JAMES WATKINS	04/17/2019	100,000.00	1.490	04/15/2020	100,000.00	1.490	198
AG1901440	240376	3010	CONDIT FARMS	04/17/2019	150,000.00	1.490	04/15/2020	150,000.00	1.490	198
AG1901457	240377	3010	JUSTICE LAND AND CATTLE C	04/17/2019	150,000.00	1.490	04/15/2020	150,000.00	1.490	198
AG1901465	240378	3010	LEEDS FARMS	04/17/2019	100,000.00	1.490	04/15/2020	100,000.00	1.490	198
AG1901473	240379	3010	JAMES MONROE	04/17/2019	135,000.00	1.490	04/15/2020	135,000.00	1.490	198
AG1901481	240380	3010	MAPLE LANE FAMILY FARMS L	04/17/2019	150,000.00	1.490	04/15/2020	150,000.00	1.490	198
AG1901424	240381	3010	O DAVE WILSON	04/17/2019	10,000.00	1.490	04/15/2020	10,000.00	1.490	198
AG1901309	240382	3010	MICHAEL R OMAN	04/17/2019	100,000.00	1.490	04/15/2020	100,000.00	1.490	198
AG1901374	240383	3010	LUKE BRILL	04/17/2019	25,000.00	1.490	04/15/2020	25,000.00	1.490	198
AG1901283	240384	3010	MITCHELLS BERRIES LLC	04/17/2019	15,000.00	1.490	04/15/2020	15,000.00	1.490	198
AG1901317	240385	3010	BENJAMIN WATKINS	04/17/2019	115,000.00	1.490	04/15/2020	115,000.00	1.490	198
AG1901325	240386	3010	JEFFREY WALL	04/17/2019	125,000.00	1.490	04/15/2020	125,000.00	1.490	198
AG1901333	240387	3010	MICHAEL SULLIVAN	04/17/2019	12,000.00	1.490	04/15/2020	12,000.00	1.490	198
AG1901341	240388	3010	COREY HALL	04/17/2019	90,000.00	1.490	04/15/2020	90,000.00	1.490	198
AG1901358	240389	3010	SUNNY LANE FARM	04/17/2019	150,000.00	1.490	04/15/2020	150,000.00	1.490	198
AG1901366	240390	3010	JAMES JEREW	04/17/2019	150,000.00	1.490	04/15/2020	150,000.00	1.490	198
AG1905342	240391	3010	WILSON ETT	04/17/2019	150,000.00	1.490	04/15/2020	150,000.00	1.490	198
AG1905367	240392	3010	GREGORY WELLS	04/17/2019	50,000.00	1.490	04/15/2020	50,000.00	1.490	198
AG1905359	240393	3010	RLI AG LLC	04/17/2019	150,000.00	1.490	04/15/2020	150,000.00	1.490	198
AG1901127	240394	3010	LEEDS BROTHERS LLC	04/17/2019	120,000.00	1.490	04/15/2020	120,000.00	1.490	198
AG1901135	240395	3010	ROBERT HALLEY	04/17/2019	25,000.00	1.490	04/15/2020	25,000.00	1.490	198
AG1901143	240396	3010	HALLEY ACKLEY	04/17/2019	100,000.00	1.490	04/15/2020	100,000.00	1.490	198
AG1901150	240397	3010	KRAMER HOMESTEAD INC	04/17/2019	130,000.00	1.490	04/15/2020	130,000.00	1.490	198
AG1901168	240398	3010	JJ WALTON FARMS LLC	04/17/2019	150,000.00	1.490	04/15/2020	150,000.00	1.490	198
AG1901176	240399	3010	ROBERT C MITCHELL	04/17/2019	150,000.00	1.490	04/15/2020	150,000.00	1.490	198
AG1901184	240400	3010	KYLE HOSTETLER	04/17/2019	75,000.00	1.490	04/15/2020	75,000.00	1.490	198
AG1901192	240401	3010	HOSTETLER FAMILY FARMS LL	04/17/2019	150,000.00	1.490	04/15/2020	150,000.00	1.490	198
AG1901200	240402	3010	H and J FARMS LLC	04/17/2019	150,000.00	1.490	04/15/2020	150,000.00	1.490	198
AG1901218	240403	3010	JOHN KAUFFMAN JR	04/17/2019	150,000.00	1.490	04/15/2020	150,000.00	1.490	198
AG1901226	240404	3010	RAYMOND KUHN	04/17/2019	100,000.00	1.490	04/15/2020	100,000.00	1.490	198
AG1901234	240405	3010	MATTIX FARMS LLC	04/17/2019	150,000.00	1.490	04/15/2020	150,000.00	1.490	198



Run Date: 10/3/2019 12:04:27 PM

Investments Outstanding As Of Date: 9/30/2019

INVENTORY BY MATURITY REPORT

CUSIP	Investment #	Fund	Issuer	Purchase Date	Current Book	Current Rate	Maturity Date	Current Par	YTM	Days to Maturity
AG1901242	240406	3010	GUY GREEN	04/17/2019	150,000.00	1.490	04/15/2020	150,000.00	1.490	198
AG1901259	240407	3010	JEFF ROBINSON FARMS LLC	04/17/2019	150,000.00	1.490	04/15/2020	150,000.00	1.490	198
AG1901267	240408	3010	NAVE FIELD FARMS LLC	04/17/2019	150,000.00	1.490	04/15/2020	150,000.00	1.490	198
AG1901275	240409	3010	LOCIN FARM LLC	04/17/2019	50,000.00	1.490	04/15/2020	50,000.00	1.490	198
AG1901291	240410	3010	B and B AG LLC	04/17/2019	125,000.00	1.490	04/15/2020	125,000.00	1.490	198
AG1901382	240411	3010	ROGERS FARMLAND MANAGE	04/17/2019	150,000.00	1.490	04/15/2020	150,000.00	1.490	198
AG1901390	240412	3010	MILLCREEK GARDENS LLC	04/17/2019	150,000.00	1.490	04/15/2020	150,000.00	1.490	198
AG1901408	240413	3010	JMR FARMS	04/17/2019	150,000.00	1.490	04/15/2020	150,000.00	1.490	198
AG1902117	240414	3010	SCOTT CONRAD	04/17/2019	150,000.00	1.490	04/15/2020	150,000.00	1.490	198
AG1902125	240415	3010	JOHN GROSS	04/17/2019	20,000.00	1.490	04/15/2020	20,000.00	1.490	198
AG1902133	240416	3010	RON and JOE LUMBREZER FAR	04/17/2019	40,500.00	1.490	04/15/2020	40,500.00	1.490	198
AG1902190	240417	3010	M and P EISEL FARMS LLC	04/17/2019	125,000.00	1.490	04/15/2020	125,000.00	1.490	198
AG1902141	240418	3010	BRENT STUDENKA	04/17/2019	50,500.00	1.490	04/15/2020	50,500.00	1.490	198
AG1902208	240419	3010	DONALD BUCKENMEYER	04/17/2019	100,000.00	1.490	04/15/2020	100,000.00	1.490	198
AG1902158	240420	3010	KEITH TRUCKOR	04/17/2019	150,000.00	1.490	04/15/2020	150,000.00	1.490	198
AG1902216	240421	3010	WILLIAM J. BUCKENMEYER	04/17/2019	135,000.00	1.490	04/15/2020	135,000.00	1.490	198
AG1902166	240422	3010	HUSKINS FARMS	04/17/2019	150,000.00	1.490	04/15/2020	150,000.00	1.490	198
AG1902224	240423	3010	JAN SHULL	04/17/2019	50,000.00	1.490	04/15/2020	50,000.00	1.490	198
AG1902174	240424	3010	SCOTT GILLEN	04/17/2019	100,000.00	1.490	04/15/2020	100,000.00	1.490	198
AG1901044	240425	3010	NOAH KEMP	04/17/2019	50,000.00	1.490	04/15/2020	50,000.00	1.490	198
AG1901051	240426	3010	MARK WOLFE	04/17/2019	40,000.00	1.490	04/15/2020	40,000.00	1.490	198
AG1901069	240427	3010	KEMP and SONS FARMS LLC	04/17/2019	150,000.00	1.490	04/15/2020	150,000.00	1.490	198
AG1901036	240428	3010	PRINKEY FARMS	04/17/2019	25,000.00	1.490	04/15/2020	25,000.00	1.490	198
AG1901077	240429	3010	Jeremy Gildow	04/17/2019	35,000.00	1.490	04/15/2020	35,000.00	1.490	198
AG1901085	240430	3010	Danny Craig	04/17/2019	30,000.00	1.490	04/15/2020	30,000.00	1.490	198
AG1901093	240431	3010	TIM LYDEN FARMS	04/17/2019	108,000.00	1.490	04/15/2020	108,000.00	1.490	198
AG1901101	240432	3010	MARK KISE	04/17/2019	125,000.00	1.490	04/15/2020	125,000.00	1.490	198
AG1901119	240433	3010	D and S FAMILY FARMS LTD	04/17/2019	150,000.00	1.490	04/15/2020	150,000.00	1.490	198
AG1902620	240434	3010	RONALD WRIGHT	04/17/2019	45,250.00	1.490	04/15/2020	45,250.00	1.490	198
AG1902638	240435	3010	BRIAN NEELEY	04/17/2019	120,350.00	1.490	04/15/2020	120,350.00	1.490	198
AG1902646	240436	3010	DAVID BRANDT	04/17/2019	145,350.00	1.490	04/15/2020	145,350.00	1.490	198
AG1902653	240437	3010	WALNUT CREEK SEEDS LLC	04/17/2019	150,000.00	1.490	04/15/2020	150,000.00	1.490	198
AG1902661	240438	3010	J DUSTIN HINES	04/17/2019	100,350.00	1.490	04/15/2020	100,350.00	1.490	198



Run Date: 10/3/2019 12:04:27 PM

Investments Outstanding As Of Date: 9/30/2019

INVENTORY BY MATURITY REPORT

CUSIP	Investment #	Fund	Issuer	Purchase Date	Current Book	Current Rate	Maturity Date	Current Par	YTM	Days to Maturity
AG1903750	240439	3010	JONATHON EVANS	04/17/2019	4,000.00	1.490	04/15/2020	4,000.00	1.490	198
AG1902547	240440	3010	NANCY CLAYPOOL	04/17/2019	150,000.00	1.490	04/15/2020	150,000.00	1.490	198
AG1903941	240441	3010	RYAN SKEENS	04/17/2019	25,000.00	1.490	04/15/2020	25,000.00	1.490	198
AG1903966	240442	3010	TREVOR DOWNS	04/17/2019	100,000.00	1.490	04/15/2020	100,000.00	1.490	198
AG1903677	240443	3010	GLENN GULICK	04/17/2019	150,000.00	1.490	04/15/2020	150,000.00	1.490	198
AG1902877	240444	3010	CALVIN HANES	04/17/2019	25,000.00	1.490	04/15/2020	25,000.00	1.490	198
AG1902950	240445	3010	GRANVILLE MILLING COMPAN	04/17/2019	150,000.00	1.490	04/15/2020	150,000.00	1.490	198
AG1902968	240446	3010	WATTS FARMS INC	04/17/2019	150,000.00	1.490	04/15/2020	150,000.00	1.490	198
AG1903958	240447	3010	SAMUEL NICHOLSON	04/17/2019	25,000.00	1.490	04/15/2020	25,000.00	1.490	198
AG1902067	240448	3010	JACK PATEK	04/17/2019	100,000.00	1.490	04/15/2020	100,000.00	1.490	198
AG1902075	240449	3010	JEFFREY TRUCKOR	04/17/2019	150,000.00	1.490	04/15/2020	150,000.00	1.490	198
AG1902083	240450	3010	SIMON BROTHERS	04/17/2019	100,000.00	1.490	04/15/2020	100,000.00	1.490	198
AG1902091	240451	3010	SZABO FARMS LLC	04/17/2019	150,000.00	1.490	04/15/2020	150,000.00	1.490	198
AG1902182	240452	3010	STEPHEN BETTINGER	04/17/2019	35,095.00	1.490	04/15/2020	35,095.00	1.490	198
AG1902109	240453	3010	LARRY VANDENBUSCHE	04/17/2019	80,000.00	1.490	04/15/2020	80,000.00	1.490	198
AG1902893	240454	3010	DALE SMITH	04/17/2019	75,000.00	1.490	04/15/2020	75,000.00	1.490	198
AG1903867	240455	3010	JAMES K MINSHALL	04/17/2019	55,000.00	1.490	04/15/2020	55,000.00	1.490	198
AG1903875	240456	3010	RYAN SKINNER	04/17/2019	20,000.00	1.490	04/15/2020	20,000.00	1.490	198
AG1903222	240457	3010	RUSSELL WISCHMEYER	04/17/2019	130,250.00	1.490	04/15/2020	130,250.00	1.490	198
AG1903883	240458	3010	GEARHART FARMS	04/17/2019	150,000.00	1.490	04/15/2020	150,000.00	1.490	198
AG1903230	240459	3010	SAMUEL DULAP	04/17/2019	150,000.00	1.490	04/15/2020	150,000.00	1.490	198
AG1903891	240460	3010	DAVID R WIGET	04/17/2019	85,000.00	1.490	04/15/2020	85,000.00	1.490	198
AG1903248	240461	3010	PAUL RHOADS	04/17/2019	36,250.00	1.490	04/15/2020	36,250.00	1.490	198
AG1903255	240462	3010	JAMES WINTER	04/17/2019	25,000.00	1.490	04/15/2020	25,000.00	1.490	198
AG1902695	240463	3010	ANDREW DUNLAP	04/17/2019	125,000.00	1.490	04/15/2020	125,000.00	1.490	198
AG1902703	240464	3010	ROWLES ENTERPRISES LTD	04/17/2019	150,000.00	1.490	04/15/2020	150,000.00	1.490	198
AG1902711	240465	3010	ROB STILWELL	04/17/2019	150,000.00	1.490	04/15/2020	150,000.00	1.490	198
AG1902729	240466	3010	STEVE SUVER	04/17/2019	150,000.00	1.490	04/15/2020	150,000.00	1.490	198
AG1902737	240467	3010	TWO L FARMS INC	04/17/2019	100,000.00	1.490	04/15/2020	100,000.00	1.490	198
AG1902745	240468	3010	JOHN G WAIDELICH	04/17/2019	150,000.00	1.490	04/15/2020	150,000.00	1.490	198
AG1903982	240469	3010	TYLER RAWLINS	04/17/2019	70,000.00	1.490	04/15/2020	70,000.00	1.490	198
AG1903263	240470	3010	MARY HADDOX	04/17/2019	30,000.00	1.490	04/15/2020	30,000.00	1.490	198
AG1903271	240471	3010	GEARHART BROS FARM	04/17/2019	75,000.00	1.490	04/15/2020	75,000.00	1.490	198



Run Date: 10/3/2019 12:04:27 PM

Investments Outstanding As Of Date: 9/30/2019

INVENTORY BY MATURITY REPORT

CUSIP	Investment #	Fund	Issuer	Purchase Date	Current Book	Current Rate	Maturity Date	Current Par	YTM	Days to Maturity
AG1902604	240472	3010	SCOTT SHARP	04/17/2019	15,250.00	1.490	04/15/2020	15,250.00	1.490	198
AG1902612	240473	3010	BRADLEE BOWERS	04/17/2019	40,250.00	1.490	04/15/2020	40,250.00	1.490	198
AG1903214	240474	3010	COLUMBUS TURF NURSERY LT	04/17/2019	150,000.00	1.490	04/15/2020	150,000.00	1.490	198
AG1902679	240475	3010	STEVE RICKLY	04/17/2019	20,000.00	1.490	04/15/2020	20,000.00	1.490	198
AG1902687	240476	3010	STRICKLER FARMS LLC	04/17/2019	150,000.00	1.490	04/15/2020	150,000.00	1.490	198
AG1903974	240477	3010	LYLE RICER	04/17/2019	50,000.00	1.490	04/15/2020	50,000.00	1.490	198
AG1901499	240478	3010	JANET GENTIS	04/17/2019	100,000.00	1.490	04/15/2020	100,000.00	1.490	198
AG1901978	240479	3010	JOHN WEAVER	04/17/2019	150,000.00	1.490	04/15/2020	150,000.00	1.490	198
AG1901671	240480	3010	JEFFREY THOMPSON	04/17/2019	150,000.00	1.490	04/15/2020	150,000.00	1.490	198
AG1901697	240481	3010	LAMAR RATLIFF FARMS LLC	04/17/2019	150,000.00	1.490	04/15/2020	150,000.00	1.490	198
AG1901523	240482	3010	JAMES AND LARRY TIMMONS	04/17/2019	150,000.00	1.490	04/15/2020	150,000.00	1.490	198
AG1901846	240483	3010	CHRIS VALLERY	04/17/2019	150,000.00	1.490	04/15/2020	150,000.00	1.490	198
AG1902406	240484	3010	DAVID ROUSH	04/17/2019	75,000.00	1.490	04/15/2020	75,000.00	1.490	198
AG1902554	240485	3010	DAVID CLAYPOOL	04/17/2019	150,000.00	1.490	04/15/2020	150,000.00	1.490	198
AG1903289	240486	3010	BRADY MILLER	04/17/2019	75,000.00	1.490	04/15/2020	75,000.00	1.490	198
AG1903297	240487	3010	RYAN MAST	04/17/2019	150,000.00	1.490	04/15/2020	150,000.00	1.490	198
AG1903305	240488	3010	A & R FARMS OHIO LLC	04/17/2019	150,000.00	1.490	04/15/2020	150,000.00	1.490	198
AG1903313	240489	3010	RHOADS GARDEN CENTER IN	04/17/2019	150,000.00	1.490	04/15/2020	150,000.00	1.490	198
AG1903321	240490	3010	PENCE FARM	04/17/2019	150,000.00	1.490	04/15/2020	150,000.00	1.490	198
AG1903909	240491	3010	JARED LYLE	04/17/2019	20,000.00	1.490	04/15/2020	20,000.00	1.490	198
AG1903339	240492	3010	JAY H WIPPEL	04/17/2019	150,000.00	1.490	04/15/2020	150,000.00	1.490	198
AG1903347	240493	3010	RADCLIFF VENTURES LLC	04/17/2019	150,000.00	1.490	04/15/2020	150,000.00	1.490	198
AG1903354	240494	3010	KYLE REICHELDERFER	04/17/2019	150,000.00	1.490	04/15/2020	150,000.00	1.490	198
AG1902752	240495	3010	JOHN FOX	04/17/2019	150,000.00	1.490	04/15/2020	150,000.00	1.490	198
AG1903362	240496	3010	GAB HAMMAN FARMS	04/17/2019	150,000.00	1.490	04/15/2020	150,000.00	1.490	198
AG1901986	240497	3010	RIDDLE BROTHERS	04/17/2019	50,000.00	1.490	04/15/2020	50,000.00	1.490	198
AG1901663	240498	3010	BONHAM FARMS LLC	04/17/2019	150,000.00	1.490	04/15/2020	150,000.00	1.490	198
AG1901994	240499	3010	JOHN KINZER JR.	04/17/2019	150,000.00	1.490	04/15/2020	150,000.00	1.490	198
AG1901705	240500	3010	MICHAEL LANMAN	04/17/2019	150,000.00	1.490	04/15/2020	150,000.00	1.490	198
AG1901564	240501	3010	DANIEL MAXSON	04/17/2019	40,000.00	1.490	04/15/2020	40,000.00	1.490	198
AG1902034	240502	3010	MARY LU SWARTZ	04/17/2019	75,000.00	1.490	04/15/2020	75,000.00	1.490	198
AG1903792	240503	3010	PAUL D BROWN	04/17/2019	80,000.00	1.490	04/15/2020	80,000.00	1.490	198
AG1901762	240504	3010	CURTIS COOLEY	04/17/2019	150,000.00	1.490	04/15/2020	150,000.00	1.490	198



Run Date: 10/3/2019 12:04:27 PM

Investments Outstanding As Of Date: 9/30/2019

INVENTORY BY MATURITY REPORT

CUSIP	Investment #	Fund	Issuer	Purchase Date	Current Book	Current Rate	Maturity Date	Current Par	YTM	Days to Maturity
AG1901838	240505	3010	JOSHUA BLAZIER	04/17/2019	150,000.00	1.490	04/15/2020	150,000.00	1.490	198
AG1901788	240506	3010	JONATHAN DAVID KING	04/17/2019	50,000.00	1.490	04/15/2020	50,000.00	1.490	198
AG1901531	240507	3010	WINDY KNOLL FARM	04/17/2019	50,000.00	1.490	04/15/2020	50,000.00	1.490	198
AG1901598	240508	3010	KENNETH OSBORN	04/17/2019	150,000.00	1.490	04/15/2020	150,000.00	1.490	198
AG1901853	240509	3010	KEITH ROBERTS	04/17/2019	150,000.00	1.490	04/15/2020	150,000.00	1.490	198
AG1901549	240510	3010	LARRY TIMMONS JR	04/17/2019	50,000.00	1.490	04/15/2020	50,000.00	1.490	198
AG1901879	240511	3010	BRUCE ROBERTS	04/17/2019	150,000.00	1.490	04/15/2020	150,000.00	1.490	198
AG1903461	240512	3010	DRESBACH FARMS INCORPOR	04/17/2019	150,000.00	1.490	04/15/2020	150,000.00	1.490	198
AG1902000	240513	3010	RATLIFF FARMS	04/17/2019	150,000.00	1.490	04/15/2020	150,000.00	1.490	198
AG1901887	240514	3010	THOMPSON CREEK FARMS LLC	04/17/2019	150,000.00	1.490	04/15/2020	150,000.00	1.490	198
AG1901713	240515	3010	NEAL NOBLE	04/17/2019	150,000.00	1.490	04/15/2020	150,000.00	1.490	198
AG1901754	240516	3010	JOHN KURIVIAL	04/17/2019	150,000.00	1.490	04/15/2020	150,000.00	1.490	198
AG1900434	240517	3010	CHARLES SMITH	04/17/2019	150,000.00	1.490	04/15/2020	150,000.00	1.490	198
AG1900269	240518	3010	PHILIP WAGNER	04/17/2019	100,000.00	1.490	04/15/2020	100,000.00	1.490	198
AG1900277	240519	3010	TED LYMANSTALL	04/17/2019	65,000.00	1.490	04/15/2020	65,000.00	1.490	198
AG1900848	240520	3010	TROYER FAMILY FARMS	04/17/2019	150,000.00	1.490	04/15/2020	150,000.00	1.490	198
AG1900855	240521	3010	LYNN FITZWATER	04/17/2019	60,000.00	1.490	04/15/2020	60,000.00	1.490	198
AG1900285	240522	3010	RICHARD YODER	04/17/2019	150,000.00	1.490	04/15/2020	150,000.00	1.490	198
AG1900707	240523	3010	ROBERT SCHICK	04/17/2019	150,000.00	1.490	04/15/2020	150,000.00	1.490	198
AG1900863	240524	3010	STEVEN TROYER	04/17/2019	35,000.00	1.490	04/15/2020	35,000.00	1.490	198
AG1900301	240525	3010	CHRISTOPHER MAXWELL	04/17/2019	40,000.00	1.490	04/15/2020	40,000.00	1.490	198
AG1900319	240526	3010	PHILIP YODER	04/17/2019	150,000.00	1.490	04/15/2020	150,000.00	1.490	198
AG1900327	240527	3010	JEFFREY PETER	04/17/2019	150,000.00	1.490	04/15/2020	150,000.00	1.490	198
AG1900335	240528	3010	CHARLES BADEN	04/17/2019	125,000.00	1.490	04/15/2020	125,000.00	1.490	198
AG1900715	240529	3010	TODD FARMS & EXCAVATING	04/17/2019	150,000.00	1.490	04/15/2020	150,000.00	1.490	198
AG1900343	240530	3010	A&C EQUIPMENT LLC	04/17/2019	150,000.00	1.490	04/15/2020	150,000.00	1.490	198
AG1900723	240531	3010	L. PAUL ADAM REVOCABLE LI	04/17/2019	150,000.00	1.490	04/15/2020	150,000.00	1.490	198
AG1900871	240532	3010	HOMIER FARMS INC	04/17/2019	150,000.00	1.490	04/15/2020	150,000.00	1.490	198
AG1900731	240533	3010	GREGORY TROYER	04/17/2019	150,000.00	1.490	04/15/2020	150,000.00	1.490	198
AG1900350	240534	3010	MARK WILKERSON	04/17/2019	75,000.00	1.490	04/15/2020	75,000.00	1.490	198
AG1900368	240535	3010	JERRY LISKA	04/17/2019	150,000.00	1.490	04/15/2020	150,000.00	1.490	198
AG1900376	240536	3010	TROYER CUSTOM FARMING	04/17/2019	100,000.00	1.490	04/15/2020	100,000.00	1.490	198
AG1900640	240537	3010	ROGER GERSCHUTZ	04/17/2019	150,000.00	1.490	04/15/2020	150,000.00	1.490	198



Run Date: 10/3/2019 12:04:27 PM

Investments Outstanding As Of Date: 9/30/2019

INVENTORY BY MATURITY REPORT

CUSIP	Investment #	Fund	Issuer	Purchase Date	Current Book	Current Rate	Maturity Date	Current Par	YTM	Days to Maturity
AG1900889	240538	3010	DAKS INVESTMENTS INC	04/17/2019	150,000.00	1.490	04/15/2020	150,000.00	1.490	198
AG1900384	240539	3010	PAHL FARMS LLC	04/17/2019	150,000.00	1.490	04/15/2020	150,000.00	1.490	198
AG1900392	240540	3010	RANDAL ROSEBROCK	04/17/2019	150,000.00	1.490	04/15/2020	150,000.00	1.490	198
AG1900897	240541	3010	CUSTOM AG INNOVATIONS	04/17/2019	150,000.00	1.490	04/15/2020	150,000.00	1.490	198
AG1901002	240542	3010	SAND RIDGE FARM LLC	04/17/2019	80,000.00	1.490	04/15/2020	80,000.00	1.490	198
AG1900749	240543	3010	ROBERT NONEMAN	04/17/2019	150,000.00	1.490	04/15/2020	150,000.00	1.490	198
AG1900905	240544	3010	MVH CUSTOM WORK LLC	04/17/2019	75,000.00	1.490	04/15/2020	75,000.00	1.490	198
AG1900756	240545	3010	BRYANT TROYER	04/17/2019	35,000.00	1.490	04/15/2020	35,000.00	1.490	198
AG1900400	240546	3010	MARK ANKNEY	04/17/2019	22,000.00	1.490	04/15/2020	22,000.00	1.490	198
AG1900228	240547	3010	CAMDEN WINTERS	04/17/2019	50,000.00	1.490	04/15/2020	50,000.00	1.490	198
AG1900764	240548	3010	WILLOW TREE FARMS LLC	04/17/2019	150,000.00	1.490	04/15/2020	150,000.00	1.490	198
AG1900038	240549	3010	TODD MASON	04/17/2019	50,000.00	1.490	04/15/2020	50,000.00	1.490	198
AG1900681	240550	3010	ROBERT SMALLEY	04/17/2019	150,000.00	1.490	04/15/2020	150,000.00	1.490	198
AG1900046	240551	3010	DAVID YOUNGPETER	04/17/2019	150,000.00	1.490	04/15/2020	150,000.00	1.490	198
AG1900772	240552	3010	WENNINGER FARMS LLC	04/17/2019	150,000.00	1.490	04/15/2020	150,000.00	1.490	198
AG1900053	240553	3010	RANDY POHLMAN	04/17/2019	150,000.00	1.490	04/15/2020	150,000.00	1.490	198
AG1900780	240554	3010	MARVIN THOMPSON	04/17/2019	100,000.00	1.490	04/15/2020	100,000.00	1.490	198
AG1900798	240555	3010	BRADY FAMILY PARTNERSHIP	04/17/2019	150,000.00	1.490	04/15/2020	150,000.00	1.490	198
AG1900061	240556	3010	DORVIN BEAR	04/17/2019	150,000.00	1.490	04/15/2020	150,000.00	1.490	198
AG1900079	240557	3010	NORBERT EBBESKOTTE	04/17/2019	25,000.00	1.490	04/15/2020	25,000.00	1.490	198
AG1900418	240558	3010	ALLAN LUCAS	04/17/2019	55,000.00	1.490	04/15/2020	55,000.00	1.490	198
AG1900087	240559	3010	JEFFERY HAYS	04/17/2019	85,000.00	1.490	04/15/2020	85,000.00	1.490	198
AG1900806	240560	3010	DAVID NOGGLE	04/17/2019	70,000.00	1.490	04/15/2020	70,000.00	1.490	198
AG1900095	240561	3010	BALLINGER FARMS	04/17/2019	150,000.00	1.490	04/15/2020	150,000.00	1.490	198
AG1900103	240562	3010	C&S BIXEL FARMS	04/17/2019	150,000.00	1.490	04/15/2020	150,000.00	1.490	198
AG1900442	240563	3010	SSB FARMS LLC	04/17/2019	90,000.00	1.490	04/15/2020	90,000.00	1.490	198
AG1900111	240564	3010	MICHAEL J. STECHSCHULTE	04/17/2019	150,000.00	1.490	04/15/2020	150,000.00	1.490	198
AG1900129	240565	3010	KAHLE BROS FARMS	04/17/2019	150,000.00	1.490	04/15/2020	150,000.00	1.490	198
AG1900137	240566	3010	KAHLE CATTLE	04/17/2019	150,000.00	1.490	04/15/2020	150,000.00	1.490	198
AG1900145	240567	3010	K FISHER	04/17/2019	150,000.00	1.490	04/15/2020	150,000.00	1.490	198
AG1900459	240568	3010	D WARREN	04/17/2019	150,000.00	1.490	04/15/2020	150,000.00	1.490	198
AG1900467	240569	3010	CRAIG VON STEIN	04/17/2019	12,400.00	1.490	04/15/2020	12,400.00	1.490	198
AG1900152	240570	3010	JEFFERY KLINGLER	04/17/2019	95,000.00	1.490	04/15/2020	95,000.00	1.490	198



Run Date: 10/3/2019 12:04:27 PM

Investments Outstanding As Of Date: 9/30/2019

INVENTORY BY MATURITY REPORT

CUSIP	Investment #	Fund	Issuer	Purchase Date	Current Book	Current Rate	Maturity Date	Current Par	YTM	Days to Maturity
AG1900475	240571	3010	L.W. DUKES SONS #2 LLC	04/17/2019	50,000.00	1.490	04/15/2020	50,000.00	1.490	198
AG1900988	240572	3010	JIM MCCLURE	04/17/2019	150,000.00	1.490	04/15/2020	150,000.00	1.490	198
AG1900160	240573	3010	DEAN & JIM SCHROEDER	04/17/2019	85,000.00	1.490	04/15/2020	85,000.00	1.490	198
AG1900178	240574	3010	D&K BURKHOLDER FARMS	04/17/2019	100,000.00	1.490	04/15/2020	100,000.00	1.490	198
AG1900186	240575	3010	R MONTGOMERY	04/17/2019	100,000.00	1.490	04/15/2020	100,000.00	1.490	198
AG1900483	240576	3010	JOHN RETTIG	04/17/2019	100,000.00	1.490	04/15/2020	100,000.00	1.490	198
AG1900491	240577	3010	ERICK REESE	04/17/2019	125,000.00	1.490	04/15/2020	125,000.00	1.490	198
AG1900533	240578	3010	DELONG FARMS	04/17/2019	150,000.00	1.490	04/15/2020	150,000.00	1.490	198
AG1901010	240579	3010	DON LIMES FARMS	04/17/2019	150,000.00	1.490	04/15/2020	150,000.00	1.490	198
AG1900541	240580	3010	LARRY LUDWIG	04/17/2019	125,000.00	1.490	04/15/2020	125,000.00	1.490	198
AG1900236	240581	3010	MAS HEATH FARMS LLC	04/17/2019	150,000.00	1.490	04/15/2020	150,000.00	1.490	198
AG1900558	240582	3010	JAMES FARMS	04/17/2019	150,000.00	1.490	04/15/2020	150,000.00	1.490	198
AG1900566	240583	3010	TODD WYSS	04/17/2019	150,000.00	1.490	04/15/2020	150,000.00	1.490	198
AG1900244	240584	3010	C. DAVID AND JANA D. CAUDI	04/17/2019	150,000.00	1.490	04/15/2020	150,000.00	1.490	198
AG1900582	240585	3010	AARON NICHOLS	04/17/2019	15,000.00	1.490	04/15/2020	15,000.00	1.490	198
AG1900657	240586	3010	NICHOLAS CRONKLETON	04/17/2019	150,000.00	1.490	04/15/2020	150,000.00	1.490	198
AG1900509	240587	3010	BRIAN WELLY	04/17/2019	150,000.00	1.490	04/15/2020	150,000.00	1.490	198
AG1900921	240588	3010	CR NIESE FARMS	04/17/2019	75,000.00	1.490	04/15/2020	75,000.00	1.490	198
AG1900962	240589	3010	SCOTT HEATH	04/17/2019	65,000.00	1.490	04/15/2020	65,000.00	1.490	198
AG1900590	240590	3010	WILLIAM JAMES III	04/17/2019	150,000.00	1.490	04/15/2020	150,000.00	1.490	198
AG1900665	240591	3010	EDWARD GOLLIDAY	04/17/2019	150,000.00	1.490	04/15/2020	150,000.00	1.490	198
AG1900939	240592	3010	ANDREW KNIPPEN	04/17/2019	18,000.00	1.490	04/15/2020	18,000.00	1.490	198
AG1900202	240593	3010	BRENT BLYTHE	04/17/2019	150,000.00	1.490	04/15/2020	150,000.00	1.490	198
AG1900608	240594	3010	CHRISTOPHER JAMES	04/17/2019	15,000.00	1.490	04/15/2020	15,000.00	1.490	198
AG1900525	240595	3010	MIDNIGHT FARM CENTER INC	04/17/2019	150,000.00	1.490	04/15/2020	150,000.00	1.490	198
AG1900616	240596	3010	RICK DUNSON	04/17/2019	15,000.00	1.490	04/15/2020	15,000.00	1.490	198
AG1900624	240597	3010	HEFNER FARMS	04/17/2019	125,000.00	1.490	04/15/2020	125,000.00	1.490	198
AG1900947	240598	3010	BRYAN KUHLMAN	04/17/2019	150,000.00	1.490	04/15/2020	150,000.00	1.490	198
AG1900954	240599	3010	TIMOTHY FIRESTONE	04/17/2019	35,000.00	1.490	04/15/2020	35,000.00	1.490	198
AG1900194	240600	3010	HUTCHINSON BROTHERS	04/17/2019	25,000.00	1.490	04/15/2020	25,000.00	1.490	198
AG1900632	240601	3010	DOUGLAS KLINGLER	04/17/2019	60,000.00	1.490	04/15/2020	60,000.00	1.490	198
AG1900426	240602	3010	INNOVATIVE AG MANAGEMEN	04/17/2019	150,000.00	1.490	04/15/2020	150,000.00	1.490	198
AG1900996	240603	3010	JAMES KAVERMAN	04/17/2019	120,000.00	1.490	04/15/2020	120,000.00	1.490	198



Run Date: 10/3/2019 12:04:27 PM

Investments Outstanding As Of Date: 9/30/2019

INVENTORY BY MATURITY REPORT

CUSIP	Investment #	Fund	Issuer	Purchase Date	Current Book	Current Rate	Maturity Date	Current Par	YTM	Days to Maturity
AG1900822	240604	3010	JEFFREY GUDAKUNST	04/17/2019	50,000.00	1.490	04/15/2020	50,000.00	1.490	198
AG1900210	240605	3010	RONALD SCHWARTZ	04/17/2019	45,000.00	1.490	04/15/2020	45,000.00	1.490	198
AG1901028	240606	3010	W W HUTTINGER	04/17/2019	100,000.00	1.490	04/15/2020	100,000.00	1.490	198
AG1905326	240607	3010	JERREMY SIEFKER	04/17/2019	90,000.00	1.490	04/15/2020	90,000.00	1.490	198
AG1905334	240608	3010	TODD HUNT	04/17/2019	50,000.00	1.490	04/15/2020	50,000.00	1.490	198
AG1901648	240609	3010	LAWRENCE HAGLER	04/17/2019	150,000.00	1.490	04/15/2020	150,000.00	1.490	198
AG1901655	240610	3010	JAMES HAGLER	04/17/2019	150,000.00	1.490	04/15/2020	150,000.00	1.490	198
AG1901952	240611	3010	ZURMEHLY FARMS	04/17/2019	150,000.00	1.490	04/15/2020	150,000.00	1.490	198
AG1901960	240612	3010	GRANT RATLIFF	04/17/2019	50,000.00	1.490	04/15/2020	50,000.00	1.490	198
AG1901689	240613	3010	PENDLETON FARMS	04/17/2019	150,000.00	1.490	04/15/2020	150,000.00	1.490	198
AG1902059	240614	3010	JEFFREY BEAVERSON	04/17/2019	100,000.00	1.490	04/15/2020	100,000.00	1.490	198
AG1901903	240615	3010	JANET KUHLMAN	04/17/2019	115,000.00	1.490	04/15/2020	115,000.00	1.490	198
AG1901747	240616	3010	LINCOLN NAFZIGER	04/17/2019	150,000.00	1.490	04/15/2020	150,000.00	1.490	198
AG1901937	240617	3010	KENNETH UNVERFERTH	04/17/2019	150,000.00	1.490	04/15/2020	150,000.00	1.490	198
AG1902018	240618	3010	JOSHUA R YODER	04/17/2019	150,000.00	1.490	04/15/2020	150,000.00	1.490	198
AG1901820	240619	3010	BRIAN CALL	04/17/2019	150,000.00	1.490	04/15/2020	150,000.00	1.490	198
AG1901507	240620	3010	JASON TIMMONS	04/17/2019	100,000.00	1.490	04/15/2020	100,000.00	1.490	198
AG1901739	240621	3010	RICKY HAAG	04/17/2019	100,000.00	1.490	04/15/2020	100,000.00	1.490	198
AG1902026	240622	3010	LEE FARMS	04/17/2019	100,000.00	1.490	04/15/2020	100,000.00	1.490	198
AG1901895	240623	3010	LILL FARMS INC	04/17/2019	150,000.00	1.490	04/15/2020	150,000.00	1.490	198
AG1901796	240624	3010	PHELPS FARM LLC	04/17/2019	150,000.00	1.490	04/15/2020	150,000.00	1.490	198
AG1901804	240625	3010	DARRELL RAMSEY	04/17/2019	100,000.00	1.490	04/15/2020	100,000.00	1.490	198
AG1901515	240626	3010	DALE MAXSON	04/17/2019	100,000.00	1.490	04/15/2020	100,000.00	1.490	198
AG1902042	240627	3010	LOUIS MEYER	04/17/2019	150,000.00	1.490	04/15/2020	150,000.00	1.490	198
AG1901812	240628	3010	WISHWELL FARMS	04/17/2019	150,000.00	1.490	04/15/2020	150,000.00	1.490	198
AG1901770	240629	3010	HAWKINS GRAIN FARMS INC	04/17/2019	150,000.00	1.490	04/15/2020	150,000.00	1.490	198
AG1901861	240630	3010	DALE SIEBOLD	04/17/2019	150,000.00	1.490	04/15/2020	150,000.00	1.490	198
AG1901556	240631	3010	STEWART FARMS LLC	04/17/2019	150,000.00	1.490	04/15/2020	150,000.00	1.490	198
AG1901572	240632	3010	MICHAEL MAXSON	04/17/2019	40,000.00	1.490	04/15/2020	40,000.00	1.490	198
AG1901911	240633	3010	BRUNGARTH FAMILY FARMS L	04/17/2019	150,000.00	1.490	04/15/2020	150,000.00	1.490	198
AG1901580	240634	3010	JONATHAN HILDEBRAND	04/17/2019	40,000.00	1.490	04/15/2020	40,000.00	1.490	198
AG1901606	240635	3010	ANDERSON FARMS A GEN PAR	04/17/2019	150,000.00	1.490	04/15/2020	150,000.00	1.490	198
AG1901929	240636	3010	TERRY E WRIGHT	04/17/2019	150,000.00	1.490	04/15/2020	150,000.00	1.490	198



Run Date: 10/3/2019 12:04:27 PM

Investments Outstanding As Of Date: 9/30/2019

INVENTORY BY MATURITY REPORT

CUSIP	Investment #	Fund	Issuer	Purchase Date	Current Book	Current Rate	Maturity Date	Current Par	YTM	Days to Maturity
AG1901614	240637	3010	JOHN COOK II	04/17/2019	100,000.00	1.490	04/15/2020	100,000.00	1.490	198
AG1901622	240638	3010	JOHN PERSINGER	04/17/2019	150,000.00	1.490	04/15/2020	150,000.00	1.490	198
AG1901630	240639	3010	H. RICHARD WOLFE	04/17/2019	100,000.00	1.490	04/15/2020	100,000.00	1.490	198
AG1901945	240640	3010	GABRIEL M WEAVER	04/17/2019	150,000.00	1.490	04/15/2020	150,000.00	1.490	198
AG1901721	240641	3010	KELLER AG LLC	04/17/2019	150,000.00	1.490	04/15/2020	150,000.00	1.490	198
AG1903073	240642	3010	DONALD SHAW JR	04/17/2019	150,000.00	1.490	04/15/2020	150,000.00	1.490	198
AG1903081	240643	3010	DONALD BETHEL	04/17/2019	35,500.00	1.490	04/15/2020	35,500.00	1.490	198
AG1902505	240644	3010	LARUE FARMS INC	04/17/2019	150,000.00	1.490	04/15/2020	150,000.00	1.490	198
AG1903743	240645	3010	GARY DAVIS	04/17/2019	35,000.00	1.490	04/15/2020	35,000.00	1.490	198
AG1903099	240646	3010	NATHAN EHMAN	04/17/2019	50,000.00	1.490	04/15/2020	50,000.00	1.490	198
AG1902513	240647	3010	RODNEY BOWERS	04/17/2019	75,250.00	1.490	04/15/2020	75,250.00	1.490	198
AG1902521	240648	3010	GARRY SCHOOLEY	04/17/2019	31,250.00	1.490	04/15/2020	31,250.00	1.490	198
AG1902489	240649	3010	JASON SHARP	04/17/2019	50,000.00	1.490	04/15/2020	50,000.00	1.490	198
AG1902976	240650	3010	JOHN M. BELL	04/17/2019	150,000.00	1.490	04/15/2020	150,000.00	1.490	198
AG1902984	240651	3010	JOHN HOFFMAN	04/17/2019	150,000.00	1.490	04/15/2020	150,000.00	1.490	198
AG1902992	240652	3010	TIMOTHY FORREST	04/17/2019	19,000.00	1.490	04/15/2020	19,000.00	1.490	198
AG1903693	240653	3010	WAYNE ROBERTS	04/17/2019	80,000.00	1.490	04/15/2020	80,000.00	1.490	198
AG1903701	240654	3010	JOHN ROBERTS	04/17/2019	90,000.00	1.490	04/15/2020	90,000.00	1.490	198
AG1903719	240655	3010	JOSHUA W ROBERTS	04/17/2019	20,000.00	1.490	04/15/2020	20,000.00	1.490	198
AG1903768	240656	3010	MARVIN C GARRISON	04/17/2019	35,000.00	1.490	04/15/2020	35,000.00	1.490	198
AG1903776	240657	3010	HISER SEEDS LLC	04/17/2019	150,000.00	1.490	04/15/2020	150,000.00	1.490	198
AG1903784	240658	3010	DAVID C WILLIAMS	04/17/2019	150,000.00	1.490	04/15/2020	150,000.00	1.490	198
AG1903107	240659	3010	CLINTON BEAVERS	04/17/2019	125,000.00	1.490	04/15/2020	125,000.00	1.490	198
AG1903115	240660	3010	CLIFTON FAMILY FARM PARTN	04/17/2019	150,000.00	1.490	04/15/2020	150,000.00	1.490	198
AG1903800	240661	3010	BRYAN J CROSIER	04/17/2019	46,090.00	1.490	04/15/2020	46,090.00	1.490	198
AG1903818	240662	3010	ARROW CREEK FARM	04/17/2019	40,000.00	1.490	04/15/2020	40,000.00	1.490	198
AG1903826	240663	3010	GDR FARMS LLC	04/17/2019	50,000.00	1.490	04/15/2020	50,000.00	1.490	198
AG1903123	240664	3010	FLAT-MAPLE FARM	04/17/2019	35,000.00	1.490	04/15/2020	35,000.00	1.490	198
AG1903990	240665	3010	MARK LITTLE	04/17/2019	150,000.00	1.490	04/15/2020	150,000.00	1.490	198
AG1903834	240666	3010	SEAN MCKEE	04/17/2019	150,000.00	1.490	04/15/2020	150,000.00	1.490	198
AG1903131	240667	3010	METZGER BROTHERS	04/17/2019	150,000.00	1.490	04/15/2020	150,000.00	1.490	198
AG1903933	240668	3010	CLEARVIEW FARMS INC	04/17/2019	150,000.00	1.490	04/15/2020	150,000.00	1.490	198
AG1902885	240669	3010	BRYANT AGRICULTURE ENTER	04/17/2019	150,000.00	1.490	04/15/2020	150,000.00	1.490	198



Run Date: 10/3/2019 12:04:27 PM

Investments Outstanding As Of Date: 9/30/2019

INVENTORY BY MATURITY REPORT

CUSIP	Investment #	Fund	Issuer	Purchase Date	Current Book	Current Rate	Maturity Date	Current Par	YTM	Days to Maturity
AG1903495	240670	3010	KEVIN BEAVERS	04/17/2019	30,000.00	1.490	04/15/2020	30,000.00	1.490	198
AG1903503	240671	3010	J DOUGLAS GIFFORD	04/17/2019	150,000.00	1.490	04/15/2020	150,000.00	1.490	198
AG1903511	240672	3010	ORVILLE GIFFORD	04/17/2019	150,000.00	1.490	04/15/2020	150,000.00	1.490	198
AG1902901	240673	3010	ZACK SMITH	04/17/2019	75,000.00	1.490	04/15/2020	75,000.00	1.490	198
AG1903529	240674	3010	BROOKS MCCOY	04/17/2019	150,000.00	1.490	04/15/2020	150,000.00	1.490	198
AG1903537	240675	3010	WILLIAM A RITTINGER	04/17/2019	150,000.00	1.490	04/15/2020	150,000.00	1.490	198
AG1903545	240676	3010	DELBERT NEFF	04/17/2019	150,000.00	1.490	04/15/2020	150,000.00	1.490	198
AG1903552	240677	3010	LESTER LEWIS	04/17/2019	150,000.00	1.490	04/15/2020	150,000.00	1.490	198
AG1903560	240678	3010	KEITH PETERS LLC	04/17/2019	150,000.00	1.490	04/15/2020	150,000.00	1.490	198
AG1903578	240679	3010	ADAM PETERS	04/17/2019	50,000.00	1.490	04/15/2020	50,000.00	1.490	198
AG1902836	240680	3010	STALDER STALDER ENTERPRI	04/17/2019	90,250.00	1.490	04/15/2020	90,250.00	1.490	198
AG1902927	240681	3010	EDWARD HOSKINSON	04/17/2019	150,000.00	1.490	04/15/2020	150,000.00	1.490	198
AG1902935	240682	3010	MATTHEW WRIGHT	04/17/2019	60,000.00	1.490	04/15/2020	60,000.00	1.490	198
AG1903180	240683	3010	JEFFREY S WIPPEL	04/17/2019	100,000.00	1.490	04/15/2020	100,000.00	1.490	198
AG1903859	240684	3010	MILE TREE LAWN & GARDEN	04/17/2019	150,000.00	1.490	04/15/2020	150,000.00	1.490	198
AG1903198	240685	3010	MICHAEL STRUCKMAN	04/17/2019	150,000.00	1.490	04/15/2020	150,000.00	1.490	198
AG1903206	240686	3010	PVILLE ENTERPRISES INC	04/17/2019	150,000.00	1.490	04/15/2020	150,000.00	1.490	198
AG1903149	240687	3010	WELDON MATTHEW HORN	04/17/2019	98,000.00	1.490	04/15/2020	98,000.00	1.490	198
AG1902562	240688	3010	JASON CLAYPOOL	04/17/2019	150,000.00	1.490	04/15/2020	150,000.00	1.490	198
AG1902919	240689	3010	JOSHUA HUPP	04/17/2019	150,000.00	1.490	04/15/2020	150,000.00	1.490	198
AG1903685	240690	3010	EWING & SON FARMS LLC	04/17/2019	150,000.00	1.490	04/15/2020	150,000.00	1.490	198
AG1903156	240691	3010	ROESE FARMS	04/17/2019	150,000.00	1.490	04/15/2020	150,000.00	1.490	198
AG1902570	240692	3010	BERRY FAMILY FARMS	04/17/2019	115,278.00	1.490	04/15/2020	115,278.00	1.490	198
AG1903164	240693	3010	NEIL DOERSAM	04/17/2019	150,000.00	1.490	04/15/2020	150,000.00	1.490	198
AG1903842	240694	3010	ROLLS WAY FARMS	04/17/2019	150,000.00	1.490	04/15/2020	150,000.00	1.490	198
AG1902588	240695	3010	WOLFINGER FARMS INC.	04/17/2019	30,000.00	1.490	04/15/2020	30,000.00	1.490	198
AG1902596	240696	3010	NICHOLAS BEVERIDGE	04/17/2019	150,000.00	1.490	04/15/2020	150,000.00	1.490	198
AG1902539	240697	3010	ROBERT MCCLURE	04/17/2019	110,250.00	1.490	04/15/2020	110,250.00	1.490	198
AG1903057	240698	3010	RYAN WILSON	04/17/2019	150,000.00	1.490	04/15/2020	150,000.00	1.490	198
AG1903065	240699	3010	JOHN GIFFORD	04/17/2019	150,000.00	1.490	04/15/2020	150,000.00	1.490	198
AG1902414	240700	3010	MATTHEW ROUSH	04/17/2019	70,000.00	1.490	04/15/2020	70,000.00	1.490	198
AG1903008	240701	3010	HASTINGS FARMSGENERALPA	04/17/2019	150,000.00	1.490	04/15/2020	150,000.00	1.490	198
AG1902422	240702	3010	DALE ROUSH	04/17/2019	25,000.00	1.490	04/15/2020	25,000.00	1.490	198



Run Date: 10/3/2019 12:04:27 PM

Investments Outstanding As Of Date: 9/30/2019

INVENTORY BY MATURITY REPORT

CUSIP	Investment #	Fund	Issuer	Purchase Date	Current Book	Current Rate	Maturity Date	Current Par	YTM	Days to Maturity
AG1903016	240703	3010	RICHARD MCPHERSON	04/17/2019	150,000.00	1.490	04/15/2020	150,000.00	1.490	198
AG1903024	240704	3010	RILEY FARMS	04/17/2019	150,000.00	1.490	04/15/2020	150,000.00	1.490	198
AG1903727	240705	3010	DENNIS ZEIGLER	04/17/2019	150,000.00	1.490	04/15/2020	150,000.00	1.490	198
AG1903032	240706	3010	LARRY HAY	04/17/2019	150,000.00	1.490	04/15/2020	150,000.00	1.490	198
AG1903040	240707	3010	THOMAS CONNER	04/17/2019	50,000.00	1.490	04/15/2020	50,000.00	1.490	198
AG1902430	240708	3010	JEFFREY LAMP	04/17/2019	90,250.00	1.490	04/15/2020	90,250.00	1.490	198
AG1902448	240709	3010	RICHARD LAMP	04/17/2019	145,750.00	1.490	04/15/2020	145,750.00	1.490	198
AG1903735	240710	3010	WAYNE PATRICK	04/17/2019	65,000.00	1.490	04/15/2020	65,000.00	1.490	198
AG1902455	240711	3010	RUFFS SEED FARMS INC	04/17/2019	150,000.00	1.490	04/15/2020	150,000.00	1.490	198
AG1902463	240712	3010	LAMP FAMILY FARMS INC	04/17/2019	150,000.00	1.490	04/15/2020	150,000.00	1.490	198
AG1902471	240713	3010	JASON MOYER	04/17/2019	20,250.00	1.490	04/15/2020	20,250.00	1.490	198
AG1902497	240714	3010	JACOB SHAFFER	04/17/2019	45,000.00	1.490	04/15/2020	45,000.00	1.490	198
AG1903669	240715	3010	JASON GREEN	04/17/2019	150,000.00	1.490	04/15/2020	150,000.00	1.490	198
AG1903651	240716	3010	WELLER FAMILY FARMS	04/17/2019	150,000.00	1.490	04/15/2020	150,000.00	1.490	198
AG1903644	240717	3010	J ADAMS FARMS LLC	04/17/2019	150,000.00	1.490	04/15/2020	150,000.00	1.490	198
AG1903628	240718	3010	DAVID ANGLES	04/17/2019	125,000.00	1.490	04/15/2020	125,000.00	1.490	198
AG1903636	240719	3010	CAUDILL BROTHERS FARMS L	04/17/2019	150,000.00	1.490	04/15/2020	150,000.00	1.490	198
AG1902851	240720	3010	RYAN FOSTER	04/17/2019	110,250.00	1.490	04/15/2020	110,250.00	1.490	198
AG1902869	240721	3010	JOHN HINTZ	04/17/2019	140,250.00	1.490	04/15/2020	140,250.00	1.490	198
AG1903586	240722	3010	DLG BERKSHIRES LLC	04/17/2019	40,000.00	1.490	04/15/2020	40,000.00	1.490	198
AG1903594	240723	3010	KEVIN ROBERTS	04/17/2019	10,000.00	1.490	04/15/2020	10,000.00	1.490	198
AG1903602	240724	3010	RONALD JAHN	04/17/2019	150,000.00	1.490	04/15/2020	150,000.00	1.490	198
AG1903610	240725	3010	D & D PETERS LLC	04/17/2019	150,000.00	1.490	04/15/2020	150,000.00	1.490	198
AG1902844	240726	3010	STRICKLER FAMILY FARMS LL	04/17/2019	150,000.00	1.490	04/15/2020	150,000.00	1.490	198
AG1902760	240727	3010	JAMES JEPSEN	04/17/2019	150,000.00	1.490	04/15/2020	150,000.00	1.490	198
AG1903370	240728	3010	B & D FARMS	04/17/2019	150,000.00	1.490	04/15/2020	150,000.00	1.490	198
AG1903917	240729	3010	ORR FARMS	04/17/2019	150,000.00	1.490	04/15/2020	150,000.00	1.490	198
AG1902778	240730	3010	RUSSELL FOSTER	04/17/2019	150,000.00	1.490	04/15/2020	150,000.00	1.490	198
AG1903388	240731	3010	ALLEN ETT	04/17/2019	150,000.00	1.490	04/15/2020	150,000.00	1.490	198
AG1903396	240732	3010	STEVE HINES	04/17/2019	150,000.00	1.490	04/15/2020	150,000.00	1.490	198
AG1903404	240733	3010	HEATHER HOFFMAN	04/17/2019	150,000.00	1.490	04/15/2020	150,000.00	1.490	198
AG1902943	240734	3010	WILLIAM HOSKINSON	04/17/2019	150,000.00	1.490	04/15/2020	150,000.00	1.490	198
AG1903420	240735	3010	KYLE HUPP	04/17/2019	150,000.00	1.490	04/15/2020	150,000.00	1.490	198



Run Date: 10/3/2019 12:04:27 PM

Investments Outstanding As Of Date: 9/30/2019

INVENTORY BY MATURITY REPORT

CUSIP	Investment #	Fund	Issuer	Purchase Date	Current Book	Current Rate	Maturity Date	Current Par	YTM	Days to Maturity
AG1902786	240736	3010	JAMES COOKSEY	04/17/2019	150,000.00	1.490	04/15/2020	150,000.00	1.490	198
AG1903438	240737	3010	CRAZY HORSE ENT. INC.	04/17/2019	150,000.00	1.490	04/15/2020	150,000.00	1.490	198
AG1902794	240738	3010	AARON KULL	04/17/2019	110,000.00	1.490	04/15/2020	110,000.00	1.490	198
AG1903446	240739	3010	DAVID DELONG	04/17/2019	150,000.00	1.490	04/15/2020	150,000.00	1.490	198
AG1903925	240740	3010	ROBERT MINSHALL	04/17/2019	150,000.00	1.490	04/15/2020	150,000.00	1.490	198
AG1902802	240741	3010	ROWLES FARMS INC	04/17/2019	150,000.00	1.490	04/15/2020	150,000.00	1.490	198
AG1902810	240742	3010	CUPP FARMS	04/17/2019	150,000.00	1.490	04/15/2020	150,000.00	1.490	198
AG1902828	240743	3010	TRAVIS CUPP	04/17/2019	150,000.00	1.490	04/15/2020	150,000.00	1.490	198
AG1903453	240744	3010	CHRISTOPHER DAVIS	04/17/2019	33,000.00	1.490	04/15/2020	33,000.00	1.490	198
AG1903479	240745	3010	MICHAEL EDGINGTON	04/17/2019	20,000.00	1.490	04/15/2020	20,000.00	1.490	198
AG1903487	240746	3010	STEVE A GIFFORD	04/17/2019	150,000.00	1.490	04/15/2020	150,000.00	1.490	198
3133EKHL3	240751	1000	FFCB AGRIBANK DEBENTURE	04/17/2019	10,000,000.00	2.102	04/15/2020	10,000,000.00	2.102	198
AG1905383	240771	3010	MICHAEL BALBAUGH	04/19/2019	150,000.00	1.490	04/15/2020	150,000.00	1.490	198
AG1905391	240772	3010	DENNIS STEFFAN	04/19/2019	50,000.00	1.490	04/15/2020	50,000.00	1.490	198
AG1905409	240773	3010	LEONARD MICHEL	04/19/2019	100,000.00	1.490	04/15/2020	100,000.00	1.490	198
AG1905417	240774	3010	OSCAR S SCHROEDER	04/19/2019	150,000.00	1.490	04/15/2020	150,000.00	1.490	198
AG1905425	240775	3010	MOENING FARMS LLC	04/19/2019	150,000.00	1.490	04/15/2020	150,000.00	1.490	198
AG1905433	240776	3010	HASELMAN BROS	04/19/2019	150,000.00	1.490	04/15/2020	150,000.00	1.490	198
AG1905441	240777	3010	JERRY HOFFMAN	04/19/2019	125,000.00	1.490	04/15/2020	125,000.00	1.490	198
AG1905458	240778	3010	RA SCHROEDER FARMS INC	04/19/2019	150,000.00	1.490	04/15/2020	150,000.00	1.490	198
AG1905466	240779	3010	RODNEY NIESE	04/19/2019	100,000.00	1.490	04/15/2020	100,000.00	1.490	198
AG1905607	240780	3010	HAROLD ROY	04/19/2019	150,000.00	1.490	04/15/2020	150,000.00	1.490	198
AG1905474	240781	3010	ROGER NIESE	04/19/2019	90,000.00	1.490	04/15/2020	90,000.00	1.490	198
AG1905482	240782	3010	KENNETH SCHROEDER	04/19/2019	100,000.00	1.490	04/15/2020	100,000.00	1.490	198
AG1905490	240783	3010	PALTE FARMS	04/19/2019	150,000.00	1.490	04/15/2020	150,000.00	1.490	198
AG1905375	240784	3010	TIMOTHY SCHROEDER	04/19/2019	50,000.00	1.490	04/15/2020	50,000.00	1.490	198
AG1905508	240785	3010	JEFFREY STEFFAN	04/19/2019	150,000.00	1.490	04/15/2020	150,000.00	1.490	198
AG1905516	240786	3010	GERALD HASELMAN	04/19/2019	65,000.00	1.490	04/15/2020	65,000.00	1.490	198
AG1905524	240787	3010	JOE SCHROEDER	04/19/2019	100,000.00	1.490	04/15/2020	100,000.00	1.490	198
AG1905532	240788	3010	DANNY ROE	04/19/2019	150,000.00	1.490	04/15/2020	150,000.00	1.490	198
AG1905540	240789	3010	GARY NIESE	04/19/2019	150,000.00	1.490	04/15/2020	150,000.00	1.490	198
AG1905557	240790	3010	RYAN and BETH ORDWAY	04/19/2019	60,000.00	1.490	04/15/2020	60,000.00	1.490	198
AG1905565	240791	3010	GARY and DIANA ORDWAY	04/19/2019	80,000.00	1.490	04/15/2020	80,000.00	1.490	198



Run Date: 10/3/2019 12:04:27 PM

Investments Outstanding As Of Date: 9/30/2019

INVENTORY BY MATURITY REPORT

CUSIP	Investment #	Fund	Issuer	Purchase Date	Current Book	Current Rate	Maturity Date	Current Par	YTM	Days to Maturity
AG1905573	240792	3010	MANGAS FAMILY FARMS LLC	04/19/2019	150,000.00	1.490	04/15/2020	150,000.00	1.490	198
AG1905581	240793	3010	CHARLES SCHECKELHOFF	04/19/2019	100,000.00	1.490	04/15/2020	100,000.00	1.490	198
AG1905599	240794	3010	CHAD AND JASON PESTER	04/19/2019	90,000.00	1.490	04/15/2020	90,000.00	1.490	198
AG1902372	240796	3010	ROBERT SCHOEN JR	04/19/2019	150,000.00	1.490	04/15/2020	150,000.00	1.490	198
AG1902240	240797	3010	GENE KANNEY	04/19/2019	50,000.00	1.490	04/15/2020	50,000.00	1.490	198
AG1902323	240798	3010	NORMAN OBERHOLTZER	04/19/2019	75,000.00	1.490	04/15/2020	75,000.00	1.490	198
AG1902380	240799	3010	WALTER FAMILY FARMS LLC	04/19/2019	75,000.00	1.490	04/15/2020	75,000.00	1.490	198
AG1902349	240800	3010	ALVIN OBERHOLTZER	04/19/2019	130,000.00	1.490	04/15/2020	130,000.00	1.490	198
AG1902257	240801	3010	CHARLES DANIEL	04/19/2019	30,000.00	1.490	04/15/2020	30,000.00	1.490	198
AG1902356	240803	3010	STEVEN OBERHOLTZER	04/19/2019	150,000.00	1.490	04/15/2020	150,000.00	1.490	198
AG1902273	240804	3010	LOREN NEWSWANGER	04/19/2019	130,000.00	1.490	04/15/2020	130,000.00	1.490	198
AG1902281	240805	3010	LAWRENCE ZIMMERMAN	04/19/2019	150,000.00	1.490	04/15/2020	150,000.00	1.490	198
AG1902299	240806	3010	THOMAS RUFFING	04/19/2019	125,000.00	1.490	04/15/2020	125,000.00	1.490	198
AG1902364	240807	3010	VERNON HOOVER	04/19/2019	60,000.00	1.490	04/15/2020	60,000.00	1.490	198
AG1902232	240808	3010	LOREN ZIMMERMAN	04/19/2019	60,000.00	1.490	04/15/2020	60,000.00	1.490	198
AG1902307	240809	3010	LEON BURKHOLDER	04/19/2019	150,000.00	1.490	04/15/2020	150,000.00	1.490	198
AG1902398	240810	3010	HILLCREST FAMILY FARMS LL	04/19/2019	150,000.00	1.490	04/15/2020	150,000.00	1.490	198
AG1902315	240811	3010	JAMES ROSSMAN	04/19/2019	120,000.00	1.490	04/15/2020	120,000.00	1.490	198
AG1906076	240843	3010	SANDBURR RIDGE FARM LLC	04/22/2019	100,000.00	1.490	04/15/2020	100,000.00	1.490	198
AG1906225	240877	3010	JD ECKEL FAMILY FARMS LLC	04/22/2019	150,000.00	1.490	04/15/2020	150,000.00	1.490	198
AG1906126	240878	3010	AREND BROTHERS INC	04/22/2019	150,000.00	1.490	04/15/2020	150,000.00	1.490	198
AG1905805	240879	3010	ZEEDYK FARMS LLC	04/22/2019	150,000.00	1.490	04/15/2020	150,000.00	1.490	198
AG1905813	240880	3010	BR FARMS LLC	04/22/2019	150,000.00	1.490	04/15/2020	150,000.00	1.490	198
AG1905821	240881	3010	LEO SHININGER	04/22/2019	150,000.00	1.490	04/15/2020	150,000.00	1.490	198
AG1905839	240882	3010	SPATIAL AG SYSTEMS LLC	04/22/2019	150,000.00	1.490	04/15/2020	150,000.00	1.490	198
AG1905847	240883	3010	THOMAS WIEMKEN	04/22/2019	100,000.00	1.490	04/15/2020	100,000.00	1.490	198
AG1905854	240884	3010	BOK BROTHERS FARMS LLC	04/22/2019	80,000.00	1.490	04/15/2020	80,000.00	1.490	198
AG1906175	240885	3010	AC SCHROEDER LLC	04/22/2019	150,000.00	1.490	04/15/2020	150,000.00	1.490	198
AG1906134	240886	3010	ROBERT P. J NONEMAN	04/22/2019	150,000.00	1.490	04/15/2020	150,000.00	1.490	198
AG1905953	240887	3010	GREGORY NOFZIGER	04/22/2019	150,000.00	1.490	04/15/2020	150,000.00	1.490	198
AG1906183	240888	3010	NEWCOMER FARMS INC	04/22/2019	150,000.00	1.490	04/15/2020	150,000.00	1.490	198
AG1906191	240889	3010	KENNETH DURHAM	04/22/2019	95,000.00	1.490	04/15/2020	95,000.00	1.490	198
AG1905862	240890	3010	TED POHLMANN	04/22/2019	150,000.00	1.490	04/15/2020	150,000.00	1.490	198



Run Date: 10/3/2019 12:04:27 PM

Investments Outstanding As Of Date: 9/30/2019

INVENTORY BY MATURITY REPORT

CUSIP	Investment #	Fund	Issuer	Purchase Date	Current Book	Current Rate	Maturity Date	Current Par	YTM	Days to Maturity
AG1906167	240891	3010	HAACK FARMS INC	04/22/2019	150,000.00	1.490	04/15/2020	150,000.00	1.490	198
AG1905961	240892	3010	LESLIE SCHAFFNER	04/22/2019	70,000.00	1.490	04/15/2020	70,000.00	1.490	198
AG1905870	240893	3010	GARY HAMMON	04/22/2019	125,000.00	1.490	04/15/2020	125,000.00	1.490	198
AG1905888	240894	3010	JOHN RETHMEL	04/22/2019	150,000.00	1.490	04/15/2020	150,000.00	1.490	198
AG1905946	240895	3010	GREGORY OTTO	04/22/2019	150,000.00	1.490	04/15/2020	150,000.00	1.490	198
AG1906209	240896	3010	DOUGLAS EISEL	04/22/2019	150,000.00	1.490	04/15/2020	150,000.00	1.490	198
AG1905979	240897	3010	KENT LESTER	04/22/2019	100,000.00	1.490	04/15/2020	100,000.00	1.490	198
AG1906092	240898	3010	JAMES LEATHERMAN	04/22/2019	150,000.00	1.490	04/15/2020	150,000.00	1.490	198
AG1906084	240899	3010	WILLIAM BAUMAN	04/22/2019	150,000.00	1.490	04/15/2020	150,000.00	1.490	198
AG1906217	240900	3010	RAY LEPPELMEIER	04/22/2019	150,000.00	1.490	04/15/2020	150,000.00	1.490	198
AG1906233	240901	3010	MICHAEL CARPENTER	04/22/2019	150,000.00	1.490	04/15/2020	150,000.00	1.490	198
AG1905896	240902	3010	RICHARD BURK	04/22/2019	150,000.00	1.490	04/15/2020	150,000.00	1.490	198
AG1905904	240903	3010	JANE LIGHTHILL	04/22/2019	150,000.00	1.490	04/15/2020	150,000.00	1.490	198
AG1905987	240904	3010	KEITH JONES	04/22/2019	150,000.00	1.490	04/15/2020	150,000.00	1.490	198
AG1905912	240905	3010	RICKY HALL	04/22/2019	100,000.00	1.490	04/15/2020	100,000.00	1.490	198
AG1905995	240906	3010	STUCKEY BROTHERS CONTRA	04/22/2019	150,000.00	1.490	04/15/2020	150,000.00	1.490	198
AG1906001	240907	3010	MDMT FARMS LLC	04/22/2019	100,000.00	1.490	04/15/2020	100,000.00	1.490	198
AG1906019	240908	3010	KEVIN STONG	04/22/2019	130,000.00	1.490	04/15/2020	130,000.00	1.490	198
AG1906100	240909	3010	MASON FAMILY FARMS LLC	04/22/2019	150,000.00	1.490	04/15/2020	150,000.00	1.490	198
AG1906027	240910	3010	HOLLAND FARMS LLC	04/22/2019	150,000.00	1.490	04/15/2020	150,000.00	1.490	198
AG1905920	240911	3010	BRADY WOOLACE	04/22/2019	150,000.00	1.490	04/15/2020	150,000.00	1.490	198
AG1906142	240912	3010	BRUCE SHOLL	04/22/2019	150,000.00	1.490	04/15/2020	150,000.00	1.490	198
AG1906035	240913	3010	RANDALL STUCKEY	04/22/2019	50,000.00	1.490	04/15/2020	50,000.00	1.490	198
AG1906043	240914	3010	LESLIE SMITH	04/22/2019	25,000.00	1.490	04/15/2020	25,000.00	1.490	198
AG1906050	240915	3010	MITCHEL SCHAFFNER	04/22/2019	125,000.00	1.490	04/15/2020	125,000.00	1.490	198
AG1905938	240916	3010	L CAPE ENTERPRISES LLC	04/22/2019	150,000.00	1.490	04/15/2020	150,000.00	1.490	198
AG1906068	240917	3010	LUCAS NOFZIGER	04/22/2019	150,000.00	1.490	04/15/2020	150,000.00	1.490	198
AG1906159	240918	3010	ANDREWS FARMS INC	04/22/2019	100,000.00	1.490	04/15/2020	100,000.00	1.490	198
AG1905656	240919	3010	TRAVIS HARRISON	04/22/2019	150,000.00	1.490	04/15/2020	150,000.00	1.490	198
AG1905615	240920	3010	CLEAR VIEW FARMS	04/22/2019	150,000.00	1.490	04/15/2020	150,000.00	1.490	198
AG1905631	240921	3010	MARK BOSS	04/22/2019	150,000.00	1.490	04/15/2020	150,000.00	1.490	198
AG1905664	240922	3010	RICHARD WALTERS	04/22/2019	150,000.00	1.490	04/15/2020	150,000.00	1.490	198
AG1905672	240923	3010	MATTHEW WALTERS	04/22/2019	100,000.00	1.490	04/15/2020	100,000.00	1.490	198



Run Date: 10/3/2019 12:04:27 PM

Investments Outstanding As Of Date: 9/30/2019

INVENTORY BY MATURITY REPORT

CUSIP	Investment #	Fund	Issuer	Purchase Date	Current Book	Current Rate	Maturity Date	Current Par	YTM	Days to Maturity
AG1905680	240924	3010	JONATHON LANG	04/22/2019	50,000.00	1.490	04/15/2020	50,000.00	1.490	198
AG1905698	240925	3010	ECKEL GRAIN FARMS LTD	04/22/2019	150,000.00	1.490	04/15/2020	150,000.00	1.490	198
AG1905706	240926	3010	BRIAN ANDERSON	04/22/2019	100,000.00	1.490	04/15/2020	100,000.00	1.490	198
AG1905714	240927	3010	THE ECKEL CATTLE COMPANY	04/22/2019	150,000.00	1.490	04/15/2020	150,000.00	1.490	198
AG1905722	240928	3010	WULFF FARMS	04/22/2019	150,000.00	1.490	04/15/2020	150,000.00	1.490	198
AG1905730	240929	3010	TIMOTHY SHELINE	04/22/2019	150,000.00	1.490	04/15/2020	150,000.00	1.490	198
AG1905748	240930	3010	CHARLES BRESLER	04/22/2019	150,000.00	1.490	04/15/2020	150,000.00	1.490	198
AG1905755	240931	3010	GARY VOLLMAR	04/22/2019	100,000.00	1.490	04/15/2020	100,000.00	1.490	198
AG1905763	240932	3010	JOHN YOUNG	04/22/2019	150,000.00	1.490	04/15/2020	150,000.00	1.490	198
AG1905771	240933	3010	JOHN WONDERLY	04/22/2019	125,000.00	1.490	04/15/2020	125,000.00	1.490	198
AG1905789	240934	3010	DAN & CHARM POTTER JOINT	04/22/2019	150,000.00	1.490	04/15/2020	150,000.00	1.490	198
AG1905623	240935	3010	ROCKY FORD ACRES LLC	04/22/2019	150,000.00	1.490	04/15/2020	150,000.00	1.490	198
AG1905649	240936	3010	HARRISON TRAIL FARMS	04/22/2019	100,000.00	1.490	04/15/2020	100,000.00	1.490	198
AG1905797	240937	3010	MICHAEL DIERSKHEIDE	04/22/2019	150,000.00	1.490	04/15/2020	150,000.00	1.490	198
AG1906340	240960	3010	JEFF MAY	04/23/2019	47,500.00	1.490	04/15/2020	47,500.00	1.490	198
AG1906241	240968	3010	MICHAEL BASINGER	04/23/2019	150,000.00	1.490	04/15/2020	150,000.00	1.490	198
AG1904113	241067	3010	ROY ANDREW LEID	05/01/2019	22,500.00	1.490	04/15/2020	22,500.00	1.490	198
AG1904436	241068	3010	RUDY MAIBACH	05/01/2019	50,000.00	1.490	04/15/2020	50,000.00	1.490	198
AG1904444	241069	3010	DALEWYN C JULIE M MARTIN	05/01/2019	50,000.00	1.490	04/15/2020	50,000.00	1.490	198
AG1904451	241070	3010	MARTINS HILLCREST FARM LL	05/01/2019	100,000.00	1.490	04/15/2020	100,000.00	1.490	198
AG1904469	241071	3010	STEVE AND KATHY MARTIN	05/01/2019	125,000.00	1.490	04/15/2020	125,000.00	1.490	198
AG1904477	241072	3010	MCKELVEY DAIRY LLC	05/01/2019	150,000.00	1.490	04/15/2020	150,000.00	1.490	198
AG1904014	241073	3010	JERRY A ANN M MCNEIL	05/01/2019	150,000.00	1.490	04/15/2020	150,000.00	1.490	198
AG1904121	241074	3010	BRYAN MILLER	05/01/2019	40,000.00	1.490	04/15/2020	40,000.00	1.490	198
AG1904139	241075	3010	HAROLD MARGARET MILLER	05/01/2019	75,237.00	1.490	04/15/2020	75,237.00	1.490	198
AG1904287	241076	3010	IVAN BURKHOLDER	05/01/2019	50,000.00	1.490	04/15/2020	50,000.00	1.490	198
AG1904485	241077	3010	FOUR WINDS FARMS LTD	05/01/2019	125,000.00	1.490	04/15/2020	125,000.00	1.490	198
AG1904493	241078	3010	ADRIAN ALYSSA BEERY	05/01/2019	150,000.00	1.490	04/15/2020	150,000.00	1.490	198
AG1904501	241079	3010	BLUE RIDGE FARMS LLC	05/01/2019	150,000.00	1.490	04/15/2020	150,000.00	1.490	198
AG1904519	241080	3010	HILLSIDE FEED HAY SUPPLY L	05/01/2019	30,000.00	1.490	04/15/2020	30,000.00	1.490	198
AG1904147	241081	3010	MENGEL DAIRY FARM LLC	05/01/2019	150,000.00	1.490	04/15/2020	150,000.00	1.490	198
AG1904527	241082	3010	DANIEL C MILLER	05/01/2019	35,000.00	1.490	04/15/2020	35,000.00	1.490	198
AG1904030	241083	3010	AARON ANNA NOLT	05/01/2019	50,000.00	1.490	04/15/2020	50,000.00	1.490	198



Run Date: 10/3/2019 12:04:27 PM

Investments Outstanding As Of Date: 9/30/2019

INVENTORY BY MATURITY REPORT

CUSIP	Investment #	Fund	Issuer	Purchase Date	Current Book	Current Rate	Maturity Date	Current Par	YTM	Days to Maturity
AG1904154	241084	3010	SPRANGS FAIRVIEW FARM LL	05/01/2019	150,000.00	1.490	04/15/2020	150,000.00	1.490	198
AG1904535	241085	3010	STEINER EQUIPMENT LLC	05/01/2019	42,000.00	1.490	04/15/2020	42,000.00	1.490	198
AG1904162	241086	3010	SWEET BREEZE FARMS & EXC	05/01/2019	150,000.00	1.490	04/15/2020	150,000.00	1.490	198
AG1904329	241087	3010	WILLIAM AND VICKIE ROHR	05/01/2019	150,000.00	1.490	04/15/2020	150,000.00	1.490	198
AG1904006	241088	3010	RINGBYRE JERSEYS LLC	05/01/2019	100,000.00	1.490	04/15/2020	100,000.00	1.490	198
AG1904543	241089	3010	ATLEE SWARTZENTRUBER	05/01/2019	50,250.00	1.490	04/15/2020	50,250.00	1.490	198
AG1904246	241090	3010	ROBINSON VALLEY RUN FARM	05/01/2019	50,000.00	1.490	04/15/2020	50,000.00	1.490	198
AG1904402	241091	3010	DOUBLE K FARMS	05/01/2019	57,750.00	1.490	04/15/2020	57,750.00	1.490	198
AG1904170	241092	3010	AGRI SOILS LTD	05/01/2019	150,000.00	1.490	04/15/2020	150,000.00	1.490	198
AG1904337	241093	3010	AMOS LIVESTOCK EQUIPMENT	05/01/2019	80,000.00	1.490	04/15/2020	80,000.00	1.490	198
AG1904345	241094	3010	SETH AMOS	05/01/2019	100,000.00	1.490	04/15/2020	100,000.00	1.490	198
AG1904550	241095	3010	JAY JEWEL AMSTUTZ	05/01/2019	30,000.00	1.490	04/15/2020	30,000.00	1.490	198
AG1904253	241096	3010	ARMFELT ACRES	05/01/2019	60,000.00	1.490	04/15/2020	60,000.00	1.490	198
AG1904568	241097	3010	DONALD R AND JESSICA BAD	05/01/2019	120,000.00	1.490	04/15/2020	120,000.00	1.490	198
AG1904576	241098	3010	JOHN LINDA BADGER	05/01/2019	150,000.00	1.490	04/15/2020	150,000.00	1.490	198
AG1904584	241099	3010	BENJAMIN JOANNA BALTZLY	05/01/2019	10,000.00	1.490	04/15/2020	10,000.00	1.490	198
AG1904592	241100	3010	RANDALL E AND SUE ANN BER	05/01/2019	95,000.00	1.490	04/15/2020	95,000.00	1.490	198
AG1904600	241101	3010	BRENEMAN FARMS INC	05/01/2019	50,000.00	1.490	04/15/2020	50,000.00	1.490	198
AG1904295	241102	3010	EUGENE and MARY A BURKHO	05/01/2019	150,000.00	1.490	04/15/2020	150,000.00	1.490	198
AG1904303	241103	3010	SAMUEL BURKHOLDER	05/01/2019	60,000.00	1.490	04/15/2020	60,000.00	1.490	198
AG1904618	241104	3010	CANAAN CATTLE and GRAIN L	05/01/2019	42,000.00	1.490	04/15/2020	42,000.00	1.490	198
AG1904626	241105	3010	CANAAN SUPPLY LLC	05/01/2019	20,000.00	1.490	04/15/2020	20,000.00	1.490	198
AG1904634	241106	3010	CANTENDO ACRES GRAZELAN	05/01/2019	50,000.00	1.490	04/15/2020	50,000.00	1.490	198
AG1904642	241107	3010	CARMONY FARMS LTD	05/01/2019	150,000.00	1.490	04/15/2020	150,000.00	1.490	198
AG1904659	241108	3010	CATAPADALE DAIRY LTD	05/01/2019	150,000.00	1.490	04/15/2020	150,000.00	1.490	198
AG1904667	241109	3010	CIRCLE J FARMS LLC	05/01/2019	150,000.00	1.490	04/15/2020	150,000.00	1.490	198
AG1904675	241110	3010	CLAR LAIN FARM LLC	05/01/2019	150,000.00	1.490	04/15/2020	150,000.00	1.490	198
AG1904683	241111	3010	DJR FARM LLC	05/01/2019	10,000.00	1.490	04/15/2020	10,000.00	1.490	198
AG1904691	241112	3010	DAVEL FARMS INC	05/01/2019	100,000.00	1.490	04/15/2020	100,000.00	1.490	198
AG1904709	241113	3010	DOTTERER FARMS LLC	05/01/2019	150,000.00	1.490	04/15/2020	150,000.00	1.490	198
AG1904717	241114	3010	DOUGLASS GRAIN FARMS LLC	05/01/2019	150,000.00	1.490	04/15/2020	150,000.00	1.490	198
AG1904048	241115	3010	ROBERT AND CYNTHIA FARQU	05/01/2019	150,000.00	1.490	04/15/2020	150,000.00	1.490	198
AG1904725	241116	3010	ROGER FEATHER	05/01/2019	100,000.00	1.490	04/15/2020	100,000.00	1.490	198



Run Date: 10/3/2019 12:04:27 PM

Investments Outstanding As Of Date: 9/30/2019

INVENTORY BY MATURITY REPORT

CUSIP	Investment #	Fund	Issuer	Purchase Date	Current Book	Current Rate	Maturity Date	Current Par	YTM	Days to Maturity
AG1904733	241117	3010	FIVE POINTS FARM LLC	05/01/2019	150,000.00	1.490	04/15/2020	150,000.00	1.490	198
AG1904741	241118	3010	GASSER FARMS LLC	05/01/2019	150,000.00	1.490	04/15/2020	150,000.00	1.490	198
AG1904758	241119	3010	KRAIG GASSER	05/01/2019	50,000.00	1.490	04/15/2020	50,000.00	1.490	198
AG1904766	241120	3010	NATHAN GASSER	05/01/2019	100,000.00	1.490	04/15/2020	100,000.00	1.490	198
AG1904774	241121	3010	GEITGEY FARMS LLC	05/01/2019	35,000.00	1.490	04/15/2020	35,000.00	1.490	198
AG1904782	241122	3010	ROBERT AND AMY GRABER	05/01/2019	75,000.00	1.490	04/15/2020	75,000.00	1.490	198
AG1904790	241123	3010	BENJAMIN L GOOD	05/01/2019	40,000.00	1.490	04/15/2020	40,000.00	1.490	198
AG1904808	241124	3010	JONATHAN D and MARTHA G	05/01/2019	75,000.00	1.490	04/15/2020	75,000.00	1.490	198
AG1904816	241125	3010	RICHARD L and BETHANY J G	05/01/2019	35,000.00	1.490	04/15/2020	35,000.00	1.490	198
AG1904824	241126	3010	RICHARD GRAHAM	05/01/2019	100,000.00	1.490	04/15/2020	100,000.00	1.490	198
AG1904832	241127	3010	BRIAN GORTNER	05/01/2019	150,000.00	1.490	04/15/2020	150,000.00	1.490	198
AG1904840	241128	3010	JOSHUA D and MYLA A HERSH	05/01/2019	60,000.00	1.490	04/15/2020	60,000.00	1.490	198
AG1904857	241129	3010	HODGE FARMS LLC	05/01/2019	100,000.00	1.490	04/15/2020	100,000.00	1.490	198
AG1904865	241130	3010	STEVE HOISINGTON	05/01/2019	150,000.00	1.490	04/15/2020	150,000.00	1.490	198
AG1904410	241131	3010	STEVEN AND SHAWN KACERS	05/01/2019	150,000.00	1.490	04/15/2020	150,000.00	1.490	198
AG1904873	241132	3010	JAMES AND JANET KASSERMA	05/01/2019	100,000.00	1.490	04/15/2020	100,000.00	1.490	198
AG1904279	241133	3010	MASON KISAMORE	05/01/2019	50,000.00	1.490	04/15/2020	50,000.00	1.490	198
AG1904261	241134	3010	KLEVER HOLSTEIN FRM LIMIT	05/01/2019	86,000.00	1.490	04/15/2020	86,000.00	1.490	198
AG1904055	241135	3010	CLINT J and CASSANDRA K KE	05/01/2019	145,000.00	1.490	04/15/2020	145,000.00	1.490	198
AG1904352	241136	3010	BENJAMIN KLICK	05/01/2019	65,000.00	1.490	04/15/2020	65,000.00	1.490	198
AG1904063	241137	3010	REGAN A and LAURA A KLINE	05/01/2019	40,212.00	1.490	04/15/2020	40,212.00	1.490	198
AG1904188	241138	3010	LANG VUE FARMS LTD	05/01/2019	125,000.00	1.490	04/15/2020	125,000.00	1.490	198
AG1904881	241139	3010	LOREN LARRY DARRELL STEIN	05/01/2019	50,000.00	1.490	04/15/2020	50,000.00	1.490	198
AG1904899	241140	3010	EARL AND ROBIN JENTES	05/01/2019	150,000.00	1.490	04/15/2020	150,000.00	1.490	198
AG1904907	241141	3010	JENTES FARM OPERATIONS LL	05/01/2019	150,000.00	1.490	04/15/2020	150,000.00	1.490	198
AG1904915	241142	3010	PAUL and FANNIE MILLER	05/01/2019	20,000.00	1.490	04/15/2020	20,000.00	1.490	198
AG1904923	241143	3010	MOOREFIELD FARMS	05/01/2019	150,000.00	1.490	04/15/2020	150,000.00	1.490	198
AG1904931	241144	3010	JAMES AND LINDA MOSHER	05/01/2019	75,000.00	1.490	04/15/2020	75,000.00	1.490	198
AG1904360	241145	3010	JONATHAN AND ABBEY NORM	05/01/2019	125,000.00	1.490	04/15/2020	125,000.00	1.490	198
AG1904196	241146	3010	OPEN ROAD FARM LTD	05/01/2019	100,000.00	1.490	04/15/2020	100,000.00	1.490	198
AG1904378	241147	3010	PARKER FARMS	05/01/2019	75,000.00	1.490	04/15/2020	75,000.00	1.490	198
AG1904949	241148	3010	PLEASANT VALE DAIRY INC	05/01/2019	150,000.00	1.490	04/15/2020	150,000.00	1.490	198
AG1904956	241149	3010	PEBBLE FARM	05/01/2019	20,000.00	1.490	04/15/2020	20,000.00	1.490	198



Run Date: 10/3/2019 12:04:27 PM

Investments Outstanding As Of Date: 9/30/2019

INVENTORY BY MATURITY REPORT

CUSIP	Investment #	Fund	Issuer	Purchase Date	Current Book	Current Rate	Maturity Date	Current Par	YTM	Days to Maturity
AG1904105	241150	3010	CRAIG T and LINDA L POWELL	05/01/2019	100,000.00	1.490	04/15/2020	100,000.00	1.490	198
AG1904964	241151	3010	BENJAMIN AND MELISSA REH	05/01/2019	150,000.00	1.490	04/15/2020	150,000.00	1.490	198
AG1904972	241152	3010	REHM FARMS LLC	05/01/2019	150,000.00	1.490	04/15/2020	150,000.00	1.490	198
AG1904980	241153	3010	ROHR FARMS SERVICE LLC	05/01/2019	150,000.00	1.490	04/15/2020	150,000.00	1.490	198
AG1904998	241154	3010	ROSEDALE VENTURES LLC	05/01/2019	150,000.00	1.490	04/15/2020	150,000.00	1.490	198
AG1904071	241155	3010	ROSEDALE FARMS LLC	05/01/2019	150,000.00	1.490	04/15/2020	150,000.00	1.490	198
AG1904311	241156	3010	RUPRECHT FARM LLC	05/01/2019	100,000.00	1.490	04/15/2020	100,000.00	1.490	198
AG1904428	241157	3010	GALE and WYVIONA SAUSER	05/01/2019	40,000.00	1.490	04/15/2020	40,000.00	1.490	198
AG1905003	241158	3010	CLIFFORD SCHEIBE	05/01/2019	50,000.00	1.490	04/15/2020	50,000.00	1.490	198
AG1905011	241159	3010	SHADE CREEK FARMS	05/01/2019	150,000.00	1.490	04/15/2020	150,000.00	1.490	198
AG1905029	241160	3010	SHOWALTER DAIRY FARMS LL	05/01/2019	150,000.00	1.490	04/15/2020	150,000.00	1.490	198
AG1905037	241161	3010	TYLER STAHL	05/01/2019	15,000.00	1.490	04/15/2020	15,000.00	1.490	198
AG1905045	241162	3010	STEINERS CUSTOM FARMING	05/01/2019	100,000.00	1.490	04/15/2020	100,000.00	1.490	198
AG1905052	241163	3010	STEINER GRAIN FARMS AG SE	05/01/2019	120,000.00	1.490	04/15/2020	120,000.00	1.490	198
AG1905060	241164	3010	STEVEN AND ALYSON STEINE	05/01/2019	10,000.00	1.490	04/15/2020	10,000.00	1.490	198
AG1905078	241165	3010	CRAIG E and LYNELLE J STOLL	05/01/2019	30,000.00	1.490	04/15/2020	30,000.00	1.490	198
AG1905086	241166	3010	BRADLEY and MOLLY STULL	05/01/2019	35,000.00	1.490	04/15/2020	35,000.00	1.490	198
AG1905094	241167	3010	GREG and CHALA TROYER	05/01/2019	75,000.00	1.490	04/15/2020	75,000.00	1.490	198
AG1905102	241168	3010	WASUKA FARMS INC	05/01/2019	150,000.00	1.490	04/15/2020	150,000.00	1.490	198
AG1904089	241169	3010	LAROY WEAVER	05/01/2019	150,000.00	1.490	04/15/2020	150,000.00	1.490	198
AG1905110	241171	3010	WILLIAM AND DARLA WEAVER	05/01/2019	80,000.00	1.490	04/15/2020	80,000.00	1.490	198
AG1905128	241172	3010	WILDWOOD LEGACY FARMS L	05/01/2019	25,000.00	1.490	04/15/2020	25,000.00	1.490	198
AG1904386	241173	3010	WINDY WAY FARMS LTD	05/01/2019	150,000.00	1.490	04/15/2020	150,000.00	1.490	198
AG1905136	241174	3010	NATHAN L YODER	05/01/2019	50,000.00	1.490	04/15/2020	50,000.00	1.490	198
AG1905144	241175	3010	SIMON YODER	05/01/2019	60,000.00	1.490	04/15/2020	60,000.00	1.490	198
AG1904220	241176	3010	IVAN ZIMMERMAN	05/01/2019	60,000.00	1.490	04/15/2020	60,000.00	1.490	198
AG1904204	241177	3010	LYNDON MILLER	05/01/2019	150,000.00	1.490	04/15/2020	150,000.00	1.490	198
AG1905151	241178	3010	JAMES and MARY BETH RICHA	05/01/2019	45,262.00	1.490	04/15/2020	45,262.00	1.490	198
AG1905169	241179	3010	TROY SHAUM	05/01/2019	75,000.00	1.490	04/15/2020	75,000.00	1.490	198
AG1905177	241180	3010	ROGER and NEDRA STEINER	05/01/2019	100,000.00	1.490	04/15/2020	100,000.00	1.490	198
AG1905185	241181	3010	DALE AMSTUTZ	05/01/2019	50,000.00	1.490	04/15/2020	50,000.00	1.490	198
AG1904212	241182	3010	ELMER GRABER	05/01/2019	40,000.00	1.490	04/15/2020	40,000.00	1.490	198
AG1904022	241183	3010	ELI A MILLER	05/01/2019	75,000.00	1.490	04/15/2020	75,000.00	1.490	198



Run Date: 10/3/2019 12:04:27 PM

Investments Outstanding As Of Date: 9/30/2019

INVENTORY BY MATURITY REPORT

CUSIP	Investment #	Fund	Issuer	Purchase Date	Current Book	Current Rate	Maturity Date	Current Par	YTM	Days to Maturity
AG1905193	241184	3010	WILLOW BROOK DAIRY LLC	05/01/2019	150,000.00	1.490	04/15/2020	150,000.00	1.490	198
AG1905201	241185	3010	KIRT and JULIE KEENER	05/01/2019	15,000.00	1.490	04/15/2020	15,000.00	1.490	198
AG1905219	241186	3010	JOHN and PATRICIA STEINER	05/01/2019	20,000.00	1.490	04/15/2020	20,000.00	1.490	198
AG1904097	241187	3010	JAMES and LINDA FISHER	05/01/2019	25,000.00	1.490	04/15/2020	25,000.00	1.490	198
AG1905227	241188	3010	JCB REDICK FARMS LLC	05/01/2019	150,000.00	1.490	04/15/2020	150,000.00	1.490	198
AG1905235	241189	3010	LISA WEIMAN	05/01/2019	10,000.00	1.490	04/15/2020	10,000.00	1.490	198
AG1905243	241190	3010	HERSHEY CROPLAND LLC	05/01/2019	10,000.00	1.490	04/15/2020	10,000.00	1.490	198
AG1905250	241191	3010	CALF COUNTRY FARMS LTD	05/01/2019	15,000.00	1.490	04/15/2020	15,000.00	1.490	198
AG1905268	241192	3010	ROBERT WINKLER	05/01/2019	50,000.00	1.490	04/15/2020	50,000.00	1.490	198
AG1904238	241193	3010	BAR LEE JERSEYS LLC	05/01/2019	30,000.00	1.490	04/15/2020	30,000.00	1.490	198
AG1905276	241194	3010	MD WALNUT VALLEY FARM LL	05/01/2019	50,000.00	1.490	04/15/2020	50,000.00	1.490	198
AG1905284	241195	3010	EDWARD and CHARLOTTE SH	05/01/2019	125,000.00	1.490	04/15/2020	125,000.00	1.490	198
AG1905292	241196	3010	DAVID CARSON	05/01/2019	30,300.00	1.490	04/15/2020	30,300.00	1.490	198
AG1905300	241197	3010	RYAN M EBERLY	05/01/2019	20,000.00	1.490	04/15/2020	20,000.00	1.490	198
AG1905318	241198	3010	EDWARD YODER	05/01/2019	100,000.00	1.490	04/15/2020	100,000.00	1.490	198
AG1904394	241199	3010	MARK AND CARLA FRANK	05/01/2019	150,000.00	1.490	04/15/2020	150,000.00	1.490	198
AG1906548	241472	3010	DUSTIN MILLER	05/29/2019	40,000.00	1.490	04/15/2020	40,000.00	1.490	198
AG1906563	241661	3010	JOHN WALKER	06/18/2019	65,000.00	1.490	04/15/2020	65,000.00	1.490	198
AG1906571	241662	3010	JOHN KNISLEY	06/18/2019	150,000.00	1.490	04/15/2020	150,000.00	1.490	198
AG1906589	241739	3010	COWMOOCH DAIRY LLC	06/20/2019	150,000.00	1.490	04/15/2020	150,000.00	1.490	198
AG2000028	242091	3010	MATTHEW ROUSH	07/23/2019	20,000.00	.001	04/15/2020	20,000.00	.001	198
AG2000036	242272	3010	DOUGHTY VALLEY HOLSTEINS	08/08/2019	150,000.00	.000	04/15/2020	150,000.00	.000	198
AG2000044	242367	3010	KENNETH R. DIBERT	08/15/2019	85,000.00	.001	04/15/2020	85,000.00	.001	198
AG2000051	242368	3010	LYNN COLLERT	08/15/2019	40,000.00	.001	04/15/2020	40,000.00	.001	198
AG2000069	242369	3010	JOHN GAZAREK	08/15/2019	130,000.00	.001	04/15/2020	130,000.00	.001	198
AG2000077	242370	3010	WILLIAMS FARMS LLC	08/15/2019	150,000.00	.001	04/15/2020	150,000.00	.001	198
AG2000085	242371	3010	TRI -Z INC.	08/15/2019	150,000.00	.001	04/15/2020	150,000.00	.001	198
AG2000093	242372	3010	DANIEL KELLER	08/15/2019	150,000.00	.001	04/15/2020	150,000.00	.001	198
AG2000101	242373	3010	ROBERT ERNEST	08/15/2019	120,000.00	.001	04/15/2020	120,000.00	.001	198
AG2000119	242374	3010	SCHUMACHER & BASINGER LL	08/15/2019	150,000.00	.001	04/15/2020	150,000.00	.001	198
AG2000127	242375	3010	EDWARD BRICKNER	08/15/2019	65,000.00	.001	04/15/2020	65,000.00	.001	198
AG2000135	242376	3010	PATRICK BOYLES	08/15/2019	50,000.00	.001	04/15/2020	50,000.00	.001	198
AG2000143	242377	3010	BRICKNER FARM SERVICE LLC	08/15/2019	150,000.00	.001	04/15/2020	150,000.00	.001	198



Run Date: 10/3/2019 12:04:27 PM

Investments Outstanding As Of Date: 9/30/2019

INVENTORY BY MATURITY REPORT

CUSIP	Investment #	Fund	Issuer	Purchase Date	Current Book	Current Rate	Maturity Date	Current Par	YTM	Days to Maturity
AG2000150	242378	3010	BRIAN HERSHBERGER	08/15/2019	80,000.00	.001	04/15/2020	80,000.00	.001	198
AG2000168	242379	3010	HERSHBERGER FARM LLC	08/15/2019	100,000.00	.001	04/15/2020	100,000.00	.001	198
AG2000176	242380	3010	G & R FARMS FLP	08/15/2019	150,000.00	.001	04/15/2020	150,000.00	.001	198
AG2000184	242381	3010	RICHARD BIXEL	08/15/2019	150,000.00	.001	04/15/2020	150,000.00	.001	198
AG2000192	242382	3010	KORY HEFNER	08/15/2019	25,000.00	.001	04/15/2020	25,000.00	.001	198
AG2000200	242383	3010	BRIDENBAUGH FAMILY HERTI	08/15/2019	25,000.00	.001	04/15/2020	25,000.00	.001	198
AG2000218	242384	3010	JERRY FRANTZ	08/15/2019	100,000.00	.001	04/15/2020	100,000.00	.001	198
AG2000226	242385	3010	MICHAEL FRANTZ	08/15/2019	30,000.00	.001	04/15/2020	30,000.00	.001	198
AG2000234	242386	3010	TNT FARMS LLC	08/15/2019	150,000.00	.001	04/15/2020	150,000.00	.001	198
AG2000242	242387	3010	ROBERT ZIMMERMAN	08/15/2019	150,000.00	.001	04/15/2020	150,000.00	.001	198
AG2000259	242388	3010	NEAL HARRIS	08/15/2019	150,000.00	.001	04/15/2020	150,000.00	.001	198
AG2000267	242389	3010	CODY RODABAUGH	08/15/2019	100,000.00	.001	04/15/2020	100,000.00	.001	198
AG2000275	242390	3010	MEYER RIVERVIEW FARMS IN	08/15/2019	150,000.00	.001	04/15/2020	150,000.00	.001	198
AG2000283	242391	3010	JAMES WILLIAMS III	08/15/2019	30,000.00	.001	04/15/2020	30,000.00	.001	198
AG2000291	242392	3010	DEAN BIXEL	08/15/2019	150,000.00	.001	04/15/2020	150,000.00	.001	198
AG2000309	242393	3010	ALEX JONES	08/15/2019	85,000.00	.001	04/15/2020	85,000.00	.001	198
AG2000317	242394	3010	BEAVERDAM CONTRACTING I	08/15/2019	150,000.00	.001	04/15/2020	150,000.00	.001	198
AG2000325	242395	3010	ROBERT L. RIEMAN	08/15/2019	120,000.00	.001	04/15/2020	120,000.00	.001	198
AG2000333	242534	3010	TATE FARMS	08/28/2019	150,000.00	.001	04/15/2020	150,000.00	.001	198
3130A8RW5	227410	1010	FHLB DEBENTURE 1.300 4-21-	07/21/2016	8,993,250.00	1.300	04/21/2020	9,000,000.00	1.321	204
3133EGNF8	227686	1010	FFCB DEBENTURE 1.300 4-21-	08/10/2016	10,997,800.00	1.300	04/21/2020	11,000,000.00	1.306	204
RE1800045	236449	3040	CHAPMAN DISTRIB STACK & G	04/24/2018	202,000.00	1.500	04/24/2020	202,000.00	1.500	207
LD1800431	236471	3050	SELECT MACHINE INC.	04/25/2018	150,000.00	1.500	04/24/2020	150,000.00	1.500	207
LD1800449	236500	3050	JUDDS TRANSPORT LLC	04/26/2018	145,000.00	1.500	04/24/2020	145,000.00	1.500	207
EC1801322	236501	3030	MARIAN DEL VECHIO	04/26/2018	312,140.92	1.500	04/24/2020	312,140.92	1.500	207
EC1801314	236502	3030	NICHOLAS WOHLFARTH	04/26/2018	250,000.00	1.500	04/24/2020	250,000.00	1.500	207
EC1801306	236503	3030	MARK AGRICOLA	04/26/2018	322,875.00	1.500	04/24/2020	322,875.00	1.500	207
EC1801298	236504	3030	CAMERON THOMPSON	04/26/2018	350,000.00	1.500	04/24/2020	350,000.00	1.500	207
EC1801280	236505	3030	JEANNETTE DIESMAN	04/26/2018	175,700.00	1.500	04/24/2020	175,700.00	1.500	207
EC1801272	236506	3030	JENNIFER & MATTHEW PLUM	04/26/2018	104,600.00	1.500	04/24/2020	104,600.00	1.500	207
EC1801264	236507	3030	JERRY MCCREERY	04/26/2018	122,956.25	1.500	04/24/2020	122,956.25	1.500	207
3136G2GR2	221724	1010	FNMA DEBENTURE	04/28/2015	10,000,000.00	1.500	04/28/2020	10,000,000.00	1.500	211
912828K58	222389	1020	US TREASURY NOTE	04/30/2015	4,985,546.88	1.375	04/30/2020	5,000,000.00	1.435	213



Run Date: 10/3/2019 12:04:27 PM

Investments Outstanding As Of Date: 9/30/2019

INVENTORY BY MATURITY REPORT

CUSIP	Investment #	Fund	Issuer	Purchase Date	Current Book	Current Rate	Maturity Date	Current Par	YTM	Days to Maturity
912828K58	222390	1020	US TREASURY NOTE	04/30/2015	4,993,750.00	1.375	04/30/2020	5,000,000.00	1.401	213
912828VA5	223419	1020	US TREASURY NOTE	07/21/2015	9,742,968.75	1.125	04/30/2020	10,000,000.00	1.687	213
912828VA5	226850	1020	US TREASURY NOTE 1.125 4-3	05/19/2016	9,953,125.00	1.125	04/30/2020	10,000,000.00	1.247	213
713448CS5	227946	1030	PEPSICO INC 1.850 4-30-20	09/08/2016	5,107,197.44	1.850	04/30/2020	5,024,000.00	1.382	213
9128284J6	236701	1020	T 2 3-8 04-30-20	05/04/2018	9,981,250.00	2.375	04/30/2020	10,000,000.00	2.472	213
36962G2T0	222865	1030	GENERAL ELECTRIC CAPITAL	06/08/2015	5,754,900.00	5.550	05/04/2020	5,000,000.00	2.279	217
RE1800052	236722	3040	THE JAMES L GROSS LUMBER	05/07/2018	116,846.00	1.500	05/07/2020	116,846.00	1.500	220
LD1800456	236749	3050	BENEFACTOR GROUP	05/09/2018	62,000.00	1.500	05/08/2020	62,000.00	1.500	221
912833KZ2	181166	2000	US TREASURY STRIP	05/31/2007	25,897.50	.000	05/15/2020	50,000.00	5.143	228
912833KZ2	181414	2000	US TREASURY STRIP	06/26/2007	25,164.00	.000	05/15/2020	50,000.00	5.400	228
912833KZ2	181555	2000	US TREASURY STRIP	07/06/2007	25,600.00	.000	05/15/2020	50,000.00	5.274	228
912833KZ2	181861	2000	US TREASURY STRIP	07/30/2007	52,047.00	.000	05/15/2020	100,000.00	5.170	228
912833KZ2	182551	2000	US TREASURY STRIP	09/25/2007	52,950.00	.000	05/15/2020	100,000.00	5.095	228
912833KZ2	186333	2010	US TREASURY STRIP	05/22/2008	4,403,774.98	.000	05/15/2020	7,538,000.00	4.537	228
912833KZ2	186418	2000	US TREASURY STRIP	05/27/2008	29,458.00	.000	05/15/2020	50,000.00	4.470	228
912833KZ2	186664	2000	US TREASURY STRIP	06/09/2008	14,547.00	.000	05/15/2020	25,000.00	4.590	228
912833KZ2	187227	2000	US TREASURY STRIP	07/11/2008	5,904.40	.000	05/15/2020	10,000.00	4.498	228
912833KZ2	192215	2000	US TREASURY STRIP	05/13/2009	95,820.00	.000	05/15/2020	150,000.00	4.114	228
912833KZ2	193234	2000	US TREASURY STRIP	08/18/2009	31,469.72	.000	05/15/2020	50,000.00	4.357	228
912833KZ2	197099	2000	US TREASURY STRIP	05/11/2010	207,171.79	.000	05/15/2020	306,000.00	3.934	228
912833KZ2	197192	2000	US TREASURY STRIP	05/14/2010	16,931.75	.000	05/15/2020	25,000.00	3.934	228
912833KZ2	198374	2000	US TREASURY STRIP	06/30/2010	36,040.00	.000	05/15/2020	50,000.00	3.343	228
912833KZ2	198700	2000	US TREASURY STRIP	07/13/2010	71,733.00	.000	05/15/2020	100,000.00	3.405	228
912833KZ2	205474	2000	US TREASURY STRIP	05/09/2011	74,378.00	.000	05/15/2020	100,000.00	3.310	228
912833KZ2	206119	2000	US TREASURY STRIP	06/13/2011	76,671.00	.000	05/15/2020	100,000.00	3.000	228
912833KZ2	206335	2000	US TREASURY STRIP	06/23/2011	38,333.00	.000	05/15/2020	50,000.00	3.010	228
912833KZ2	206371	2000	US TREASURY STRIP	06/27/2011	38,303.50	.000	05/15/2020	50,000.00	3.022	228
912833KZ2	210178	2000	US TREASURY STRIP	05/16/2012	44,118.50	.000	05/15/2020	50,000.00	1.571	228
912833KZ2	210393	2000	US TREASURY STRIP	06/06/2012	45,436.50	.000	05/15/2020	50,000.00	1.209	228
912833KZ2	210599	2000	US TREASURY STRIP	06/25/2012	44,824.50	.000	05/15/2020	50,000.00	1.390	228
912833KZ2	214702	2000	US TREASURY STRIP	06/17/2013	44,663.50	.000	05/15/2020	50,000.00	1.640	228
912833KZ2	218182	2000	US TREASURY STRIP	06/26/2014	44,421.50	.000	05/15/2020	50,000.00	2.020	228
912833KZ2	218208	2000	US TREASURY STRIP	06/27/2014	44,369.50	.000	05/15/2020	50,000.00	2.041	228



Run Date: 10/3/2019 12:04:27 PM

Investments Outstanding As Of Date: 9/30/2019

INVENTORY BY MATURITY REPORT

CUSIP	Investment #	Fund	Issuer	Purchase Date	Current Book	Current Rate	Maturity Date	Current Par	YTM	Days to Maturity
912833KZ2	218578	2000	US TREASURY STRIP	07/31/2014	44,634.50	.000	05/15/2020	50,000.00	1.970	228
912833KZ2	222622	2000	US TREASURY STRIP	05/21/2015	230,715.00	.000	05/15/2020	250,000.00	1.617	228
459200HM6	224871	1030	IBM CORP	12/07/2015	4,924,250.00	1.625	05/15/2020	5,000,000.00	1.983	228
313382ZC0	225389	1010	FHLB DEBENTURE	02/04/2016	4,997,900.00	1.500	05/15/2020	5,000,000.00	1.510	228
912833KZ2	226885	2000	US TREASURY STRI ZERO-% 5	05/26/2016	113,976.00	.000	05/15/2020	120,000.00	1.302	228
459200HM6	227256	1030	IBM CORP 1.625 5-15-20	07/12/2016	7,114,870.00	1.625	05/15/2020	7,000,000.00	1.187	228
912833KZ2	227311	2000	US TREASURY STRI ZERO-% 5	07/15/2016	48,206.50	.000	05/15/2020	50,000.00	.955	228
912833KZ2	227496	2000	US TREASURY STRI ZERO-% 5	07/29/2016	38,448.40	.000	05/15/2020	40,000.00	1.045	228
912833KZ2	227667	2000	US TREASURY STRI ZERO-% 5	08/12/2016	96,249.00	.000	05/15/2020	100,000.00	1.020	228
912833KZ2	231302	2000	S 0 05-15-20	05/11/2017	38,153.20	.000	05/15/2020	40,000.00	1.576	228
912833KZ2	231582	2000	S 0 05-15-20	06/02/2017	38,291.20	.000	05/15/2020	40,000.00	1.485	228
EC1801371	236821	3030	ROBERT-DEBORAHJ FRANKAR	05/17/2018	234,325.00	1.500	05/15/2020	234,325.00	1.500	228
EC1801363	236822	3030	FRANKLIN & SUSAN BROWN	05/17/2018	270,606.00	1.500	05/15/2020	270,606.00	1.500	228
EC1801355	236823	3030	TED KIENZLE	05/17/2018	55,797.16	1.500	05/15/2020	55,797.16	1.500	228
EC1801348	236824	3030	THOMAS HANLEY	05/17/2018	239,040.00	1.500	05/15/2020	239,040.00	1.500	228
EC1801330	236825	3030	BAHRAM AND JODIE MIRFEND	05/17/2018	151,749.80	1.500	05/15/2020	151,749.80	1.500	228
912833KZ2	237029	2000	S 0 05-15-20	06/14/2018	38,145.20	.000	05/15/2020	40,000.00	2.490	228
912833KZ2	237314	2000	S 0 05-15-20	07/06/2018	38,194.00	.000	05/15/2020	40,000.00	2.501	228
912833KZ2	237414	2000	S 0 05-15-20	07/12/2018	38,184.40	.000	05/15/2020	40,000.00	2.537	228
912833KZ2	241253	2000	S 0 05-15-20	05/09/2019	39,072.80	.000	05/15/2020	40,000.00	2.320	228
912833KZ2	241677	2000	S 0 05-15-20	06/21/2019	39,294.80	.000	05/15/2020	40,000.00	1.987	228
9128207C5	241926	2000	SPY 0 05-15-20	07/11/2019	39,316.40	.000	05/15/2020	40,000.00	2.050	228
912833KZ2	242046	2000	S 0 05-15-20	07/22/2019	246,110.00	.000	05/15/2020	250,000.00	1.933	228
912833KZ2	242096	2000	S 0 05-15-20	07/26/2019	39,396.00	.000	05/15/2020	40,000.00	1.901	228
LD1800464	236837	3050	CLEMENT CONSTRUCTION IN	05/18/2018	50,000.00	1.500	05/18/2020	50,000.00	1.500	231
LD1800472	236850	3050	NAVE & SONS LAWNCARE	05/21/2018	20,757.36	1.500	05/21/2020	20,757.36	1.500	234
0258M0DT3	222940	1030	AMERICAN EXPRESS CREDIT C	06/12/2015	9,932,800.00	2.375	05/26/2020	10,000,000.00	2.520	239
EC1801389	236924	3030	TIMOTHY HALL	05/30/2018	350,000.00	1.500	05/29/2020	350,000.00	1.500	242
912828XE5	222828	1020	US TREASURY NOTE	06/03/2015	9,953,906.25	1.500	05/31/2020	10,000,000.00	1.596	244
912828XE5	223219	1020	US TREASURY NOTE	07/02/2015	9,918,750.00	1.500	05/31/2020	10,000,000.00	1.673	244
912828VF4	228681	1020	US TREASURY NOTE	11/21/2016	14,946,679.69	1.375	05/31/2020	15,000,000.00	1.479	244
9128284Q0	236991	1020	T 2 1-2 05-31-20	06/08/2018	14,995,312.50	2.500	05/31/2020	15,000,000.00	2.516	244
69353REP9	222790	1030	PNC FIN SERV GROUP	06/03/2015	10,016,700.00	2.300	06/01/2020	10,000,000.00	2.264	245



Run Date: 10/3/2019 12:04:27 PM

Investments Outstanding As Of Date: 9/30/2019

INVENTORY BY MATURITY REPORT

CUSIP	Investment #	Fund	Issuer	Purchase Date	Current Book	Current Rate	Maturity Date	Current Par	YTM	Days to Maturity
EC1801405	237014	3030	ANITA LILLIBRIDGE	06/11/2018	122,500.00	1.500	06/11/2020	122,500.00	1.500	255
EC1801397	237015	3030	WILLIAM DOKKO	06/11/2018	339,360.00	1.500	06/11/2020	339,360.00	1.500	255
313383HU8	225520	1010	FHLB DEBENTURE	02/19/2016	10,592,920.00	1.750	06/12/2020	10,400,000.00	1.306	256
3136G3CU7	225588	1010	FNMA DEBENTURE	03/15/2016	15,000,000.00	1.550	06/15/2020	15,000,000.00	1.550	259
3136G3DE2	225612	1010	FNMA DEBENTURE	03/15/2016	15,000,000.00	1.550	06/15/2020	15,000,000.00	1.550	259
LD1800480	237100	3050	TRIBUTE CONTRACTING CON	06/15/2018	67,699.97	1.500	06/15/2020	67,699.97	1.500	259
LD1800498	237119	3050	EXTREME CLEAN OF OHIO LT	06/18/2018	209,500.65	1.500	06/18/2020	209,500.65	1.500	262
LD1800506	237150	3050	COLBURN PATTERSON LLC	06/19/2018	166,774.58	1.500	06/19/2020	166,774.58	1.500	263
3135G0D75	223822	1010	FNMA DEBENTURE	08/21/2015	9,952,600.00	1.500	06/22/2020	10,000,000.00	1.602	266
3135G0D75	224627	1010	FNMA DEBENTURE	11/03/2015	7,474,875.00	1.500	06/22/2020	7,500,000.00	1.575	266
EC1801488	237217	3030	JON AND SANDRA BURKHOLD	06/22/2018	311,307.92	1.750	06/22/2020	311,307.92	1.750	266
EC1801470	237218	3030	ERIC SISCO	06/22/2018	75,000.00	1.750	06/22/2020	75,000.00	1.750	266
EC1801462	237219	3030	ANNE & GREGORY KRABACHE	06/22/2018	185,842.58	1.750	06/22/2020	185,842.58	1.750	266
EC1801454	237220	3030	RYAN HAMMOCK	06/22/2018	24,162.85	1.750	06/22/2020	24,162.85	1.750	266
EC1801447	237221	3030	SALLY ARMSTRONG	06/22/2018	115,000.00	1.750	06/22/2020	115,000.00	1.750	266
EC1801439	237222	3030	MARCUS PATTERSON	06/22/2018	31,310.00	1.750	06/22/2020	31,310.00	1.750	266
EC1801421	237223	3030	ANTHONY FENICE	06/22/2018	100,000.00	1.750	06/22/2020	100,000.00	1.750	266
EC1801413	237224	3030	MARY HALDEMAN	06/22/2018	243,950.00	1.750	06/22/2020	243,950.00	1.750	266
46625HLW8	227358	1030	JP MORGAN CHASE 2.750 6-23	07/19/2016	10,306,900.00	2.750	06/23/2020	10,000,000.00	1.935	267
LD1800514	237256	3050	M & M WINE CELLAR	06/26/2018	400,000.00	1.750	06/26/2020	400,000.00	1.750	270
EC1801504	237257	3030	STEPHANIE MURRAY	06/26/2018	54,389.60	1.750	06/26/2020	54,389.60	1.750	270
EC1801496	237258	3030	ERIN AND AMY KEEGAN	06/26/2018	90,000.00	1.750	06/26/2020	90,000.00	1.750	270
EC1801512	237259	3030	RYAN HOISINGTON	06/26/2018	198,875.00	1.750	06/26/2020	198,875.00	1.750	270
EC1801538	237260	3030	CLINTON BOLEY	06/26/2018	125,000.00	1.750	06/26/2020	125,000.00	1.750	270
EC1801520	237261	3030	DOUGLAS CAVIN	06/26/2018	109,425.00	1.750	06/26/2020	109,425.00	1.750	270
EC1801561	237262	3030	DOUGLAS WARNER	06/26/2018	110,819.10	1.750	06/26/2020	110,819.10	1.750	270
EC1801553	237263	3030	JERRY MCCREERY	06/26/2018	126,415.00	1.750	06/26/2020	126,415.00	1.750	270
EC1801546	237264	3030	BILL SLACK	06/26/2018	63,957.80	1.750	06/26/2020	63,957.80	1.750	270
912828VJ6	223953	1020	US TREASURY NOTE	09/09/2015	25,416,015.63	1.875	06/30/2020	25,000,000.00	1.515	274
912828XH8	229237	1020	T 1 5-8 06-30-20	01/23/2017	9,985,156.25	1.625	06/30/2020	10,000,000.00	1.670	274
LD1900017	237364	3050	ROXANNA CLEARING & DEMO	07/05/2018	19,400.00	1.750	07/03/2020	19,400.00	1.750	277
931142CU5	224975	1030	WAL-MART STORES	12/21/2015	9,809,257.50	3.625	07/08/2020	9,150,000.00	1.961	282
3133EGLF0	227464	1010	FFCB DEBENTURE 1.290 7-13-	07/25/2016	8,429,799.00	1.290	07/13/2020	8,445,000.00	1.337	287



Run Date: 10/3/2019 12:04:27 PM

Investments Outstanding As Of Date: 9/30/2019

INVENTORY BY MATURITY REPORT

CUSIP	Investment #	Fund	Issuer	Purchase Date	Current Book	Current Rate	Maturity Date	Current Par	YTM	Days to Maturity
LD1900025	237482	3050	ANGEL ANIMAL HOSPITAL INC	07/13/2018	176,945.00	1.750	07/13/2020	176,945.00	1.750	287
31359YCG0	147428	2000	FNMA STRIP	03/07/2001	340,506.60	.000	07/15/2020	1,140,000.00	6.340	289
31359YCG0	178426	2000	FNMA STRIP	10/06/2006	2,925,051.42	.000	07/15/2020	5,919,000.00	5.183	289
LD1900033	237511	3050	STEFANO-NICHOLAS MGT CO	07/17/2018	355,000.00	1.750	07/17/2020	355,000.00	1.750	291
EC1900017	237512	3030	BENJAMIN HAUCK	07/17/2018	294,843.85	1.750	07/17/2020	294,843.85	1.750	291
EC1900025	237532	3030	MAYNARD MILLER	07/18/2018	72,600.00	1.750	07/17/2020	72,600.00	1.750	291
LD1900041	237533	3050	PERFORMANCE R & D LLC	07/18/2018	177,779.38	1.750	07/17/2020	177,779.38	1.750	291
EC1900033	237560	3030	JEFFREY CICCHELLA	07/20/2018	140,000.00	1.750	07/20/2020	140,000.00	1.750	294
94974BGM6	224275	1030	WELLS FARGO & CO	10/02/2015	5,066,500.00	2.600	07/22/2020	5,000,000.00	2.306	296
46625HHS2	224283	1030	JP MORGAN CHASE & CO	10/05/2015	5,414,600.00	4.400	07/22/2020	5,000,000.00	2.552	296
3136G4NP4	240759	1010	FNMA 1.8 07-24-20	04/18/2019	2,478,278.98	1.800	07/24/2020	2,500,000.00	2.500	298
3136G3H73	227463	1010	FNMA DEBENTURE 1.375 7-27	07/27/2016	7,065,000.00	1.375	07/27/2020	7,065,000.00	1.375	301
EC1900041	237637	3030	RICHARD WILSON	07/27/2018	111,500.00	1.750	07/27/2020	111,500.00	1.750	301
EC1900058	237638	3030	MICHAEL NOONE	07/27/2018	181,500.00	1.750	07/27/2020	181,500.00	1.750	301
EC1900074	237639	3030	MICHAEL STANDOHAR	07/27/2018	81,500.00	1.750	07/27/2020	81,500.00	1.750	301
EC1900066	237640	3030	JOHN AND LIESEL SERYAK	07/27/2018	205,499.77	1.750	07/27/2020	205,499.77	1.750	301
EC1900082	237641	3030	ANTHONY AND CYNTHIA SUC	07/27/2018	336,000.00	1.750	07/27/2020	336,000.00	1.750	301
EC1900090	237642	3030	JOSEPH AND MARSHAKAE CLA	07/27/2018	267,782.27	1.750	07/27/2020	267,782.27	1.750	301
EC1900108	237643	3030	JOHN AND MELISSA RUFFNER	07/27/2018	80,000.00	1.750	07/27/2020	80,000.00	1.750	301
EC1900116	237644	3030	RICHARD LINDNER III	07/27/2018	311,213.00	1.750	07/27/2020	311,213.00	1.750	301
EC1900140	237645	3030	JEFFREY COOLEY	07/27/2018	76,400.00	1.750	07/27/2020	76,400.00	1.750	301
EC1900132	237646	3030	JEREMY CARRLE	07/27/2018	200,000.00	1.750	07/27/2020	200,000.00	1.750	301
EC1900124	237647	3030	BOZENA KNEZEVIC	07/27/2018	193,125.45	1.750	07/27/2020	193,125.45	1.750	301
458140AQ3	223496	1030	INTEL CORP	07/29/2015	10,038,900.00	2.450	07/29/2020	10,000,000.00	2.367	303
912828VP2	224615	1020	US TREASURY NOTE	11/02/2015	15,328,125.00	2.000	07/31/2020	15,000,000.00	1.520	305
912828VP2	224950	1020	US TREASURY NOTE	12/16/2015	5,070,872.90	2.000	07/31/2020	5,000,000.00	1.680	305
LD1900058	237673	3050	BAKERS COLLISION REPAIR S	07/31/2018	40,534.71	1.750	07/31/2020	40,534.71	1.750	305
EC1900157	237687	3030	ROBERT EDWARDS	08/01/2018	225,000.00	1.750	07/31/2020	225,000.00	1.750	305
88579YAQ4	231238	1030	MMM 2 08-07-20 MTN	05/08/2017	5,040,950.00	2.000	08/07/2020	5,000,000.00	1.739	312
88579YAQ4	231673	1030	MMM 2 08-07-20 MTN	06/13/2017	11,769,953.80	2.000	08/07/2020	11,660,000.00	1.691	312
3136G4NZ2	233451	1010	FNMA 1.7 08-10-20	08/23/2017	10,012,500.00	1.700	08/10/2020	10,000,000.00	1.657	315
EC1900165	237831	3030	RICHARD ROHR	08/14/2018	223,349.00	1.750	08/14/2020	223,349.00	1.750	319
912833LA6	178332	2000	US TREASURY STRIP	10/04/2006	25,556.00	.000	08/15/2020	50,000.00	4.900	320



Run Date: 10/3/2019 12:04:27 PM

Investments Outstanding As Of Date: 9/30/2019

INVENTORY BY MATURITY REPORT

CUSIP	Investment #	Fund	Issuer	Purchase Date	Current Book	Current Rate	Maturity Date	Current Par	YTM	Days to Maturity
912833LA6	178586	2000	US TREASURY STRIP	10/26/2006	69,324.30	.000	08/15/2020	138,000.00	5.050	320
912833LA6	178996	2000	US TREASURY STRIP	11/28/2006	26,106.00	.000	08/15/2020	50,000.00	4.795	320
912833LA6	182220	2000	US TREASURY STRIP	08/28/2007	52,849.00	.000	08/15/2020	100,000.00	4.980	320
912833LA6	182756	2000	US TREASURY STRIP	10/05/2007	53,520.00	.000	08/15/2020	100,000.00	4.920	320
912833LA6	188067	2000	US TREASURY STRIP	09/15/2008	30,425.00	.000	08/15/2020	50,000.00	4.213	320
912833LA6	188162	2010	US TREASURY STRIP	09/22/2008	356,158.08	.000	08/15/2020	576,000.00	4.082	320
912833LA6	193253	2000	US TREASURY STRIP	08/18/2009	62,346.25	.000	08/15/2020	100,000.00	4.345	320
912833LA6	199560	2000	US TREASURY STRIP	08/13/2010	36,519.00	.000	08/15/2020	50,000.00	3.165	320
912833LA6	200623	2000	US TREASURY STRIP	09/24/2010	74,633.00	.000	08/15/2020	100,000.00	2.980	320
912833LA6	207490	2000	US TREASURY STRIP	09/23/2011	42,107.50	.000	08/15/2020	50,000.00	1.941	320
912833LA6	207860	2000	US TREASURY STRIP	10/31/2011	82,610.00	.000	08/15/2020	100,000.00	2.185	320
912833LA6	207913	2000	US TREASURY STRIP	11/03/2011	41,309.00	.000	08/15/2020	50,000.00	2.186	320
912833LA6	211239	2000	US TREASURY STRIP	08/17/2012	44,737.50	.000	08/15/2020	50,000.00	1.396	320
912833LA6	211299	2000	US TREASURY STRIP	08/22/2012	88,707.00	.000	08/15/2020	100,000.00	1.507	320
912833LA6	215294	2000	US TREASURY STRIP	08/16/2013	43,021.00	.000	08/15/2020	50,000.00	2.160	320
912833LA6	215617	2000	US TREASURY STRIP	09/26/2013	43,264.00	.000	08/15/2020	50,000.00	2.113	320
912833LA6	215881	2000	US TREASURY STRIP	11/01/2013	87,983.00	.000	08/15/2020	100,000.00	1.895	320
912833LA6	218836	2000	US TREASURY STRIP	08/28/2014	355,648.00	.000	08/15/2020	400,000.00	1.980	320
912833LA6	219028	2000	US TREASURY STRIP	09/18/2014	88,300.00	.000	08/15/2020	100,000.00	2.117	320
912833LA6	219286	2000	US TREASURY STRIP	10/17/2014	36,105.60	.000	08/15/2020	40,000.00	1.765	320
912833LA6	224320	2000	USTREASURYSTRIP	10/08/2015	93,566.00	.000	08/15/2020	100,000.00	1.375	320
912833LA6	224481	2000	USTREASURYSTRIP	10/22/2015	93,391.00	.000	08/15/2020	100,000.00	1.425	320
912833LA6	224551	2000	USTREASURYSTRIP	10/29/2015	37,294.80	.000	08/15/2020	40,000.00	1.465	320
912833LA6	228088	2000	US TREASURY STRI ZERO-% 8	09/23/2016	47,937.00	.000	08/15/2020	50,000.00	1.085	320
912833LA6	228284	2000	US TREASURY STRI ZERO-% 8	10/14/2016	238,875.00	.000	08/15/2020	250,000.00	1.190	320
912833LA6	234127	2000	S 0 08-15-20	10/26/2017	38,177.20	.000	08/15/2020	40,000.00	1.670	320
912833LA6	234151	2000	S 0 08-15-20	10/26/2017	47,735.00	.000	08/15/2020	50,000.00	1.660	320
912833LA6	234186	2000	S 0 08-15-20	10/27/2017	23,868.50	.000	08/15/2020	25,000.00	1.660	320
912833LA6	237889	2000	S 0 08-15-20	08/23/2018	113,998.80	.000	08/15/2020	120,000.00	2.610	320
912833LA6	237916	2000	S 0 08-15-20	08/23/2018	37,999.60	.000	08/15/2020	40,000.00	2.610	320
912833LA6	237929	2000	S 0 08-15-20	08/23/2018	237,467.50	.000	08/15/2020	250,000.00	2.617	320
912833LA6	238206	2000	S 0 08-15-20	09/13/2018	37,984.00	.000	08/15/2020	40,000.00	2.710	320
912833LA6	238693	2000	S 0 08-15-20	10/25/2018	379,680.00	.000	08/15/2020	400,000.00	2.906	320



Run Date: 10/3/2019 12:04:27 PM

Investments Outstanding As Of Date: 9/30/2019

INVENTORY BY MATURITY REPORT

CUSIP	Investment #	Fund	Issuer	Purchase Date	Current Book	Current Rate	Maturity Date	Current Par	YTM	Days to Maturity
912833LA6	242337	2000	S O 08-15-20	08/19/2019	24,580.00	.000	08/15/2020	25,000.00	1.720	320
912833LA6	242566	2000	S O 08-15-20	09/06/2019	98,447.00	.000	08/15/2020	100,000.00	1.672	320
912833LA6	242659	2000	S O 08-15-20	09/12/2019	78,724.00	.000	08/15/2020	80,000.00	1.748	320
912833LA6	242796	2000	S O 08-15-20	09/23/2019	245,887.50	.000	08/15/2020	250,000.00	1.864	320
3136G2Y27	225385	1010	FNMA DEBENTURE	02/24/2016	10,000,000.00	1.450	08/24/2020	10,000,000.00	1.450	329
3135G0N66	227961	1010	FNMA DEBENTURE 1.400 8-24	09/07/2016	12,496,250.00	1.400	08/24/2020	12,500,000.00	1.408	329
EC1900173	238047	3030	KYLA SHOPE	08/27/2018	136,200.00	1.750	08/27/2020	136,200.00	1.750	332
RE1900019	238060	3040	PATENTED ACQUISITION COR	08/28/2018	436,584.00	1.750	08/28/2020	436,584.00	1.750	333
LD1900066	238082	3050	TOOL TECH LLC	08/29/2018	269,591.67	1.750	08/28/2020	269,591.67	1.750	333
EC1900249	238100	3030	GEOFFREY & GINA FOOTE	08/30/2018	279,729.87	1.750	08/28/2020	279,729.87	1.750	333
EC1900231	238101	3030	BRIAN AND PAMELA SHIVAK	08/30/2018	207,200.00	1.750	08/28/2020	207,200.00	1.750	333
EC1900223	238102	3030	PATRICK AND DIANA HERAK	08/30/2018	349,300.00	1.750	08/28/2020	349,300.00	1.750	333
EC1900207	238103	3030	JEFFREY AND ELIZABETH HOR	08/30/2018	250,000.00	1.750	08/28/2020	250,000.00	1.750	333
EC1900215	238104	3030	DONA AND SHARON LAYMAN	08/30/2018	274,610.00	1.750	08/28/2020	274,610.00	1.750	333
EC1900199	238105	3030	JOHN ROTTENBORN	08/30/2018	75,000.00	1.750	08/28/2020	75,000.00	1.750	333
EC1900181	238106	3030	DUSTIN BOLEY	08/30/2018	85,410.00	1.750	08/28/2020	85,410.00	1.750	333
912828VV9	224593	1020	US TREASURY NOTE	10/29/2015	10,342,968.75	2.125	08/31/2020	10,000,000.00	1.389	336
912828VV9	224679	1020	US TREASURY NOTE	11/06/2015	10,217,187.50	2.125	08/31/2020	10,000,000.00	1.654	336
912828L32	228468	1020	US TREASURY NOTE 1.375 8-3	10/31/2016	15,080,859.38	1.375	08/31/2020	15,000,000.00	1.230	336
912828VV9	237422	1020	T 2 1-8 08-31-20	07/11/2018	24,757,812.50	2.125	08/31/2020	25,000,000.00	2.593	336
EC1900256	238113	3030	JEROME LEWIS	08/31/2018	111,625.00	1.750	08/31/2020	111,625.00	1.750	336
EC1900264	238114	3030	KEVIN FITZGERALD	08/31/2018	150,000.00	1.750	08/31/2020	150,000.00	1.750	336
EC1900272	238115	3030	KEVIN AND SHARON ONEIL	08/31/2018	350,000.00	1.750	08/31/2020	350,000.00	1.750	336
EC1900280	238116	3030	MARK COBB	08/31/2018	100,000.00	1.750	08/31/2020	100,000.00	1.750	336
EC1900298	238117	3030	JOHN M MITCHELL	08/31/2018	297,500.00	1.750	08/31/2020	297,500.00	1.750	336
3133EHWO2	233539	1010	FFCB 1.68 09-01-20	09/01/2017	5,100,000.00	1.680	09/01/2020	5,100,000.00	1.680	337
LD1900074	238131	3050	UNIVERSAL FARMS	09/04/2018	200,000.00	1.750	09/04/2020	200,000.00	1.750	340
RE1900027	238190	3040	WHITE DOVE MATTRESS LLC	09/07/2018	490,000.00	1.750	09/04/2020	490,000.00	1.750	340
3133EGTM7	227994	1010	FFCB DEBENTURE 1.375 9-08-	09/12/2016	12,495,625.00	1.375	09/08/2020	12,500,000.00	1.384	344
3133XD4P3	227128	1010	FHLB DEBENTURE 4.625 9-11-	06/24/2016	5,719,103.25	4.625	09/11/2020	5,025,000.00	1.249	347
EC1900306	238243	3030	BARRY SNOW	09/11/2018	286,016.50	1.750	09/11/2020	286,016.50	1.750	347
EC1900314	238244	3030	MARK MARIANI	09/11/2018	152,500.00	1.750	09/11/2020	152,500.00	1.750	347
AG2000341	242726	3010	C&M HOFFMAN FARMS LLC	09/12/2019	150,000.00	.001	09/11/2020	150,000.00	.001	347



Run Date: 10/3/2019 12:04:27 PM

Investments Outstanding As Of Date: 9/30/2019

INVENTORY BY MATURITY REPORT

CUSIP	Investment #	Fund	Issuer	Purchase Date	Current Book	Current Rate	Maturity Date	Current Par	YTM	Days to Maturity
3134A4BS2	178674	2000	FHLMC STRIP	10/31/2006	555,718.32	.000	09/15/2020	1,146,000.00	5.286	351
3134A4BS2	178684	2000	FHLMC STRIP	10/31/2006	2,164,041.21	.000	09/15/2020	4,423,000.00	5.220	351
LD1900082	238326	3050	VANOVER TRUCKING LLC	09/19/2018	35,500.00	1.750	09/18/2020	35,500.00	1.750	354
LD1900090	238343	3050	A&E DAYCARE LLC	09/21/2018	400,000.00	1.750	09/21/2020	400,000.00	1.750	357
LD1900108	238381	3050	JUSTOP CARRY-OUT LLC	09/26/2018	400,000.00	1.750	09/25/2020	400,000.00	1.750	361
LD1900116	238382	3050	MENKE BROS. CONSTRUCTIO	09/26/2018	48,183.68	1.750	09/25/2020	48,183.68	1.750	361
LD1900124	238395	3050	FOUR PIZZA BOYS MANAGEME	09/26/2018	400,000.00	1.750	09/25/2020	400,000.00	1.750	361
RE1900035	238396	3040	RED ROCK FARM LLC	09/26/2018	71,270.15	1.750	09/25/2020	71,270.15	1.750	361
LD1900132	238410	3050	EDDIES LAWN AND LANDSCAP	09/27/2018	20,727.50	1.750	09/25/2020	20,727.50	1.750	361
LD1900140	238411	3050	STEVENS FAMILY BAKERYORC	09/27/2018	13,900.00	1.750	09/25/2020	13,900.00	1.750	361
EC1900447	238423	3030	KYLE NORDRUM	09/28/2018	350,000.00	1.750	09/28/2020	350,000.00	1.750	364
EC1900439	238424	3030	JAMES WAGNER	09/28/2018	203,420.00	1.750	09/28/2020	203,420.00	1.750	364
EC1900421	238425	3030	DANIEL PHILIPPS	09/28/2018	106,625.00	1.750	09/28/2020	106,625.00	1.750	364
EC1900413	238426	3030	KERRY MCKEEVER	09/28/2018	117,600.00	1.750	09/28/2020	117,600.00	1.750	364
EC1900405	238427	3030	NICOLE AND JAMES SHROYER	09/28/2018	344,750.00	1.750	09/28/2020	344,750.00	1.750	364
EC1900397	238428	3030	JOEL MCCREERY	09/28/2018	245,392.30	1.750	09/28/2020	245,392.30	1.750	364
EC1900371	238429	3030	WINFRED AND BARBARA RESS	09/28/2018	103,145.00	1.750	09/28/2020	103,145.00	1.750	364
EC1900389	238430	3030	GARY AND MARY SIWIERKA	09/28/2018	86,095.00	1.750	09/28/2020	86,095.00	1.750	364
EC1900363	238431	3030	AARON QUEEN	09/28/2018	35,000.00	1.750	09/28/2020	35,000.00	1.750	364
EC1900355	238432	3030	GLORIA &PATRICK CHESTNUT	09/28/2018	280,000.00	1.750	09/28/2020	280,000.00	1.750	364
EC1900348	238433	3030	NATHAN PARSONS	09/28/2018	49,639.75	1.750	09/28/2020	49,639.75	1.750	364
EC1900322	238434	3030	AMBER BOWMAN	09/28/2018	78,750.00	1.750	09/28/2020	78,750.00	1.750	364
EC1900330	238435	3030	CHRISTOPHER MARTINEZ	09/28/2018	55,000.00	1.750	09/28/2020	55,000.00	1.750	364
3136G4AU7	228020	1010	FNMA DEBENTURE 1.430 9-29	09/29/2016	15,000,000.00	1.430	09/29/2020	15,000,000.00	1.430	365
912828L65	224642	1020	US TREASURY NOTE	11/04/2015	14,862,890.62	1.375	09/30/2020	15,000,000.00	1.569	366
912828L65	224696	1020	US TREASURY NOTE	11/09/2015	9,828,125.00	1.375	09/30/2020	10,000,000.00	1.743	366
3130A7JB2	225680	1010	FHLB DEBENTURE	03/30/2016	8,666,325.00	1.450	09/30/2020	8,675,000.00	1.473	366
3134G9E78	227171	1010	FHLMC MEDIUM TER 1.280 9-	06/30/2016	10,000,000.00	1.280	09/30/2020	10,000,000.00	1.280	366
912828L65	229601	1020	T 1 3-8 09-30-20	02/17/2017	9,878,906.25	1.375	09/30/2020	10,000,000.00	1.722	366
594918AH7	224263	1030	MICROSOFT CORP	10/01/2015	7,899,075.00	3.000	10/01/2020	7,500,000.00	1.880	367
LD1900157	238465	3050	M & M HEATING AND COOLIN	10/02/2018	400,000.00	2.000	10/02/2020	400,000.00	2.000	368
LD1900165	238466	3050	VM SYSTEMS INC	10/02/2018	400,000.00	2.000	10/02/2020	400,000.00	2.000	368
3133EGXX8	228237	1010	FFCB DEBENTURE 1.340 10-13	10/13/2016	9,984,000.00	1.340	10/13/2020	10,000,000.00	1.381	379



Run Date: 10/3/2019 12:04:27 PM

Investments Outstanding As Of Date: 9/30/2019

INVENTORY BY MATURITY REPORT

CUSIP	Investment #	Fund	Issuer	Purchase Date	Current Book	Current Rate	Maturity Date	Current Par	YTM	Days to Maturity
713448DC9	224435	1030	PEPSICO INC	10/19/2015	5,037,200.00	2.150	10/14/2020	5,000,000.00	1.992	380
713448DC9	224695	1030	PEPSICO INC	11/12/2015	9,955,900.00	2.150	10/14/2020	10,000,000.00	2.245	380
76116FAE7	74345	2000	REF CORP STRIP	09/28/1998	663,205.00	.000	10/15/2020	2,300,000.00	5.721	381
3133EGMM4	227351	1010	FFCB DEBENTURE 1.375 10-19	07/19/2016	10,000,000.00	1.375	10/19/2020	10,000,000.00	1.375	385
3133EGZD0	228345	1010	FFCB DEBENTURE 1.330 10-20	10/20/2016	10,000,000.00	1.330	10/20/2020	10,000,000.00	1.330	386
LD1900173	238669	3050	PRINTEX INCORPORATED	10/22/2018	229,355.76	2.000	10/22/2020	229,355.76	2.000	388
LD1900181	238670	3050	MAHONING VALLEY TOOL & M	10/22/2018	171,790.17	2.000	10/22/2020	171,790.17	2.000	388
931142CZ4	228626	1030	WAL-MART STORES 3.250 10-	11/17/2016	7,900,500.00	3.250	10/25/2020	7,500,000.00	1.838	391
3130A7RQ0	226036	1010	FHLB DEBENTURE 1.550 10-26	04/26/2016	5,211,349.50	1.550	10/26/2020	5,215,000.00	1.566	392
LD1900199	238753	3050	VOSS BROTHERS SALES& REN	10/26/2018	400,000.00	2.000	10/26/2020	400,000.00	2.000	392
191216BT6	224919	1030	COCA COLA COMPANY	12/14/2015	5,790,295.02	1.875	10/27/2020	5,809,000.00	1.944	393
3130A9UH2	228505	1010	FHLB 1 10-27-20	11/02/2016	5,750,000.00	1.500	10/27/2020	5,750,000.00	1.500	393
191216BT6	233868	1030	KO 1 7-8 10-27-20	10/04/2017	4,053,523.50	1.875	10/27/2020	4,050,000.00	1.846	393
3136G3KV6	226536	1010	FNMA DEBENTURE 1.600 10-2	04/28/2016	8,570,712.50	1.600	10/28/2020	8,575,000.00	1.612	394
LD1900207	238765	3050	HJR NEWLON LLC NEW LEX D	10/29/2018	204,401.96	2.000	10/29/2020	204,401.96	2.000	395
LD1900215	238787	3050	RUSK OP FINDLAY LLC	10/31/2018	400,000.00	2.000	10/30/2020	400,000.00	2.000	396
912828L99	225587	1020	US TREASURY NOTE	02/29/2016	15,089,062.50	1.375	10/31/2020	15,000,000.00	1.244	397
19416QDR8	230220	1030	CL 2.95 11-01-20	04/06/2017	3,341,067.75	2.950	11/01/2020	3,225,000.00	1.902	398
3133EGC29	228534	1010	FFCB DEBENTURE 1.350 11-02	11/04/2016	9,996,500.00	1.350	11/02/2020	10,000,000.00	1.359	399
EC1900454	238820	3030	ALAN ANDERSON	11/05/2018	250,000.00	2.000	11/05/2020	250,000.00	2.000	402
EC1900462	238821	3030	DENNIS TWARY	11/05/2018	151,100.00	2.000	11/05/2020	151,100.00	2.000	402
EC1900470	238822	3030	MARGARET AND TIMOTHY KI	11/05/2018	33,818.45	2.000	11/05/2020	33,818.45	2.000	402
EC1900488	238823	3030	PRATAP GAJJALA	11/05/2018	326,654.44	2.000	11/05/2020	326,654.44	2.000	402
EC1900496	238824	3030	ERIC WILLIS	11/05/2018	186,116.00	2.000	11/05/2020	186,116.00	2.000	402
EC1900504	238825	3030	THOMAS MACHAMER	11/05/2018	182,000.00	2.000	11/05/2020	182,000.00	2.000	402
EC1900512	238826	3030	DONALD AND SANDRA WEINK	11/05/2018	100,000.00	2.000	11/05/2020	100,000.00	2.000	402
EC1900520	238827	3030	MICHAEL GILBERT	11/05/2018	50,320.00	2.000	11/05/2020	50,320.00	2.000	402
EC1900538	238828	3030	GREGORY AND MARGARET FE	11/05/2018	210,000.00	2.000	11/05/2020	210,000.00	2.000	402
EC1900546	238829	3030	DAVID AND MEIMEI TOORCHE	11/05/2018	60,100.00	2.000	11/05/2020	60,100.00	2.000	402
LD1900223	238863	3050	EDDIES LAWN AND LANDSCAP	11/07/2018	41,413.00	2.000	11/06/2020	41,413.00	2.000	403
LD1900231	238872	3050	TEAMONE BEC LLC	11/08/2018	200,000.00	2.000	11/06/2020	200,000.00	2.000	403
LD1900256	238891	3050	4-K TIRE INC.	11/09/2018	330,000.00	2.000	11/09/2020	330,000.00	2.000	406
LD1900249	238892	3050	KIDS COUNT DAYCARE INC	11/09/2018	15,814.77	2.000	11/09/2020	15,814.77	2.000	406



Run Date: 10/3/2019 12:04:27 PM

Investments Outstanding As Of Date: 9/30/2019

INVENTORY BY MATURITY REPORT

CUSIP	Investment #	Fund	Issuer	Purchase Date	Current Book	Current Rate	Maturity Date	Current Par	YTM	Days to Maturity
3133EGQS7	227794	1010	FFCB DEBENTURE 1.400 11-10	08/18/2016	4,695,000.00	1.400	11/10/2020	4,695,000.00	1.400	407
LD1900264	238902	3050	DYCO MANUFACTURING INC	11/13/2018	400,000.00	2.000	11/13/2020	400,000.00	2.000	410
LD1900272	238903	3050	OHIO VALLEY ANIMAL CLINIC	11/13/2018	74,500.00	2.000	11/13/2020	74,500.00	2.000	410
LD1900280	238940	3050	THE DOVER TANK AND PLATE	11/15/2018	397,159.74	2.000	11/13/2020	397,159.74	2.000	410
31358C7U4	178740	2000	FNMA STRIP	11/06/2006	3,285,074.73	.000	11/15/2020	6,783,000.00	5.237	412
912833LB4	179294	2000	US TREASURY STRIP	12/18/2006	129,142.50	.000	11/15/2020	250,000.00	4.806	412
912833LB4	183730	2000	US TREASURY STRIP	12/05/2007	28,195.00	.000	11/15/2020	50,000.00	4.475	412
912833LB4	183937	2000	US TREASURY STRIP	12/19/2007	54,147.00	.000	11/15/2020	100,000.00	4.810	412
912833LB4	184227	2000	US TREASURY STRIP	01/10/2008	85,065.00	.000	11/15/2020	150,000.00	4.465	412
912833LB4	189214	2000	US TREASURY STRIP	11/21/2008	57,578.00	.000	11/15/2020	100,000.00	4.660	412
912833LB4	189260	2000	US TREASURY STRIP	11/21/2008	3,050.00	.000	11/15/2020	5,000.00	4.168	412
912833LB4	189959	2000	US TREASURY STRIP	01/12/2009	163,860.00	.000	11/15/2020	250,000.00	3.600	412
912833LB4	190247	2000	US TREASURY STRIP	02/04/2009	62,834.00	.000	11/15/2020	100,000.00	3.985	412
912833LB4	194193	2000	US TREASURY STRIP	11/24/2009	65,206.00	.000	11/15/2020	100,000.00	3.934	412
912833LB4	194726	2000	US TREASURY STRIP	01/28/2010	32,388.00	.000	11/15/2020	50,000.00	4.063	412
912833LB4	201930	2000	US TREASURY STRIP	11/17/2010	37,497.00	.000	11/15/2020	50,000.00	2.900	412
912833LB4	202147	2000	US TREASURY STRIP	11/24/2010	36,668.50	.000	11/15/2020	50,000.00	3.133	412
912833LB4	203387	2000	US TREASURY STRIP	01/31/2011	70,436.00	.000	11/15/2020	100,000.00	3.613	412
912833LB4	212189	2000	US TREASURY STRIP	11/30/2012	135,129.00	.000	11/15/2020	150,000.00	1.316	412
912833LB4	212319	2000	US TREASURY STRIP	12/13/2012	316,526.00	.000	11/15/2020	350,000.00	1.273	412
912833LB4	212648	2000	US TREASURY STRIP	01/17/2013	44,592.00	.000	11/15/2020	50,000.00	1.468	412
912833LB4	216068	2000	US TREASURY STRIP	11/21/2013	43,347.50	.000	11/15/2020	50,000.00	2.055	412
912833LB4	216413	2000	US TREASURY STRIP	01/09/2014	84,991.00	.000	11/15/2020	100,000.00	2.389	412
912833LB4	219690	2000	US TREASURY STRIP	11/20/2014	222,632.50	.000	11/15/2020	250,000.00	1.946	412
912833LB4	220243	2000	US TREASURY STRIP	01/09/2015	45,392.50	.000	11/15/2020	50,000.00	1.660	412
912833LB4	220345	2000	US TREASURY STRIP	01/20/2015	91,323.00	.000	11/15/2020	100,000.00	1.566	412
912833LB4	220431	2000	US TREASURY STRIP	01/26/2015	91,907.00	.000	11/15/2020	100,000.00	1.460	412
912833LB4	220452	2000	US TREASURY STRIP	01/26/2015	45,875.50	.000	11/15/2020	50,000.00	1.490	412
912833LB4	220471	2000	US TREASURY STRIP	01/26/2015	36,724.80	.000	11/15/2020	40,000.00	1.478	412
912833LB4	220500	2000	US TREASURY STRIP	01/27/2015	229,117.50	.000	11/15/2020	250,000.00	1.510	412
912833LB4	220604	2000	US TREASURY STRIP	01/29/2015	228,420.00	.000	11/15/2020	250,000.00	1.564	412
912833LB4	225019	2000	USTREASURYSTRIP	12/24/2015	229,770.00	.000	11/15/2020	250,000.00	1.732	412
912833LB4	225340	2000	USTREASURYSTRIP	02/04/2016	93,537.00	.000	11/15/2020	100,000.00	1.403	412



Run Date: 10/3/2019 12:04:27 PM

Investments Outstanding As Of Date: 9/30/2019

INVENTORY BY MATURITY REPORT

CUSIP	Investment #	Fund	Issuer	Purchase Date	Current Book	Current Rate	Maturity Date	Current Par	YTM	Days to Maturity
912820WZ6	228569	2000	US TREASURY STRI ZERO-% 1	11/14/2016	17,137.80	.000	11/15/2020	18,000.00	1.230	412
912833LB4	229102	2000	S 0 11-15-20	01/12/2017	18,716.40	.000	11/15/2020	20,000.00	1.735	412
912833LB4	229104	2000	S 0 11-15-20	01/12/2017	18,716.40	.000	11/15/2020	20,000.00	1.735	412
912833LB4	229269	2000	S 0 11-15-20	01/26/2017	234,242.50	.000	11/15/2020	250,000.00	1.720	412
912833LB4	229395	2000	S 0 11-15-20	02/02/2017	37,477.20	.000	11/15/2020	40,000.00	1.730	412
912833LB4	234355	2000	S 0 11-15-20	11/16/2017	94,799.00	.000	11/15/2020	100,000.00	1.790	412
912833LB4	234928	2000	S 0 11-15-20	01/25/2018	37,620.00	.000	11/15/2020	40,000.00	2.200	412
912833LB4	235053	2000	S 0 11-15-20	02/02/2018	37,596.80	.000	11/15/2020	40,000.00	2.240	412
166764AY6	230085	1030	CVX 2.419 11-17-20	03/29/2017	5,462,385.72	2.419	11/17/2020	5,412,000.00	2.151	414
LD1900298	238969	3050	BROCK & ASSOCIATES BUILDE	11/19/2018	222,687.00	2.000	11/19/2020	222,687.00	2.000	416
3136G3Y82	227770	1010	FNMA DEBENTURE 1.200 11-2	08/24/2016	9,972,500.00	1.200	11/24/2020	10,000,000.00	1.267	421
LD1900306	239030	3050	JIMS OPEN KITCHEN LLC	11/28/2018	264,000.00	2.000	11/27/2020	264,000.00	2.000	424
912828A42	225691	1020	US TREASURY NOTE	03/11/2016	15,397,851.56	2.000	11/30/2020	15,000,000.00	1.417	427
912828M98	227462	1020	US TREASURY NOTE 1.625 11-	07/25/2016	20,478,125.00	1.625	11/30/2020	20,000,000.00	1.061	427
LD1900314	239054	3050	PORTAGE HEALTH NETWORK	11/30/2018	440,000.00	2.000	11/30/2020	440,000.00	2.000	427
RE1900043	239091	3040	F&K CONCEPTS INC.	12/06/2018	28,302.00	2.000	12/04/2020	28,302.00	2.000	431
3130A3U05	228261	1010	FHLB DEBENTURE 1.875 12-11	10/11/2016	11,214,114.00	1.875	12/11/2020	10,950,000.00	1.279	438
LD1900322	239126	3050	HJR NEWLON LTD	12/12/2018	89,343.97	2.000	12/11/2020	89,343.97	2.000	438
EC1900579	239133	3030	KEVIN CASTEEL	12/13/2018	75,000.00	2.000	12/11/2020	75,000.00	2.000	438
EC1900595	239134	3030	ANDREW ROTHMEELER	12/13/2018	206,167.50	2.000	12/11/2020	206,167.50	2.000	438
EC1900611	239135	3030	NICHOLAS KERR	12/13/2018	107,998.00	2.000	12/11/2020	107,998.00	2.000	438
EC1900629	239136	3030	DENNIS AND KRISTA HOODLE	12/13/2018	210,000.00	2.000	12/11/2020	210,000.00	2.000	438
EC1900637	239137	3030	JESSICA AND CHRISTOPHER S	12/13/2018	100,000.00	2.000	12/11/2020	100,000.00	2.000	438
EC1900553	239138	3030	LAURA VAN ANTWERP	12/13/2018	350,000.00	2.000	12/11/2020	350,000.00	2.000	438
EC1900561	239139	3030	TODD BATTSON	12/13/2018	149,910.00	2.000	12/11/2020	149,910.00	2.000	438
EC1900587	239140	3030	MICHAEL HALLABRIN	12/13/2018	181,678.00	2.000	12/11/2020	181,678.00	2.000	438
EC1900603	239141	3030	KAREN MURRAY	12/13/2018	143,500.00	2.000	12/11/2020	143,500.00	2.000	438
EC1900645	239142	3030	IRENE AND IHOR CHOMA AND	12/13/2018	75,700.00	2.000	12/11/2020	75,700.00	2.000	438
EC1900652	239143	3030	SETH AND CLARISSA JOHNSO	12/13/2018	174,831.40	2.000	12/11/2020	174,831.40	2.000	438
EC1900660	239144	3030	BARBARA BROCK	12/13/2018	53,035.00	2.000	12/11/2020	53,035.00	2.000	438
EC1900678	239145	3030	MATTHEW JOHNSON	12/13/2018	176,890.00	2.000	12/11/2020	176,890.00	2.000	438
EC1900686	239146	3030	MOLLY ROBERTSHAW	12/13/2018	75,000.00	2.000	12/11/2020	75,000.00	2.000	438
9128283L2	238118	1020	T 1 7-8 12-15-20	09/04/2018	24,572,265.63	1.875	12/15/2020	25,000,000.00	2.653	442



Run Date: 10/3/2019 12:04:27 PM

Investments Outstanding As Of Date: 9/30/2019

INVENTORY BY MATURITY REPORT

CUSIP	Investment #	Fund	Issuer	Purchase Date	Current Book	Current Rate	Maturity Date	Current Par	YTM	Days to Maturity
EC1900694	239171	3030	RYAN BERTHOLD	12/17/2018	56,000.00	2.000	12/17/2020	56,000.00	2.000	444
EC1900702	239172	3030	KIMBERLY AND PATRICK MCC	12/17/2018	75,000.00	2.000	12/17/2020	75,000.00	2.000	444
EC1900710	239173	3030	FRANK MYERS	12/17/2018	100,000.00	2.000	12/17/2020	100,000.00	2.000	444
EC1900728	239174	3030	BRANT CULLER	12/17/2018	73,625.00	2.000	12/17/2020	73,625.00	2.000	444
EC1900736	239175	3030	LYNN BREEN	12/17/2018	140,911.85	2.000	12/17/2020	140,911.85	2.000	444
EC1900744	239176	3030	ANNA BOWERS	12/17/2018	71,870.00	2.000	12/17/2020	71,870.00	2.000	444
EC1900751	239177	3030	GREG DENBY	12/17/2018	87,650.00	2.000	12/17/2020	87,650.00	2.000	444
EC1900769	239178	3030	TIMOTHY MEADE	12/17/2018	259,356.30	2.000	12/17/2020	259,356.30	2.000	444
EC1900777	239179	3030	THAD AND COLLEEN BREJ	12/17/2018	210,000.00	2.000	12/17/2020	210,000.00	2.000	444
EC1900785	239180	3030	MICHAEL BEAM	12/17/2018	207,095.00	2.000	12/17/2020	207,095.00	2.000	444
EC1900793	239181	3030	JOHN MARIUS	12/17/2018	350,000.00	2.000	12/17/2020	350,000.00	2.000	444
EC1900801	239182	3030	DAVID BLACKWOOD	12/17/2018	43,500.00	2.000	12/17/2020	43,500.00	2.000	444
EC1900819	239218	3030	MORGAN CHENG	12/19/2018	116,000.00	2.000	12/18/2020	116,000.00	2.000	445
EC1900827	239219	3030	MORGAN CHENG	12/19/2018	63,500.00	2.000	12/18/2020	63,500.00	2.000	445
EC1900835	239220	3030	RYAN BEERS	12/19/2018	144,500.00	2.000	12/18/2020	144,500.00	2.000	445
EC1900843	239221	3030	MICHAEL DAVIS	12/19/2018	125,000.00	2.000	12/18/2020	125,000.00	2.000	445
EC1900850	239222	3030	CRISTINA SHERER	12/19/2018	103,750.00	2.000	12/18/2020	103,750.00	2.000	445
EC1900868	239223	3030	TERRY BUCKENDAHL	12/19/2018	134,765.30	2.000	12/18/2020	134,765.30	2.000	445
EC1900876	239224	3030	CARON AND CLAYTON KUGLE	12/19/2018	289,170.00	2.000	12/18/2020	289,170.00	2.000	445
EC1900884	239225	3030	PATRICIA SHIPLEY	12/19/2018	312,963.00	2.000	12/18/2020	312,963.00	2.000	445
EC1900892	239226	3030	FRANK AND BARBARA KLAN	12/19/2018	339,500.00	2.000	12/18/2020	339,500.00	2.000	445
EC1900900	239227	3030	LEE BROWN	12/19/2018	350,000.00	2.000	12/18/2020	350,000.00	2.000	445
EC1900918	239228	3030	JAY DOTSON	12/19/2018	125,000.00	2.000	12/18/2020	125,000.00	2.000	445
EC1900926	239229	3030	CHARLES WORKMAN	12/19/2018	50,000.00	2.000	12/18/2020	50,000.00	2.000	445
EC1900934	239230	3030	ERIC ANDOLINA	12/19/2018	350,000.00	2.000	12/18/2020	350,000.00	2.000	445
EC1900942	239231	3030	JOSEPH KICKEL AND PATRICI	12/19/2018	126,125.00	2.000	12/18/2020	126,125.00	2.000	445
LD1900330	239257	3050	ADVANCED HEATING AND CO	12/20/2018	287,500.00	2.000	12/18/2020	287,500.00	2.000	445
3134G9E52	227173	1010	FHLMC MEDIUM TER 1.330 12	06/30/2016	15,000,000.00	1.330	12/30/2020	15,000,000.00	1.330	457
912828N48	225774	1020	US TREASURY NOTE	03/16/2016	15,171,900.00	1.750	12/31/2020	15,000,000.00	1.501	458
912828N48	226848	1020	US TREASURY NOTE 1.750 12-	05/19/2016	15,273,600.00	1.750	12/31/2020	15,000,000.00	1.341	458
912828N48	231781	1020	T 1 3-4 12-31-20	06/21/2017	10,039,843.75	1.750	12/31/2020	10,000,000.00	1.633	458
LD1900348	239342	3050	HATCHERS GREENHOUSE INC	01/02/2019	320,000.00	2.250	01/01/2021	320,000.00	2.250	459
EC1900959	239373	3030	SHANE PASTERCHEK	01/04/2019	220,500.00	2.250	01/04/2021	220,500.00	2.250	462



Run Date: 10/3/2019 12:04:27 PM

Investments Outstanding As Of Date: 9/30/2019

INVENTORY BY MATURITY REPORT

CUSIP	Investment #	Fund	Issuer	Purchase Date	Current Book	Current Rate	Maturity Date	Current Par	YTM	Days to Maturity
EC1900967	239374	3030	RITA RICE	01/04/2019	31,500.00	2.250	01/04/2021	31,500.00	2.250	462
EC1900975	239375	3030	MICHAEL DURSCH	01/04/2019	64,500.00	2.250	01/04/2021	64,500.00	2.250	462
EC1900983	239376	3030	CAROL CARTER	01/04/2019	79,002.00	2.250	01/04/2021	79,002.00	2.250	462
EC1900991	239377	3030	JEFFREY BILLHIMER	01/04/2019	182,000.00	2.250	01/04/2021	182,000.00	2.250	462
EC1901007	239378	3030	JOSEPH PALLOTTO	01/04/2019	74,940.00	2.250	01/04/2021	74,940.00	2.250	462
EC1901015	239379	3030	JOHN ASMAR	01/04/2019	75,750.00	2.250	01/04/2021	75,750.00	2.250	462
LD1900355	239387	3050	EDDIES LAWN AND LANDSCAP	01/07/2019	39,250.00	2.250	01/07/2021	39,250.00	2.250	465
24422ETF6	225253	1030	JOHN DEERE CAPITAL CORP	01/26/2016	5,070,800.00	2.550	01/08/2021	5,000,000.00	2.246	466
LD1900363	239449	3050	DEBANALE PRINTING INC.	01/11/2019	18,636.18	2.250	01/11/2021	18,636.18	2.250	469
76116FAG2	179053	2000	REF CORP STRIP	11/28/2006	245,380.20	.000	01/15/2021	489,000.00	4.940	473
76116EFX3	179700	2000	REF CORP STRIP	01/31/2007	72,754.50	.000	01/15/2021	150,000.00	5.252	473
LD1900371	239478	3050	INDOOR ENVIRONMENTAL SP	01/15/2019	49,719.31	2.250	01/15/2021	49,719.31	2.250	473
LD1900389	239479	3050	INDOOR ENVIRONMENTAL SP	01/15/2019	32,162.48	2.250	01/15/2021	32,162.48	2.250	473
LD1900397	239480	3050	BROOKYS INC	01/15/2019	87,536.62	2.250	01/15/2021	87,536.62	2.250	473
LD1900405	239513	3050	E HALL FUNERAL HOME INC	01/17/2019	109,725.00	2.250	01/15/2021	109,725.00	2.250	473
LD1900413	239531	3050	VALCO INDUSTRIES INC.	01/18/2019	321,437.35	2.250	01/18/2021	321,437.35	2.250	476
3133EF3R6	226506	1010	FFCB DEBENTURE 1.600 1-19-	04/22/2016	9,977,400.00	1.600	01/19/2021	10,000,000.00	1.650	477
EC1901023	239552	3030	JEFFREY IWANSKI	01/22/2019	279,022.52	2.250	01/22/2021	279,022.52	2.250	480
LD1900421	239553	3050	CLOVERLEAF MECHANICAL LL	01/22/2019	30,105.91	2.250	01/22/2021	30,105.91	2.250	480
LD1900439	239637	3050	ADVANCED BUILDING RESTOR	01/28/2019	31,370.63	2.250	01/28/2021	31,370.63	2.250	486
91159HHL7	228644	1030	US BANCORP 2.350 1-29-21	11/18/2016	10,105,100.00	2.350	01/29/2021	10,000,000.00	2.087	487
91159HHL7	228775	1030	USB 2.35 01-29-21 MTN	12/05/2016	2,734,592.00	2.350	01/29/2021	2,725,000.00	2.260	487
912828N89	225452	1020	US TREASURY NOTE	02/12/2016	10,165,161.80	1.375	01/31/2021	10,000,000.00	1.033	489
912828N89	233006	1020	T 1 3-8 01-31-21	07/05/2017	9,880,468.75	1.375	01/31/2021	10,000,000.00	1.721	489
912828N89	239195	1020	T 1 3-8 01-31-21	12/19/2018	9,733,984.38	1.375	01/31/2021	10,000,000.00	2.676	489
46513YBC1	235140	1010	ISRAEL BOND	02/15/2018	15,000,000.00	3.150	02/01/2021	15,000,000.00	3.150	490
742718EN5	233801	1030	PG 1.85 02-02-21	09/28/2017	3,671,278.40	1.850	02/02/2021	3,680,000.00	1.923	491
LD1900447	239698	3050	THE RIDGE INN	02/04/2019	235,723.52	2.250	02/04/2021	235,723.52	2.250	493
3133EG6N0	229583	1010	FFCB 1.94 02-09-21	02/16/2017	9,975,000.00	1.940	02/09/2021	10,000,000.00	2.006	498
LD1900454	239783	3050	NAILS 90 SPA LLC	02/11/2019	186,752.96	2.250	02/11/2021	186,752.96	2.250	500
LD1900462	239822	3050	B E DAVIS TRUCKING	02/14/2019	270,000.00	2.250	02/12/2021	270,000.00	2.250	501
LD1900470	239823	3050	B E DAVIS TRUCKING LLC	02/14/2019	101,283.50	2.250	02/12/2021	101,283.50	2.250	501
912833LC2	180368	2000	US TREASURY STRIP	04/03/2007	25,342.00	.000	02/15/2021	50,000.00	4.960	504



Run Date: 10/3/2019 12:04:27 PM

Investments Outstanding As Of Date: 9/30/2019

INVENTORY BY MATURITY REPORT

CUSIP	Investment #	Fund	Issuer	Purchase Date	Current Book	Current Rate	Maturity Date	Current Par	YTM	Days to Maturity
912833LC2	180520	2000	US TREASURY STRIP	04/12/2007	50,081.00	.000	02/15/2021	100,000.00	5.058	504
912833LC2	180736	2000	US TREASURY STRIP	04/30/2007	50,938.00	.000	02/15/2021	100,000.00	4.950	504
912833LC2	184838	2000	US TREASURY STRIP	02/28/2008	5,510.45	.000	02/15/2021	10,000.00	4.650	504
912833LC2	185228	2000	US TREASURY STRIP	03/27/2008	5,780.00	.000	02/15/2021	10,000.00	4.299	504
912833LC2	185271	2000	US TREASURY STRIP	03/28/2008	28,610.50	.000	02/15/2021	50,000.00	4.380	504
912833LC2	185597	2000	US TREASURY STRIP	04/16/2008	29,111.00	.000	02/15/2021	50,000.00	4.260	504
912833LC2	185616	2000	US TREASURY STRIP	04/16/2008	5,820.00	.000	02/15/2021	10,000.00	4.263	504
912833LC2	185883	2000	US TREASURY STRIP	04/28/2008	13,968.00	.000	02/15/2021	25,000.00	4.600	504
912833LC2	190597	2000	US TREASURY STRIP	02/27/2009	31,722.00	.000	02/15/2021	50,000.00	3.839	504
912833LC2	190828	2000	US TREASURY STRIP	03/20/2009	31,565.00	.000	02/15/2021	50,000.00	3.900	504
912833LC2	190954	2000	US TREASURY STRIP	03/30/2009	64,312.00	.000	02/15/2021	100,000.00	3.750	504
912833LC2	191120	2000	US TREASURY STRIP	04/13/2009	3,300.00	.000	02/15/2021	5,000.00	3.540	504
912833LC2	191207	2000	US TREASURY STRIP	04/16/2009	31,873.50	.000	02/15/2021	50,000.00	3.841	504
912833LC2	191858	2000	US TREASURY STRIP	04/24/2009	32,170.00	.000	02/15/2021	50,000.00	3.768	504
912833LC2	194855	2000	US TREASURY STRIP	02/08/2010	63,118.00	.000	02/15/2021	100,000.00	4.220	504
912833LC2	195181	2000	US TREASURY STRIP	03/03/2010	31,812.50	.000	02/15/2021	50,000.00	4.170	504
912833LC2	195388	2000	US TREASURY STRIP	03/12/2010	63,368.00	.000	02/15/2021	100,000.00	4.217	504
912833LC2	195857	2000	US TREASURY STRIP	04/08/2010	31,662.00	.000	02/15/2021	50,000.00	4.253	504
912833LC2	196882	2000	US TREASURY STRIP	04/30/2010	32,074.50	.000	02/15/2021	50,000.00	4.155	504
912833LC2	203856	2000	US TREASURY STRIP	02/28/2011	34,580.50	.000	02/15/2021	50,000.00	3.735	504
912833LC2	204503	2000	US TREASURY STRIP	04/12/2011	68,998.00	.000	02/15/2021	100,000.00	3.805	504
912833LC2	205416	2000	US TREASURY STRIP	05/05/2011	70,839.00	.000	02/15/2021	100,000.00	3.556	504
912833LC2	208699	2000	US TREASURY STRIP	02/16/2012	42,196.00	.000	02/15/2021	50,000.00	1.895	504
912833LC2	208870	2000	US TREASURY STRIP	03/05/2012	84,535.00	.000	02/15/2021	100,000.00	1.886	504
912833LC2	209009	2000	US TREASURY STRIP	03/19/2012	41,036.00	.000	02/15/2021	50,000.00	2.230	504
912833LC2	209134	2000	US TREASURY STRIP	04/05/2012	41,463.00	.000	02/15/2021	50,000.00	2.124	504
912833LC2	209926	2000	US TREASURY STRIP	04/30/2012	42,358.00	.000	02/15/2021	50,000.00	1.895	504
912833LC2	213283	2000	US TREASURY STRIP	03/25/2013	44,158.00	.000	02/15/2021	50,000.00	1.580	504
912833LC2	213358	2000	US TREASURY STRIP	03/28/2013	88,417.00	.000	02/15/2021	100,000.00	1.567	504
912833LC2	213435	2000	US TREASURY STRIP	04/04/2013	44,537.00	.000	02/15/2021	50,000.00	1.476	504
912833LC2	213502	2000	US TREASURY STRIP	04/12/2013	89,674.00	.000	02/15/2021	100,000.00	1.394	504
912833LC2	214253	2000	US TREASURY STRIP	05/02/2013	90,189.00	.000	02/15/2021	100,000.00	1.330	504
912833LC2	216908	2000	US TREASURY STRIP	03/21/2014	214,645.00	.000	02/15/2021	250,000.00	2.220	504



Run Date: 10/3/2019 12:04:27 PM

Investments Outstanding As Of Date: 9/30/2019

INVENTORY BY MATURITY REPORT

CUSIP	Investment #	Fund	Issuer	Purchase Date	Current Book	Current Rate	Maturity Date	Current Par	YTM	Days to Maturity
912833LC2	220873	2000	US TREASURY STRIP	02/13/2015	36,047.60	.000	02/15/2021	40,000.00	1.740	504
912833LC2	222347	2000	US TREASURY STRIP	04/30/2015	36,513.20	.000	02/15/2021	40,000.00	1.580	504
880591EL2	225521	1010	TVA DEBENTURE	02/19/2016	16,757,550.00	3.875	02/15/2021	15,000,000.00	1.433	504
912833LC2	225727	2000	USTREASURYSTRIP	03/17/2016	37,035.60	.000	02/15/2021	40,000.00	1.573	504
912833LC2	225755	2000	USTREASURYSTRIP	03/17/2016	16,891.65	.000	02/15/2021	18,250.00	1.580	504
912833LC2	229649	2000	S 0 02-15-21	02/24/2017	48,386.52	.000	02/15/2021	52,000.00	1.820	504
912833LC2	230015	2000	S 0 02-15-21	03/24/2017	371,992.00	.000	02/15/2021	400,000.00	1.871	504
912833LC2	230129	2000	S 0 02-15-21	03/30/2017	233,080.00	.000	02/15/2021	250,000.00	1.814	504
912833LC2	230233	2000	S 0 02-15-21	04/06/2017	46,728.50	.000	02/15/2021	50,000.00	1.760	504
912833LC2	230351	2000	S 0 02-15-21	04/17/2017	37,473.60	.000	02/15/2021	40,000.00	1.710	504
912833LC2	230986	2000	S 0 02-15-21	04/28/2017	234,420.00	.000	02/15/2021	250,000.00	1.700	504
912833LC2	235195	2000	S 0 02-15-21	02/15/2018	37,403.20	.000	02/15/2021	40,000.00	2.250	504
912833LC2	235364	2000	S 0 02-15-21	03/01/2018	37,348.00	.000	02/15/2021	40,000.00	2.330	504
912833LC2	235390	2000	S 0 02-15-21	03/01/2018	37,331.20	.000	02/15/2021	40,000.00	2.345	504
912833LC2	235449	2000	S 0 02-15-21	03/05/2018	186,406.00	.000	02/15/2021	200,000.00	2.400	504
912833LC2	235522	2000	S 0 02-15-21	03/08/2018	37,359.60	.000	02/15/2021	40,000.00	2.335	504
912833LC2	236304	2000	S 0 02-15-21	04/26/2018	37,223.20	.000	02/15/2021	40,000.00	2.580	504
3130A7CV5	225798	1010	FHLB DEBENTURE	03/18/2016	9,945,200.00	1.375	02/18/2021	10,000,000.00	1.491	507
3130A7CV5	226542	1010	FHLB DEBENTURE 1.375 2-18-	04/25/2016	9,973,500.00	1.375	02/18/2021	10,000,000.00	1.432	507
459200JF9	230171	1030	IBM 2 1-4 02-19-21	04/03/2017	5,026,250.00	2.250	02/19/2021	5,000,000.00	2.108	508
LD1900488	239899	3050	JA MCMAHON INC	02/22/2019	400,000.00	2.250	02/22/2021	400,000.00	2.250	511
LD1900496	239900	3050	SADLER CORPORATION	02/22/2019	60,112.97	2.250	02/22/2021	60,112.97	2.250	511
EC1901031	239914	3030	THOMAS AND JENNIFER WHIT	02/25/2019	84,238.80	2.250	02/25/2021	84,238.80	2.250	514
EC1901049	239915	3030	JEREMY FRANCIS	02/25/2019	333,060.00	2.250	02/25/2021	333,060.00	2.250	514
EC1901056	239916	3030	DARIN WEST	02/25/2019	185,000.00	2.250	02/25/2021	185,000.00	2.250	514
EC1901064	239917	3030	JAMES AND TAMMY LUNSFOR	02/25/2019	125,000.00	2.250	02/25/2021	125,000.00	2.250	514
EC1901072	239918	3030	RODNEY NORMAN	02/25/2019	209,790.00	2.250	02/25/2021	209,790.00	2.250	514
EC1901080	239919	3030	TIMOTHY MCGRATH	02/25/2019	167,862.00	2.250	02/25/2021	167,862.00	2.250	514
3136G2YP6	225423	1010	FNMA DEBENTURE	02/26/2016	15,326,250.00	1.875	02/26/2021	15,000,000.00	1.423	515
EC1901148	239955	3030	GEORGE MIHALACHIOAIE	02/27/2019	350,000.00	2.250	02/26/2021	350,000.00	2.250	515
EC1901130	239956	3030	CHRISTOPHER J AND ANGELA	02/27/2019	60,000.00	2.250	02/26/2021	60,000.00	2.250	515
EC1901122	239957	3030	DARRYL MCGINTY	02/27/2019	30,972.00	2.250	02/26/2021	30,972.00	2.250	515
EC1901114	239958	3030	ROBERT MILLER	02/27/2019	350,000.00	2.250	02/26/2021	350,000.00	2.250	515



Run Date: 10/3/2019 12:04:27 PM

Investments Outstanding As Of Date: 9/30/2019

INVENTORY BY MATURITY REPORT

CUSIP	Investment #	Fund	Issuer	Purchase Date	Current Book	Current Rate	Maturity Date	Current Par	YTM	Days to Maturity
EC1901106	239959	3030	HOWARD HEVEKER	02/27/2019	44,285.00	2.250	02/26/2021	44,285.00	2.250	515
EC1901098	239960	3030	BRADLEY ROMER	02/27/2019	182,500.85	2.250	02/26/2021	182,500.85	2.250	515
912828P87	226912	1020	US TREASURY NOTE 1.125 2-2	05/25/2016	14,813,671.88	1.125	02/28/2021	15,000,000.00	1.395	517
30231GAV4	225840	1030	EXXON MOBIL CORPORATION	03/28/2016	5,066,000.00	2.222	03/01/2021	5,000,000.00	1.940	518
478160BS2	226025	1030	JOHNSON & JOHNSO 1.650 3-	04/18/2016	1,502,329.44	1.650	03/01/2021	1,488,000.00	1.444	518
30231GAV4	229912	1030	XOM 2.222 03-01-21	03/15/2017	4,975,000.00	2.222	03/01/2021	5,000,000.00	2.355	518
LD1900504	239980	3050	HOOVER NURSERY LANDSCAP	03/01/2019	24,849.26	2.250	03/01/2021	24,849.26	2.250	518
EC1901155	239998	3030	JUSTIN FRANZEN	03/04/2019	348,575.78	2.250	03/04/2021	348,575.78	2.250	521
EC1901163	240024	3030	IAN WELLS	03/06/2019	175,007.00	2.250	03/05/2021	175,007.00	2.250	522
313382K69	226556	1010	FHLB DEBENTURE 1.750 3-12-	04/27/2016	7,089,180.00	1.750	03/12/2021	7,000,000.00	1.478	529
RE1900050	240070	3040	NF COIN LAUNDRY LLC	03/14/2019	42,053.94	2.250	03/12/2021	42,053.94	2.250	529
3134A4BT0	178680	2000	FHLMC STRIP	10/31/2006	1,565,318.96	.000	03/15/2021	3,286,000.00	5.227	532
14913Q2G3	241288	1030	CAT 2.9 03-15-21 MTN	05/09/2019	5,025,200.00	2.900	03/15/2021	5,000,000.00	2.618	532
EC1901171	240106	3030	TIMOTHY FLEMING	03/20/2019	210,000.00	2.250	03/19/2021	210,000.00	2.250	536
31364DNW2	128968	2000	FNMA STRIP	02/07/2000	918,760.00	.000	03/23/2021	4,000,000.00	7.087	540
3133EFR82	226793	1010	FFCB DEBENTURE 1.850 3-23-	05/13/2016	10,050,000.00	1.850	03/23/2021	10,000,000.00	1.742	540
LD1900512	240185	3050	LASER IMAGING & DESIGN IN	03/28/2019	220,000.00	2.250	03/26/2021	220,000.00	2.250	543
3136G4AZ6	228043	1010	FNMA DEBENTURE 1.480 3-29	09/29/2016	10,000,000.00	1.480	03/29/2021	10,000,000.00	1.480	546
LD1900520	240193	3050	OAKLEY BLACKTOP INC	03/29/2019	100,000.00	2.250	03/29/2021	100,000.00	2.250	546
3136G37H2	227991	1010	FNMA DEBENTURE 1.500 3-30	09/30/2016	10,000,000.00	1.500	03/30/2021	10,000,000.00	1.500	547
912828Q37	225905	1020	US TREASURY NOTE	04/01/2016	14,995,312.50	1.250	03/31/2021	15,000,000.00	1.256	548
912828Q37	226846	1020	US TREASURY NOTE 1.250 3-3	05/19/2016	9,960,937.50	1.250	03/31/2021	10,000,000.00	1.333	548
912828Q37	228301	1020	US TREASURY NOTE 1.250 3-3	10/13/2016	14,961,914.06	1.250	03/31/2021	15,000,000.00	1.309	548
46513CSU1	225998	1010	ISRAEL BOND	04/15/2016	7,500,000.00	2.690	04/01/2021	7,500,000.00	2.690	549
46513CTU0	225999	1010	ISRAEL FLOATER	04/15/2016	7,500,000.00	3.663	04/01/2021	7,500,000.00	3.663	549
LD1900553	240203	3050	NATIONAL GRANITE LUXURIE	04/01/2019	300,800.04	2.250	04/01/2021	300,800.04	2.250	549
LD1900538	240218	3050	FLOHR MACHINE COMPANY	04/02/2019	225,117.21	2.250	04/02/2021	225,117.21	2.250	550
LD1900546	240219	3050	THE MARQUARD COMPANY IN	04/02/2019	284,585.00	2.250	04/02/2021	284,585.00	2.250	550
3133EHC68	233845	1010	FFCB 1.88 04-05-21	10/05/2017	15,000,000.00	1.880	04/05/2021	15,000,000.00	1.880	553
EC1901189	240273	3030	SARAH CROWLEY	04/05/2019	41,206.00	2.250	04/05/2021	41,206.00	2.250	553
EC1901197	240274	3030	CATHY TRUE	04/05/2019	75,000.00	2.250	04/05/2021	75,000.00	2.250	553
EC1901205	240275	3030	RYAN AVERY	04/05/2019	125,000.00	2.250	04/05/2021	125,000.00	2.250	553
EC1901213	240276	3030	MICHELLE DUFORT	04/05/2019	32,935.00	2.250	04/05/2021	32,935.00	2.250	553



Run Date: 10/3/2019 12:04:27 PM

Investments Outstanding As Of Date: 9/30/2019

INVENTORY BY MATURITY REPORT

CUSIP	Investment #	Fund	Issuer	Purchase Date	Current Book	Current Rate	Maturity Date	Current Par	YTM	Days to Maturity
EC1901221	240277	3030	JAMES HELMS	04/05/2019	15,000.00	2.250	04/05/2021	15,000.00	2.250	553
EC1901239	240278	3030	JOHN STEADMAN	04/05/2019	161,376.00	2.250	04/05/2021	161,376.00	2.250	553
EC1901247	240279	3030	DENVER DELO	04/05/2019	128,305.00	2.250	04/05/2021	128,305.00	2.250	553
EC1901254	240280	3030	GARY AND DEBORAH MCCON	04/05/2019	96,495.00	2.250	04/05/2021	96,495.00	2.250	553
EC1901262	240281	3030	ANNA COSTELLO	04/05/2019	57,500.00	2.250	04/05/2021	57,500.00	2.250	553
EC1901270	240282	3030	LACEY AIKMAN	04/05/2019	75,000.00	2.250	04/05/2021	75,000.00	2.250	553
EC1901288	240283	3030	MELINDA AND ANDREW RUTH	04/05/2019	90,000.00	2.250	04/05/2021	90,000.00	2.250	553
EC1901296	240284	3030	CHRISTOPHER SPAYD	04/05/2019	175,007.00	2.250	04/05/2021	175,007.00	2.250	553
EC1901304	240285	3030	PETER GATLIN	04/05/2019	289,320.00	2.250	04/05/2021	289,320.00	2.250	553
EC1901312	240286	3030	MICHELLE RUSSELL	04/05/2019	50,000.00	2.250	04/05/2021	50,000.00	2.250	553
EC1901320	240287	3030	RICHARD CLUM	04/05/2019	350,000.00	2.250	04/05/2021	350,000.00	2.250	553
713448DX3	234880	1030	PEP 2 04-15-21	01/23/2018	8,312,302.80	2.000	04/15/2021	8,440,000.00	2.490	563
9128284G2	236445	1020	T 2 3-8 04-15-21	04/25/2018	9,923,437.50	2.375	04/15/2021	10,000,000.00	2.644	563
3133EF4D6	226381	1010	FFCB DEBENTURE 1.620 4-20-	04/21/2016	12,487,500.00	1.620	04/20/2021	12,500,000.00	1.641	568
EC1901387	240828	3030	WARREN AND JENNIFER ROSS	04/22/2019	250,000.00	2.250	04/22/2021	250,000.00	2.250	570
EC1901395	240829	3030	JOEL AND JENNIFER STEWAR	04/22/2019	208,145.00	2.250	04/22/2021	208,145.00	2.250	570
EC1901379	240830	3030	ROBERT ZIRKER	04/22/2019	123,500.00	2.250	04/22/2021	123,500.00	2.250	570
EC1901361	240831	3030	JONATHAN NEELD	04/22/2019	175,007.00	2.250	04/22/2021	175,007.00	2.250	570
EC1901353	240832	3030	DANIEL DEUTSCH	04/22/2019	125,000.00	2.250	04/22/2021	125,000.00	2.250	570
EC1901346	240833	3030	BARBARA ETZWILER	04/22/2019	55,285.00	2.250	04/22/2021	55,285.00	2.250	570
EC1901338	240834	3030	DAVID SAXTON	04/22/2019	125,000.00	2.250	04/22/2021	125,000.00	2.250	570
LD1900561	240992	3050	OHIO VALLEY ANIMAL CLINIC	04/24/2019	93,855.00	2.250	04/23/2021	93,855.00	2.250	571
RE1900068	240993	3040	B.E. DAVIS TRUCKING LLC	04/24/2019	112,733.05	2.250	04/23/2021	112,733.05	2.250	571
EC1901460	241010	3030	JEFF MILLER	04/25/2019	350,000.00	2.250	04/23/2021	350,000.00	2.250	571
EC1901452	241011	3030	JUDITH CARTER	04/25/2019	22,971.00	2.250	04/23/2021	22,971.00	2.250	571
EC1901445	241012	3030	PATRICK COLLINS	04/25/2019	73,538.35	2.250	04/23/2021	73,538.35	2.250	571
EC1901437	241014	3030	DYLAN BORCHERS	04/25/2019	86,430.00	2.250	04/23/2021	86,430.00	2.250	571
EC1901429	241015	3030	HOLLY WALLNER	04/25/2019	250,000.00	2.250	04/23/2021	250,000.00	2.250	571
EC1901411	241016	3030	LISA WHEELER	04/25/2019	100,000.00	2.250	04/23/2021	100,000.00	2.250	571
EC1901403	241017	3030	ALISON YURATOVAC	04/25/2019	125,000.00	2.250	04/23/2021	125,000.00	2.250	571
AG1906456	241035	3010	DIERKSHEIDE BROTHERS LLC	04/26/2019	150,000.00	1.490	04/26/2021	150,000.00	1.490	574
90331HNP4	241373	1030	USB 3.15 04-26-21 BKNT	05/20/2019	5,056,417.55	3.150	04/26/2021	5,000,000.00	2.548	574
912828Q78	226800	1020	US TREASURY NOTE 1.375 4-3	05/16/2016	15,089,062.50	1.375	04/30/2021	15,000,000.00	1.251	578



Run Date: 10/3/2019 12:04:27 PM

Investments Outstanding As Of Date: 9/30/2019

INVENTORY BY MATURITY REPORT

CUSIP	Investment #	Fund	Issuer	Purchase Date	Current Book	Current Rate	Maturity Date	Current Par	YTM	Days to Maturity
EC1901478	241205	3030	Sabjoar Newaz	05/01/2019	82,000.00	2.250	04/30/2021	82,000.00	2.250	578
EC1901486	241206	3030	Kenneth Coning	05/01/2019	187,600.00	2.250	04/30/2021	187,600.00	2.250	578
3133EGC78	228449	1010	FFCB DEBENTURE 1.490 5-03-	11/03/2016	9,987,500.00	1.490	05/03/2021	10,000,000.00	1.519	581
3133EGC78	229056	1010	FFCB 1.49 05-03-21	01/05/2017	10,075,839.20	1.490	05/03/2021	10,280,000.00	1.971	581
3133EGC78	233709	1010	FFCB 1.49 05-03-21	09/19/2017	4,952,500.00	1.490	05/03/2021	5,000,000.00	1.762	581
037833AR1	228776	1030	AAPL 2.85 05-06-21	12/05/2016	3,171,018.30	2.850	05/06/2021	3,097,000.00	2.278	584
3135G0K69	228799	1010	FNMA 1 1-4 05-06-21	12/05/2016	9,762,300.00	1.250	05/06/2021	10,000,000.00	1.812	584
31358C7V2	178652	2000	FNMA STRIP	10/27/2006	2,283,419.60	.000	05/15/2021	4,895,000.00	5.309	593
912833LDO	181167	2000	US TREASURY STRIP	05/31/2007	24,490.50	.000	05/15/2021	50,000.00	5.180	593
912833LDO	181415	2000	US TREASURY STRIP	06/26/2007	23,777.50	.000	05/15/2021	50,000.00	5.425	593
912833LDO	181556	2000	US TREASURY STRIP	07/06/2007	24,218.50	.000	05/15/2021	50,000.00	5.300	593
912833LDO	181862	2000	US TREASURY STRIP	07/30/2007	49,258.00	.000	05/15/2021	100,000.00	5.200	593
912833LDO	182552	2000	US TREASURY STRIP	09/25/2007	50,030.00	.000	05/15/2021	100,000.00	5.143	593
912833LDO	186334	2010	US TREASURY STRIP	05/22/2008	4,162,709.74	.000	05/15/2021	7,538,000.00	4.627	593
912833LDO	186420	2000	US TREASURY STRIP	05/27/2008	27,829.00	.000	05/15/2021	50,000.00	4.570	593
912833LDO	186665	2000	US TREASURY STRIP	06/09/2008	13,735.75	.000	05/15/2021	25,000.00	4.685	593
912833LDO	187228	2000	US TREASURY STRIP	07/11/2008	5,596.70	.000	05/15/2021	10,000.00	4.570	593
912833LDO	192216	2000	US TREASURY STRIP	05/13/2009	90,420.00	.000	05/15/2021	150,000.00	4.261	593
912833LDO	193235	2000	US TREASURY STRIP	08/18/2009	29,674.86	.000	05/15/2021	50,000.00	4.493	593
912833LDO	197100	2000	US TREASURY STRIP	05/11/2010	196,327.15	.000	05/15/2021	306,000.00	4.071	593
912833LDO	197195	2000	US TREASURY STRIP	05/14/2010	16,078.75	.000	05/15/2021	25,000.00	4.052	593
912833LDO	198375	2000	US TREASURY STRIP	06/30/2010	34,237.00	.000	05/15/2021	50,000.00	3.513	593
912833LDO	198701	2000	US TREASURY STRIP	07/13/2010	68,000.00	.000	05/15/2021	100,000.00	3.590	593
912833LDO	205475	2000	US TREASURY STRIP	05/09/2011	70,191.00	.000	05/15/2021	100,000.00	3.565	593
912833LDO	206120	2000	US TREASURY STRIP	06/13/2011	72,981.00	.000	05/15/2021	100,000.00	3.200	593
912833LDO	206334	2000	US TREASURY STRIP	06/23/2011	36,345.00	.000	05/15/2021	50,000.00	3.250	593
912833LDO	206372	2000	US TREASURY STRIP	06/27/2011	36,334.50	.000	05/15/2021	50,000.00	3.257	593
912833LDO	210179	2000	US TREASURY STRIP	05/16/2012	42,577.50	.000	05/15/2021	50,000.00	1.794	593
912833LDO	210394	2000	US TREASURY STRIP	06/06/2012	44,089.50	.000	05/15/2021	50,000.00	1.412	593
912833LDO	210600	2000	US TREASURY STRIP	06/25/2012	43,385.50	.000	05/15/2021	50,000.00	1.603	593
912833LDO	214704	2000	US TREASURY STRIP	06/17/2013	43,053.00	.000	05/15/2021	50,000.00	1.900	593
912833LDO	218183	2000	US TREASURY STRIP	06/26/2014	42,831.50	.000	05/15/2021	50,000.00	2.260	593
912833LDO	218209	2000	US TREASURY STRIP	06/27/2014	42,770.00	.000	05/15/2021	50,000.00	2.282	593



Run Date: 10/3/2019 12:04:27 PM

Investments Outstanding As Of Date: 9/30/2019

INVENTORY BY MATURITY REPORT

CUSIP	Investment #	Fund	Issuer	Purchase Date	Current Book	Current Rate	Maturity Date	Current Par	YTM	Days to Maturity
912833LDO	218579	2000	US TREASURY STRIP	07/31/2014	43,111.00	.000	05/15/2021	50,000.00	2.195	593
912833LDO	222623	2000	US TREASURY STRIP	05/21/2015	223,615.00	.000	05/15/2021	250,000.00	1.873	593
912833LDO	226886	2000	US TREASURY STRI ZERO-% 5	05/26/2016	111,685.20	.000	05/15/2021	120,000.00	1.450	593
912833LDO	227313	2000	US TREASURY STRI ZERO-% 5	07/15/2016	47,474.50	.000	05/15/2021	50,000.00	1.075	593
912833LDO	227497	2000	US TREASURY STRI ZERO-% 5	07/29/2016	37,859.60	.000	05/15/2021	40,000.00	1.150	593
912833LDO	227668	2000	US TREASURY STRI ZERO-% 5	08/12/2016	94,623.00	.000	05/15/2021	100,000.00	1.165	593
912833LDO	231303	2000	S 0 05-15-21	05/11/2017	37,187.60	.000	05/15/2021	40,000.00	1.826	593
912833LDO	231585	2000	S 0 05-15-21	06/02/2017	37,412.00	.000	05/15/2021	40,000.00	1.700	593
9128284P2	236992	1020	T 2 5-8 05-15-21	06/08/2018	14,987,109.38	2.625	05/15/2021	15,000,000.00	2.655	593
912833LDO	237030	2000	S 0 05-15-21	06/14/2018	37,020.40	.000	05/15/2021	40,000.00	2.670	593
912833LDO	237315	2000	S 0 05-15-21	07/06/2018	37,113.20	.000	05/15/2021	40,000.00	2.638	593
912833LDO	237408	2000	S 0 05-15-21	07/12/2018	37,084.40	.000	05/15/2021	40,000.00	2.680	593
912833LDO	241254	2000	S 0 05-15-21	05/09/2019	38,204.80	.000	05/15/2021	40,000.00	2.290	593
912833LDO	241678	2000	S 0 05-15-21	06/21/2019	38,596.80	.000	05/15/2021	40,000.00	1.889	593
912833LDO	241903	2000	S 0 05-15-21	07/11/2019	38,586.00	.000	05/15/2021	40,000.00	1.960	593
912833LDO	242047	2000	S 0 05-15-21	07/22/2019	241,575.00	.000	05/15/2021	250,000.00	1.897	593
912833LDO	242097	2000	S 0 05-15-21	07/26/2019	38,701.20	.000	05/15/2021	40,000.00	1.838	593
166764BG4	229491	1030	CVX 2.1 05-16-21	02/09/2017	12,151,448.20	2.100	05/16/2021	12,245,000.00	2.288	594
3133EGAH8	229188	1010	FFCB 1.55 05-17-21	01/18/2017	9,875,000.00	1.550	05/17/2021	10,000,000.00	1.852	595
3130A9X48	228462	1010	FHLB MULTI STEP 2.000 5-18-	11/18/2016	14,996,250.00	2.000	05/18/2021	15,000,000.00	2.009	596
458140AW0	226807	1030	INTEL CORP 1.700 5-19-21	05/19/2016	9,988,500.00	1.700	05/19/2021	10,000,000.00	1.724	597
LD1900579	241417	3050	CONCRETE CORING COMPANY	05/22/2019	35,920.29	2.250	05/21/2021	35,920.29	2.250	599
LD1900587	241441	3050	ENVIROSCAPE ERSN CNTRL M	05/23/2019	400,000.00	2.250	05/21/2021	400,000.00	2.250	599
91159HHA1	230386	1030	USB 4 1-8 05-24-21 MTN	04/19/2017	10,746,700.00	4.125	05/24/2021	10,000,000.00	2.208	602
LD1900595	241449	3050	GRUNDER LANDSCAPING CO	05/24/2019	109,757.00	2.250	05/24/2021	109,757.00	2.250	602
LD1900603	241473	3050	JP MOHLER LLC	05/29/2019	413,944.80	2.250	05/28/2021	413,944.80	2.250	606
LD1900611	241500	3050	WRIGHT TIRE AND AUTO LLC	05/30/2019	400,000.00	1.490	05/28/2021	400,000.00	1.490	606
EC1901494	241501	3030	MARK KUCALABA	05/30/2019	350,000.00	2.250	05/28/2021	350,000.00	2.250	606
EC1901502	241502	3030	ERICA AND JOEL JORDAN	05/30/2019	160,000.00	2.250	05/28/2021	160,000.00	2.250	606
EC1901510	241503	3030	RAYMOND THOMSEN	05/30/2019	146,890.00	2.250	05/28/2021	146,890.00	2.250	606
EC1901528	241504	3030	WILLIAM BREX	05/30/2019	33,824.60	2.250	05/28/2021	33,824.60	2.250	606
EC1901536	241505	3030	SHANE MORRIS	05/30/2019	125,000.00	2.250	05/28/2021	125,000.00	2.250	606
EC1901544	241506	3030	EUGENE HUFFMAN	05/30/2019	100,000.00	2.250	05/28/2021	100,000.00	2.250	606



Run Date: 10/3/2019 12:04:27 PM

Investments Outstanding As Of Date: 9/30/2019

INVENTORY BY MATURITY REPORT

CUSIP	Investment #	Fund	Issuer	Purchase Date	Current Book	Current Rate	Maturity Date	Current Par	YTM	Days to Maturity
EC1901551	241507	3030	MICHAEL SILLA	05/30/2019	210,000.00	2.250	05/28/2021	210,000.00	2.250	606
EC1901569	241508	3030	CHRISTOPHER BUTLER	05/30/2019	160,000.00	2.250	05/28/2021	160,000.00	2.250	606
EC1901577	241509	3030	ROLLAND WALTERS	05/30/2019	203,000.00	2.250	05/28/2021	203,000.00	2.250	606
EC1901585	241510	3030	TIMOTHY BURCHFIELD	05/30/2019	196,000.00	2.250	05/28/2021	196,000.00	2.250	606
EC1901593	241511	3030	DYLAN BORCHERS	05/30/2019	63,570.00	2.250	05/28/2021	63,570.00	2.250	606
EC1901601	241512	3030	KENNETH STEFANCIN	05/30/2019	280,000.00	2.250	05/28/2021	280,000.00	2.250	606
EC1901619	241513	3030	KATHLEEN KISHPAUGH	05/30/2019	50,580.00	2.250	05/28/2021	50,580.00	2.250	606
EC1901627	241514	3030	KEVIN HESS	05/30/2019	250,000.00	2.250	05/28/2021	250,000.00	2.250	606
912828R77	227129	1020	US TREASURY NOTE 1.375 5-3	06/24/2016	15,112,500.00	1.375	05/31/2021	15,000,000.00	1.218	609
LD1900629	241520	3050	THE ART GALVANIZING WORK	05/31/2019	257,200.00	1.220	05/31/2021	257,200.00	1.220	609
EC1901635	241521	3030	KEITH MONICK	05/31/2019	65,000.00	2.250	05/31/2021	65,000.00	2.250	609
EC1901643	241522	3030	RONALD BOYED	05/31/2019	130,000.00	2.250	05/31/2021	130,000.00	2.250	609
EC1901650	241523	3030	DAVID MESSMORE	05/31/2019	86,529.55	2.250	05/31/2021	86,529.55	2.250	609
EC1901668	241524	3030	GREGORY AND LAURIE BATES	05/31/2019	118,200.00	2.250	05/31/2021	118,200.00	2.250	609
EC1901676	241525	3030	MARK AND CYNTHIA DEANGEL	05/31/2019	150,000.00	2.250	05/31/2021	150,000.00	2.250	609
EC1901684	241526	3030	LARRY CALLEN	05/31/2019	145,800.00	2.250	05/31/2021	145,800.00	2.250	609
EC1901692	241527	3030	DAVID SALYERS	05/31/2019	337,365.00	2.250	05/31/2021	337,365.00	2.250	609
RE1900076	241566	3040	MIAMI VALLEY POTTERY INC.	06/06/2019	15,000.00	2.250	06/04/2021	15,000.00	2.250	613
LD1900645	241585	3050	OH VALLEY ELECTRL SRVICES	06/10/2019	214,536.31	1.250	06/10/2021	214,536.31	1.250	619
LD1900637	241586	3050	DEANS LANDSCAPING INC	06/10/2019	161,352.00	1.250	06/10/2021	161,352.00	1.250	619
LD1900652	241616	3050	FISCUS TRUCKING EXCAVATI	06/12/2019	145,000.00	1.250	06/11/2021	145,000.00	1.250	620
EC1901700	241617	3030	ROBERT PHELPS	06/12/2019	193,800.81	1.250	06/11/2021	193,800.81	1.250	620
EC1901718	241618	3030	TERRI TOMAZIC	06/12/2019	75,000.00	1.250	06/11/2021	75,000.00	1.250	620
EC1901726	241619	3030	JOSHUA CIMINELLO	06/12/2019	75,000.00	1.250	06/11/2021	75,000.00	1.250	620
EC1901734	241740	3030	DANIEL AND CATHY LINK	06/20/2019	175,007.00	.900	06/18/2021	175,007.00	.900	627
LD1900660	241752	3050	J. MCCOY LUMBER CO. LTD	06/21/2019	357,472.39	.350	06/21/2021	357,472.39	.350	630
LD1900678	241753	3050	EVERYDAY HOMECARE LLC	06/21/2019	147,856.41	.350	06/21/2021	147,856.41	.350	630
LD1900686	241812	3050	CONCRETE CORING COMPANY	06/26/2019	45,000.00	.000	06/25/2021	45,000.00	.000	634
912828S27	227261	1020	US TREASURY NOTE 1.125 6-3	07/08/2016	15,123,046.88	1.125	06/30/2021	15,000,000.00	.956	639
912828S27	228259	1020	US TREASURY NOTE 1.125 6-3	10/11/2016	14,886,328.13	1.125	06/30/2021	15,000,000.00	1.291	639
912828S27	233562	1020	T 1 1-8 06-30-21	09/01/2017	14,748,046.88	1.125	06/30/2021	15,000,000.00	1.579	639
LD2000015	241884	3050	LIBERTY LANES LLC	07/05/2019	10,437.80	1.500	07/05/2021	10,437.80	1.500	644
LD2000023	241896	3050	ZIEHLER LANDSCAPING LLC	07/08/2019	26,493.35	.000	07/08/2021	26,493.35	.000	647



Run Date: 10/3/2019 12:04:27 PM

Investments Outstanding As Of Date: 9/30/2019

INVENTORY BY MATURITY REPORT

CUSIP	Investment #	Fund	Issuer	Purchase Date	Current Book	Current Rate	Maturity Date	Current Par	YTM	Days to Maturity
EC2000015	241897	3030	DAVID WAGNER	07/08/2019	34,250.00	1.250	07/08/2021	34,250.00	1.250	647
02665WBF7	227542	1030	AMERICAN HONDA F 1.650 7-	08/01/2016	8,493,051.75	1.650	07/12/2021	8,475,000.00	1.605	651
EC2000023	241971	3030	JOHN D. WINNER	07/12/2019	120,000.00	.000	07/12/2021	120,000.00	.000	651
912828Y20	237686	1020	T 2 5-8 07-15-21	08/02/2018	9,955,859.38	2.625	07/15/2021	10,000,000.00	2.782	654
EC2000031	242000	3030	ADAM DANIELS	07/16/2019	112,850.00	.300	07/16/2021	112,850.00	.300	655
EC2000049	242001	3030	ERICA PARSLEY	07/16/2019	80,000.00	.300	07/16/2021	80,000.00	.300	655
EC2000056	242002	3030	JACOB HUFF	07/16/2019	98,000.00	.300	07/16/2021	98,000.00	.300	655
EC2000064	242003	3030	ASHLEY KUENNING	07/16/2019	57,038.65	.300	07/16/2021	57,038.65	.300	655
EC2000072	242004	3030	LARRY BASHOFF	07/16/2019	55,000.00	.300	07/16/2021	55,000.00	.300	655
EC2000080	242005	3030	MICHELLE THORNTON	07/16/2019	29,000.00	.300	07/16/2021	29,000.00	.300	655
EC2000098	242006	3030	CHRISTOPHER WEHR	07/16/2019	259,980.00	.300	07/16/2021	259,980.00	.300	655
EC2000106	242007	3030	ROBERT SARAH MARTIN HARP	07/16/2019	207,200.00	.300	07/16/2021	207,200.00	.300	655
EC2000114	242008	3030	JEREMY LUNA	07/16/2019	26,000.00	.300	07/16/2021	26,000.00	.300	655
EC2000122	242009	3030	EVAN BROWN	07/16/2019	229,992.50	.300	07/16/2021	229,992.50	.300	655
EC2000130	242010	3030	MARC BARRICELLI	07/16/2019	100,000.00	.300	07/16/2021	100,000.00	.300	655
EC2000148	242011	3030	MICHAEL & CHRISTINE KRESS	07/16/2019	50,000.00	.300	07/16/2021	50,000.00	.300	655
EC2000155	242012	3030	JOHN ROMOT	07/16/2019	75,000.00	.300	07/16/2021	75,000.00	.300	655
EC2000163	242013	3030	BRIGITTE AND WAYNE TOFTE	07/16/2019	81,015.00	.300	07/16/2021	81,015.00	.300	655
EC2000171	242014	3030	ERIC SIPE	07/16/2019	315,000.00	.300	07/16/2021	315,000.00	.300	655
EC2000189	242015	3030	GREG MCKAY	07/16/2019	192,500.00	.300	07/16/2021	192,500.00	.300	655
EC2000197	242063	3030	MATTHEW RAFFEL	07/19/2019	141,575.00	.000	07/19/2021	141,575.00	.000	658
3136G3D93	227329	1010	FNMA MULTI STEP .625 7-20-	07/20/2016	15,000,000.00	1.600	07/20/2021	15,000,000.00	1.600	659
3136G3D77	227330	1010	FNMA MULTI STEP 1.625 7-20	07/20/2016	15,000,000.00	1.625	07/20/2021	15,000,000.00	1.625	659
949746SA0	227443	1030	WELLS FARGO & CO 2.100 7-2	07/26/2016	5,005,000.00	2.100	07/26/2021	5,000,000.00	2.079	665
3134G9V38	240213	1010	FHLMC 1 1-2 07-27-21	04/03/2019	6,425,528.20	2.000	07/27/2021	6,478,000.00	2.417	666
3136G3XZ3	227239	1010	FNMA DEBENTURE 1.500 7-28	07/28/2016	15,000,000.00	1.500	07/28/2021	15,000,000.00	1.500	667
LD2000031	242177	3050	EDDIES LAWN AND LANDSCAP	07/30/2019	29,926.50	.000	07/30/2021	29,926.50	.000	669
912828S76	227654	1020	US TREASURY NOTE 1.125 7-3	08/09/2016	14,995,898.44	1.125	07/31/2021	15,000,000.00	1.131	670
912828S76	239551	1020	T 1 1-8 07-31-21	01/23/2019	4,824,023.44	1.125	07/31/2021	5,000,000.00	2.575	670
EC2000205	242219	3030	LINDSEY EWRY	08/05/2019	55,710.00	1.250	08/05/2021	55,710.00	1.250	675
EC2000213	242220	3030	DEBORAH FULTZ	08/05/2019	34,500.00	1.250	08/05/2021	34,500.00	1.250	675
EC2000221	242221	3030	STEVEN AND KAREN COOK	08/05/2019	221,900.00	1.250	08/05/2021	221,900.00	1.250	675
EC2000239	242222	3030	MICHELLE MCWHORTER	08/05/2019	210,560.00	1.250	08/05/2021	210,560.00	1.250	675



Run Date: 10/3/2019 12:04:27 PM

Investments Outstanding As Of Date: 9/30/2019

INVENTORY BY MATURITY REPORT

CUSIP	Investment #	Fund	Issuer	Purchase Date	Current Book	Current Rate	Maturity Date	Current Par	YTM	Days to Maturity
EC2000247	242223	3030	JEFFREY BRANCH	08/05/2019	344,952.51	1.250	08/05/2021	344,952.51	1.250	675
LD2000049	242248	3050	MORGANS STONE DIRTWORK	08/07/2019	27,280.00	.750	08/06/2021	27,280.00	.750	676
LD2000056	242273	3050	BAVARIAN CATERING LTD	08/08/2019	38,049.70	.750	08/06/2021	38,049.70	.750	676
EC2000379	242274	3030	MARK TOMSIC	08/08/2019	263,251.10	.300	08/06/2021	263,251.10	.300	676
EC2000361	242275	3030	SCARLET AND JASON HOLMES	08/08/2019	175,000.00	.300	08/06/2021	175,000.00	.300	676
EC2000353	242276	3030	JOHN STANTON	08/08/2019	350,000.00	.300	08/06/2021	350,000.00	.300	676
EC2000346	242277	3030	ALAN SAMUELS	08/08/2019	130,000.00	.300	08/06/2021	130,000.00	.300	676
EC2000338	242278	3030	DANIELLE SISSON	08/08/2019	78,100.00	.300	08/06/2021	78,100.00	.300	676
EC2000320	242279	3030	THOMAS AND KAREN ROHRER	08/08/2019	108,392.50	.300	08/06/2021	108,392.50	.300	676
EC2000312	242280	3030	JUDITH RUEHL	08/08/2019	339,654.00	.300	08/06/2021	339,654.00	.300	676
EC2000304	242281	3030	DENNIS COLEMAN	08/08/2019	50,757.15	.300	08/06/2021	50,757.15	.300	676
EC2000296	242282	3030	JOSEPH LINDSEY GERWIN BO	08/08/2019	216,006.00	.300	08/06/2021	216,006.00	.300	676
EC2000288	242283	3030	KEVIN SLATZER	08/08/2019	210,758.80	.300	08/06/2021	210,758.80	.300	676
EC2000270	242284	3030	JULIA AND CHARLES COHARA	08/08/2019	179,568.00	.300	08/06/2021	179,568.00	.300	676
EC2000254	242286	3030	BRIAN REAM	08/08/2019	100,000.00	.300	08/06/2021	100,000.00	.300	676
EC2000494	242297	3030	MALISSA AMOS	08/09/2019	39,130.00	.300	08/06/2021	39,130.00	.300	676
594918BP8	227710	1030	MICROSOFT CORP 1.550 8-08-	08/16/2016	10,022,000.00	1.550	08/08/2021	10,000,000.00	1.504	678
LD2000064	242295	3050	FOREST CITY COMPANIES INC	08/09/2019	243,365.71	1.220	08/09/2021	243,365.71	1.220	679
3134G94E4	227529	1010	FHLMC DEBENTURE 1.500 8-1	08/10/2016	10,000,000.00	1.500	08/10/2021	10,000,000.00	1.500	680
EC2000387	242305	3030	TED MILLER	08/12/2019	154,845.00	.300	08/12/2021	154,845.00	.300	682
EC2000395	242306	3030	JOSHUA AND CAROLINE KUNK	08/12/2019	40,257.65	.300	08/12/2021	40,257.65	.300	682
EC2000403	242307	3030	WENDY NARAD	08/12/2019	62,000.00	.300	08/12/2021	62,000.00	.300	682
EC2000411	242308	3030	TRISTAN MURRAY	08/12/2019	73,780.00	.300	08/12/2021	73,780.00	.300	682
EC2000429	242309	3030	KATHLEEN BRYSON	08/12/2019	308,791.00	.300	08/12/2021	308,791.00	.300	682
EC2000437	242310	3030	GAROLD DYER	08/12/2019	136,660.00	.300	08/12/2021	136,660.00	.300	682
EC2000445	242311	3030	CRAIG KAVITHA AND PLOWGA	08/12/2019	217,225.00	.300	08/12/2021	217,225.00	.300	682
EC2000452	242312	3030	LISA MECHLING	08/12/2019	75,000.00	.300	08/12/2021	75,000.00	.300	682
EC2000460	242313	3030	MEREDITH PECK	08/12/2019	280,000.00	.300	08/12/2021	280,000.00	.300	682
EC2000478	242314	3030	ROBERT NEWMAN AND LINDA	08/12/2019	350,000.00	.300	08/12/2021	350,000.00	.300	682
EC2000486	242315	3030	JONATHAN LEONARD	08/12/2019	124,935.00	.300	08/12/2021	124,935.00	.300	682
912833LE8	178333	2000	US TREASURY STRIP	10/04/2006	24,277.50	.000	08/15/2021	50,000.00	4.920	685
912833LE8	178587	2000	US TREASURY STRIP	10/26/2006	65,704.56	.000	08/15/2021	138,000.00	5.076	685
912833LE8	178997	2000	US TREASURY STRIP	11/28/2006	24,808.50	.000	08/15/2021	50,000.00	4.820	685



Run Date: 10/3/2019 12:04:27 PM

Investments Outstanding As Of Date: 9/30/2019

INVENTORY BY MATURITY REPORT

CUSIP	Investment #	Fund	Issuer	Purchase Date	Current Book	Current Rate	Maturity Date	Current Par	YTM	Days to Maturity
912833LE8	182221	2000	US TREASURY STRIP	08/28/2007	49,631.00	.000	08/15/2021	100,000.00	5.080	685
912833LE8	182757	2000	US TREASURY STRIP	10/05/2007	50,705.00	.000	08/15/2021	100,000.00	4.960	685
912833LE8	188068	2000	US TREASURY STRIP	09/15/2008	29,050.00	.000	08/15/2021	50,000.00	4.249	685
912833LE8	188163	2010	US TREASURY STRIP	09/22/2008	339,684.48	.000	08/15/2021	576,000.00	4.137	685
912833LE8	193254	2000	US TREASURY STRIP	08/18/2009	58,879.25	.000	08/15/2021	100,000.00	4.466	685
912833LE8	199561	2000	US TREASURY STRIP	08/13/2010	34,594.00	.000	08/15/2021	50,000.00	3.375	685
912833LE8	200624	2000	US TREASURY STRIP	09/24/2010	71,034.00	.000	08/15/2021	100,000.00	3.165	685
912833LE8	207491	2000	US TREASURY STRIP	09/23/2011	40,528.50	.000	08/15/2021	50,000.00	2.134	685
912833LE8	207861	2000	US TREASURY STRIP	10/31/2011	79,323.00	.000	08/15/2021	100,000.00	2.380	685
912833LE8	207914	2000	US TREASURY STRIP	11/03/2011	39,611.50	.000	08/15/2021	50,000.00	2.395	685
912833LE8	211240	2000	US TREASURY STRIP	08/17/2012	43,207.00	.000	08/15/2021	50,000.00	1.630	685
912833LE8	211300	2000	US TREASURY STRIP	08/22/2012	85,578.00	.000	08/15/2021	100,000.00	1.742	685
912833LE8	215295	2000	US TREASURY STRIP	08/16/2013	41,120.00	.000	08/15/2021	50,000.00	2.460	685
912833LE8	215618	2000	US TREASURY STRIP	09/26/2013	41,365.50	.000	08/15/2021	50,000.00	2.419	685
912833LE8	215882	2000	US TREASURY STRIP	11/01/2013	84,203.00	.000	08/15/2021	100,000.00	2.220	685
912833LE8	218837	2000	US TREASURY STRIP	08/28/2014	344,292.00	.000	08/15/2021	400,000.00	2.165	685
912833LE8	219029	2000	US TREASURY STRIP	09/18/2014	85,300.00	.000	08/15/2021	100,000.00	2.315	685
912833LE8	219289	2000	US TREASURY STRIP	10/17/2014	35,012.00	.000	08/15/2021	40,000.00	1.960	685
912833LE8	224321	2000	USTREASURYSTRIP	10/08/2015	90,856.00	.000	08/15/2021	100,000.00	1.645	685
912833LE8	224483	2000	USTREASURYSTRIP	10/22/2015	90,730.00	.000	08/15/2021	100,000.00	1.680	685
912833LE8	224552	2000	USTREASURYSTRIP	10/29/2015	36,226.00	.000	08/15/2021	40,000.00	1.717	685
912833LE8	228089	2000	US TREASURY STRI ZERO-% 8	09/23/2016	47,019.00	.000	08/15/2021	50,000.00	1.260	685
912833LE8	228285	2000	US TREASURY STRI ZERO-% 8	10/14/2016	234,192.50	.000	08/15/2021	250,000.00	1.355	685
46623EKG3	228712	1030	JP MORGAN CHASE & CO	11/28/2016	7,971,163.20	2.295	08/15/2021	8,085,000.00	2.614	685
912833LE8	234128	2000	S 0 08-15-21	10/26/2017	37,293.60	.000	08/15/2021	40,000.00	1.850	685
912833LE8	234152	2000	S 0 08-15-21	10/26/2017	46,634.50	.000	08/15/2021	50,000.00	1.840	685
912833LE8	234187	2000	S 0 08-15-21	10/27/2017	23,309.75	.000	08/15/2021	25,000.00	1.850	685
912833LE8	237890	2000	S 0 08-15-21	08/23/2018	110,886.00	.000	08/15/2021	120,000.00	2.670	685
912833LE8	237917	2000	S 0 08-15-21	08/23/2018	36,972.80	.000	08/15/2021	40,000.00	2.660	685
912833LE8	237930	2000	S 0 08-15-21	08/23/2018	231,005.00	.000	08/15/2021	250,000.00	2.671	685
912833LE8	238207	2000	S 0 08-15-21	09/13/2018	36,922.00	.000	08/15/2021	40,000.00	2.760	685
912833LE8	238692	2000	S 0 08-15-21	10/25/2018	368,308.00	.000	08/15/2021	400,000.00	2.962	685
912833LE8	242338	2000	S 0 08-15-21	08/19/2019	24,224.75	.000	08/15/2021	25,000.00	1.590	685



Run Date: 10/3/2019 12:04:27 PM

Investments Outstanding As Of Date: 9/30/2019

INVENTORY BY MATURITY REPORT

CUSIP	Investment #	Fund	Issuer	Purchase Date	Current Book	Current Rate	Maturity Date	Current Par	YTM	Days to Maturity
912833LE8	242567	2000	S 0 08-15-21	09/06/2019	97,218.00	.000	08/15/2021	100,000.00	1.459	685
912833LE8	242660	2000	S 0 08-15-21	09/12/2019	77,585.60	.000	08/15/2021	80,000.00	1.599	685
912833LE8	242797	2000	S 0 08-15-21	09/23/2019	242,092.50	.000	08/15/2021	250,000.00	1.704	685
3134GACC6	227687	1010	FHLMC MULTI STEP .600 8-23-	08/23/2016	15,000,000.00	1.770	08/23/2021	15,000,000.00	1.770	693
3130A9B34	227877	1010	FHLB MULTI STEP .750 8-24-2	09/08/2016	15,000,000.00	1.620	08/24/2021	15,000,000.00	1.620	694
LD2000072	242502	3050	ZIEHLER LANDSCAPING LLC	08/26/2019	42,735.00	.000	08/26/2021	42,735.00	.000	696
LD2000080	242524	3050	MATTHEW BRUN ENTERPRISE	08/27/2019	400,000.00	.900	08/27/2021	400,000.00	.900	697
LD2000098	242533	3050	WB METALS LLC	08/28/2019	32,000.00	.000	08/27/2021	32,000.00	.000	697
RE2000017	242554	3040	SPRINTER RENTER LLC	08/30/2019	311,350.00	.000	08/30/2021	311,350.00	.000	700
9128282F6	227998	1020	US TREASURY NOTE 1.125 8-3	09/13/2016	14,932,031.25	1.125	08/31/2021	15,000,000.00	1.219	701
9128282F6	233563	1020	T 1 1-8 08-31-21	09/01/2017	14,724,609.38	1.125	08/31/2021	15,000,000.00	1.601	701
191216BY5	227911	1030	COCA COLA COMPAN 1.550 9-	09/02/2016	5,005,500.00	1.550	09/01/2021	5,000,000.00	1.527	702
LD2000106	242597	3050	SUNDAES ICE CREAM LLC	09/04/2019	72,033.00	.750	09/03/2021	72,033.00	.750	704
LD2000114	242642	3050	PORTER JACKSON INC	09/06/2019	365,500.00	.000	09/06/2021	365,500.00	.000	707
02665WBG5	227974	1030	AMERICAN HONDA F 1.700 9-	09/12/2016	10,001,400.00	1.700	09/09/2021	10,000,000.00	1.697	710
3130ACF33	234123	1010	FHLB 1 7-8 09-13-21	10/24/2017	9,946,000.00	1.875	09/13/2021	10,000,000.00	2.020	714
3134A4BU7	178679	2000	FHLMC STRIP	10/31/2006	3,050,379.20	.000	09/15/2021	6,590,000.00	5.247	716
3134A4BU7	178682	2000	FHLMC STRIP	10/31/2006	192,822.21	.000	09/15/2021	421,000.00	5.320	716
RE2000025	242752	3040	ZAGMAN PROPERTIES LLC	09/16/2019	40,000.00	1.220	09/16/2021	40,000.00	1.220	717
LD2000122	242771	3050	WAIBEL ENERGY SYSTEMS IN	09/17/2019	60,980.18	.000	09/17/2021	60,980.18	.000	718
LD2000148	242772	3050	WAIBEL ENERGY SYSTEMS IN	09/17/2019	91,057.33	.000	09/17/2021	91,057.33	.000	718
LD2000130	242773	3050	WAIBEL ENERGY SYSTEMS IN	09/17/2019	79,655.00	.001	09/17/2021	79,655.00	.001	718
LD2000155	242790	3050	EDDIES LAWN AND LANDSCAP	09/18/2019	50,525.00	.000	09/17/2021	50,525.00	.000	718
EC2000494	242826	3030	BRADFORD MALLORY	09/19/2019	14,611.00	.000	09/17/2021	14,611.00	.000	718
EC2000502	242827	3030	RACHEL MINNEY	09/19/2019	176,719.20	.000	09/17/2021	176,719.20	.000	718
88579YAU5	228041	1030	3 M CO 1.625 9-19-21	09/20/2016	7,035,700.00	1.625	09/19/2021	7,000,000.00	1.519	720
48128GW30	238337	1030	JPM Float 09-21-21 000B	09/21/2018	10,000,000.00	2.298	09/21/2021	10,000,000.00	2.298	722
EC2000510	242899	3030	MICHELLE SMITH	09/25/2019	61,500.00	.300	09/24/2021	61,500.00	.300	725
EC2000528	242900	3030	CHAD BRAHLER	09/25/2019	146,790.00	.300	09/24/2021	146,790.00	.300	725
EC2000635	242901	3030	WADE MCMINN III	09/25/2019	250,000.00	.300	09/24/2021	250,000.00	.300	725
EC2000627	242902	3030	CLINTON ALLERTON	09/25/2019	350,000.00	.300	09/24/2021	350,000.00	.300	725
EC2000619	242903	3030	IAN MACCONNELL	09/25/2019	350,000.00	.300	09/24/2021	350,000.00	.300	725
EC2000601	242904	3030	CHEYENNE CUCCIA	09/25/2019	250,000.00	.300	09/24/2021	250,000.00	.300	725



Run Date: 10/3/2019 12:04:27 PM

Investments Outstanding As Of Date: 9/30/2019

INVENTORY BY MATURITY REPORT

CUSIP	Investment #	Fund	Issuer	Purchase Date	Current Book	Current Rate	Maturity Date	Current Par	YTM	Days to Maturity
EC2000593	242905	3030	BRETT BUTLER	09/25/2019	150,000.00	.300	09/24/2021	150,000.00	.300	725
EC2000551	242906	3030	THOMAS AND JOY SLEMMER	09/25/2019	350,000.00	.300	09/24/2021	350,000.00	.300	725
EC2000569	242907	3030	BLAINE LANGANKE	09/25/2019	115,000.00	.300	09/24/2021	115,000.00	.300	725
EC2000577	242908	3030	LISA FARMER	09/25/2019	50,000.00	.300	09/24/2021	50,000.00	.300	725
EC2000585	242909	3030	BRIAN BURGGRAF	09/25/2019	31,265.00	.300	09/24/2021	31,265.00	.300	725
EC2000544	242910	3030	BRIAN MYERS	09/25/2019	167,790.00	.300	09/24/2021	167,790.00	.300	725
EC2000536	242911	3030	MARGARET PRATER	09/25/2019	31,430.00	.300	09/24/2021	31,430.00	.300	725
LD2000163	242935	3050	MARKS HOMEMADE ICE CREA	09/26/2019	190,000.00	1.460	09/24/2021	190,000.00	1.460	725
EC2000643	242936	3030	MELISSA WENZINGER	09/26/2019	90,000.00	.300	09/24/2021	90,000.00	.300	725
EC2000734	242937	3030	GEOFFREY WILLOUGHBY	09/26/2019	193,690.00	.300	09/24/2021	193,690.00	.300	725
EC2000726	242938	3030	ROBERT FULPER	09/26/2019	70,000.00	.300	09/24/2021	70,000.00	.300	725
EC2000718	242939	3030	CAROLE HOLT	09/26/2019	47,805.00	.300	09/24/2021	47,805.00	.300	725
EC2000700	242940	3030	JAMIE DEIST	09/26/2019	340,515.00	.300	09/24/2021	340,515.00	.300	725
EC2000692	242941	3030	RONALD ROMAN	09/26/2019	165,000.00	.300	09/24/2021	165,000.00	.300	725
EC2000684	242942	3030	ROBERT PASQUINUCCI	09/26/2019	25,000.00	.300	09/24/2021	25,000.00	.300	725
EC2000676	242943	3030	THOMAS GARRA	09/26/2019	238,680.00	.300	09/24/2021	238,680.00	.300	725
EC2000668	242944	3030	JEREMY DUFFIELD	09/26/2019	245,000.00	.300	09/24/2021	245,000.00	.300	725
EC2000650	242945	3030	RICHARD STONE	09/26/2019	66,835.00	.300	09/24/2021	66,835.00	.300	725
EC2000742	242957	3030	ANDREW RACHUBA	09/27/2019	80,225.00	.300	09/27/2021	80,225.00	.300	728
EC2000767	242958	3030	JORDAN MILLER	09/27/2019	135,000.00	.300	09/27/2021	135,000.00	.300	728
EC2000759	242959	3030	MARK CARPER	09/27/2019	56,875.00	.300	09/27/2021	56,875.00	.300	728
EC2000775	242960	3030	MARK CARPER	09/27/2019	68,230.00	.300	09/27/2021	68,230.00	.300	728
EC2000783	242961	3030	GEORGE ROTH	09/27/2019	75,000.00	.300	09/27/2021	75,000.00	.300	728
EC2000791	242962	3030	ELIJAH COLE	09/27/2019	184,800.00	.300	09/27/2021	184,800.00	.300	728
EC2000809	242963	3030	CAROL KYER	09/27/2019	125,000.00	.300	09/27/2021	125,000.00	.300	728
EC2000817	242964	3030	JESSIE THACKER	09/27/2019	100,000.00	.300	09/27/2021	100,000.00	.300	728
EC2000825	242965	3030	ROBERT FULPER	09/27/2019	207,396.00	.300	09/27/2021	207,396.00	.300	728
EC2000833	242966	3030	BENJAMIN GERTEN	09/27/2019	350,000.00	.300	09/27/2021	350,000.00	.300	728
EC2000841	242967	3030	KIRRA KINNEY	09/27/2019	57,500.00	.300	09/27/2021	57,500.00	.300	728
3130A9H61	228005	1010	FHLB MULTI STEP 2.000 9-29-	09/29/2016	15,000,000.00	2.000	09/29/2021	15,000,000.00	2.000	730
912828T34	228217	1020	US TREASURY NOTE 1.125 9-3	10/05/2016	14,950,781.25	1.125	09/30/2021	15,000,000.00	1.193	731
912828T34	228247	1020	US TREASURY NOTE 1.125 9-3	10/07/2016	9,933,593.75	1.125	09/30/2021	10,000,000.00	1.263	731
EC2000858	242982	3030	CHRISTOPHER AND DEBORAH	09/30/2019	306,152.00	.300	09/30/2021	306,152.00	.300	731



Run Date: 10/3/2019 12:04:27 PM

Investments Outstanding As Of Date: 9/30/2019

INVENTORY BY MATURITY REPORT

CUSIP	Investment #	Fund	Issuer	Purchase Date	Current Book	Current Rate	Maturity Date	Current Par	YTM	Days to Maturity
EC2000866	242983	3030	DAVID ROSENTHAL AND SARA	09/30/2019	245,000.00	.300	09/30/2021	245,000.00	.300	731
EC2000874	242984	3030	PHILIP AND TERESA FRANTZ	09/30/2019	118,860.00	.300	09/30/2021	118,860.00	.300	731
EC2000882	242985	3030	TERRANCE AND SHARON MAN	09/30/2019	60,000.00	.300	09/30/2021	60,000.00	.300	731
EC2000890	242986	3030	GREG GAMIER AND JEFFREY L	09/30/2019	75,000.00	.300	09/30/2021	75,000.00	.300	731
EC2000908	242987	3030	KEITH SCHEIDERER	09/30/2019	307,097.00	.300	09/30/2021	307,097.00	.300	731
EC2000916	242988	3030	BRUCE HECKMAN	09/30/2019	110,030.00	.300	09/30/2021	110,030.00	.300	731
EC2000924	242989	3030	WILLIAM FIKTER	09/30/2019	69,825.00	.300	09/30/2021	69,825.00	.300	731
EC2000932	242990	3030	MARK STATEN	09/30/2019	60,000.00	.300	09/30/2021	60,000.00	.300	731
EC2000940	242991	3030	MATTHEW SWORD	09/30/2019	123,000.00	.300	09/30/2021	123,000.00	.300	731
EC2000957	242992	3030	CARLA KRAUS	09/30/2019	170,155.00	.300	09/30/2021	170,155.00	.300	731
EC2000965	242993	3030	CLAUDIA MILLER	09/30/2019	99,774.00	.300	09/30/2021	99,774.00	.300	731
EC2000973	242994	3030	SEAN HOOVER	09/30/2019	80,125.00	.300	09/30/2021	80,125.00	.300	731
EC2000981	242995	3030	ROMESH ADURY	09/30/2019	208,750.00	.300	09/30/2021	208,750.00	.300	731
458140AJ9	228372	1030	INTEL CORP 3.300 10-01-21	10/24/2016	5,681,004.16	3.300	10/01/2021	5,288,000.00	1.723	732
3133EHQM8	233458	1010	FFCB 1.95 10-05-21	08/23/2017	10,000,000.00	1.950	10/05/2021	10,000,000.00	1.950	736
713448DL9	228221	1030	PEPSICO INC 1.700 10-06-21	10/07/2016	9,992,400.00	1.700	10/06/2021	10,000,000.00	1.716	737
713448DL9	229858	1030	PEP 1.7 10-06-21	03/10/2017	6,796,230.00	1.700	10/06/2021	7,000,000.00	2.375	737
3135GOQ89	228353	1010	FNMA DEBENTURE 1.375 10-0	10/19/2016	9,979,000.00	1.375	10/07/2021	10,000,000.00	1.419	738
3135GOQ89	228730	1010	FNMA DEBENTURE	11/25/2016	4,869,375.00	1.375	10/07/2021	5,000,000.00	1.940	738
3134GBQ70	233959	1010	FHLMC 2 10-12-21 0000	10/12/2017	4,998,600.00	2.000	10/12/2021	5,000,000.00	2.007	743
3130ACLN2	233941	1010	FHLB 2 10-26-21 0002	10/26/2017	5,000,000.00	2.000	10/26/2021	5,000,000.00	2.000	757
912828T67	228446	1020	US TREASURY NOTE 1.250 10-	10/31/2016	9,967,968.75	1.250	10/31/2021	10,000,000.00	1.316	762
912828T67	228604	1020	US TREASURY NOTE 1.250 10-	11/10/2016	9,888,671.88	1.250	10/31/2021	10,000,000.00	1.483	762
912828T67	242949	1020	T 1 1-4 10-31-21	09/30/2019	9,916,796.88	1.250	10/31/2021	10,000,000.00	1.658	762
742718EQ8	228540	1030	PROCTER & GAMBLE 1.700 11	11/08/2016	5,015,250.00	1.700	11/03/2021	5,000,000.00	1.636	765
742718EQ8	228769	1030	PG 1.7 11-03-21	12/02/2016	1,509,939.20	1.700	11/03/2021	1,532,000.00	2.009	765
3134GBJV5	231215	1010	FHLMC 1 1-4 11-10-21	05/10/2017	4,996,000.00	2.350	11/10/2021	5,000,000.00	2.374	772
912833LF5	179295	2000	US TREASURY STRIP	12/18/2006	122,757.50	.000	11/15/2021	250,000.00	4.828	777
912833LF5	179701	2000	US TREASURY STRIP	01/31/2007	70,956.00	.000	11/15/2021	150,000.00	5.127	777
912833LF5	183731	2000	US TREASURY STRIP	12/05/2007	26,815.00	.000	11/15/2021	50,000.00	4.518	777
912833LF5	183938	2000	US TREASURY STRIP	12/19/2007	51,285.00	.000	11/15/2021	100,000.00	4.860	777
912833LF5	184228	2000	US TREASURY STRIP	01/10/2008	80,970.00	.000	11/15/2021	150,000.00	4.503	777
912833LF5	189215	2000	US TREASURY STRIP	11/21/2008	54,777.00	.000	11/15/2021	100,000.00	4.690	777



Run Date: 10/3/2019 12:04:27 PM

Investments Outstanding As Of Date: 9/30/2019

INVENTORY BY MATURITY REPORT

CUSIP	Investment #	Fund	Issuer	Purchase Date	Current Book	Current Rate	Maturity Date	Current Par	YTM	Days to Maturity
912833LF5	189261	2000	US TREASURY STRIP	11/21/2008	2,900.00	.000	11/15/2021	5,000.00	4.240	777
912833LF5	189960	2000	US TREASURY STRIP	01/12/2009	156,332.50	.000	11/15/2021	250,000.00	3.690	777
912833LF5	190248	2000	US TREASURY STRIP	02/04/2009	59,801.00	.000	11/15/2021	100,000.00	4.065	777
912833LF5	194194	2000	US TREASURY STRIP	11/24/2009	61,591.00	.000	11/15/2021	100,000.00	4.088	777
912833LF5	194727	2000	US TREASURY STRIP	01/28/2010	30,544.50	.000	11/15/2021	50,000.00	4.222	777
912833LF5	201933	2000	US TREASURY STRIP	11/17/2010	35,344.50	.000	11/15/2021	50,000.00	3.180	777
912833LF5	202148	2000	US TREASURY STRIP	11/24/2010	34,551.00	.000	11/15/2021	50,000.00	3.396	777
912833LF5	203388	2000	US TREASURY STRIP	01/31/2011	66,261.00	.000	11/15/2021	100,000.00	3.852	777
912833LF5	212190	2000	US TREASURY STRIP	11/30/2012	130,705.50	.000	11/15/2021	150,000.00	1.543	777
912833LF5	212320	2000	US TREASURY STRIP	12/13/2012	306,099.50	.000	11/15/2021	350,000.00	1.508	777
912833LF5	212649	2000	US TREASURY STRIP	01/17/2013	42,963.00	.000	11/15/2021	50,000.00	1.726	777
912833LF5	216069	2000	US TREASURY STRIP	11/21/2013	41,378.00	.000	11/15/2021	50,000.00	2.385	777
912833LF5	216414	2000	US TREASURY STRIP	01/09/2014	80,998.00	.000	11/15/2021	100,000.00	2.703	777
912833LF5	219691	2000	US TREASURY STRIP	11/20/2014	215,610.00	.000	11/15/2021	250,000.00	2.130	777
912833LF5	220244	2000	US TREASURY STRIP	01/09/2015	44,316.00	.000	11/15/2021	50,000.00	1.770	777
912833LF5	220346	2000	US TREASURY STRIP	01/20/2015	89,074.00	.000	11/15/2021	100,000.00	1.704	777
912833LF5	220432	2000	US TREASURY STRIP	01/26/2015	89,728.00	.000	11/15/2021	100,000.00	1.600	777
912833LF5	220453	2000	US TREASURY STRIP	01/26/2015	44,760.00	.000	11/15/2021	50,000.00	1.634	777
912833LF5	220472	2000	US TREASURY STRIP	01/26/2015	35,842.80	.000	11/15/2021	40,000.00	1.620	777
912833LF5	220501	2000	US TREASURY STRIP	01/27/2015	223,725.00	.000	11/15/2021	250,000.00	1.640	777
912833LF5	220605	2000	US TREASURY STRIP	01/29/2015	222,852.50	.000	11/15/2021	250,000.00	1.699	777
912833LF5	225020	2000	USTREASURYSTRIP	12/24/2015	222,765.00	.000	11/15/2021	250,000.00	1.967	777
912833LF5	225341	2000	USTREASURYSTRIP	02/04/2016	91,102.00	.000	11/15/2021	100,000.00	1.620	777
912833LF5	228570	2000	US TREASURY STRI ZERO-% 1	11/14/2016	16,781.58	.000	11/15/2021	18,000.00	1.406	777
912833LF5	229105	2000	S 0 11-15-21	01/12/2017	18,194.00	.000	11/15/2021	20,000.00	1.965	777
912833LF5	229107	2000	S 0 11-15-21	01/12/2017	18,194.00	.000	11/15/2021	20,000.00	1.965	777
912833LF5	229270	2000	S 0 11-15-21	01/26/2017	227,652.50	.000	11/15/2021	250,000.00	1.960	777
912833LF5	229396	2000	S 0 11-15-21	02/02/2017	36,386.40	.000	11/15/2021	40,000.00	1.990	777
912833LF5	234356	2000	S 0 11-15-21	11/16/2017	92,573.00	.000	11/15/2021	100,000.00	1.940	777
912833LF5	234929	2000	S 0 11-15-21	01/25/2018	36,612.40	.000	11/15/2021	40,000.00	2.340	777
912833LF5	235054	2000	S 0 11-15-21	02/02/2018	36,590.00	.000	11/15/2021	40,000.00	2.370	777
3130A9Y21	228535	1010	FHLB MULTI STEP COUPON B	11/30/2016	10,000,000.00	1.500	11/26/2021	10,000,000.00	1.500	788
3130AABG2	228783	1010	FHLB 1 7-8 11-29-21	12/02/2016	4,967,300.00	1.875	11/29/2021	5,000,000.00	2.013	791



Run Date: 10/3/2019 12:04:27 PM

Investments Outstanding As Of Date: 9/30/2019

INVENTORY BY MATURITY REPORT

CUSIP	Investment #	Fund	Issuer	Purchase Date	Current Book	Current Rate	Maturity Date	Current Par	YTM	Days to Maturity
912828U65	228782	1020	T 1 3-4 11-30-21	12/02/2016	9,935,937.50	1.750	11/30/2021	10,000,000.00	1.885	792
912828U65	233867	1020	T 1 3-4 11-30-21	10/03/2017	14,945,507.81	1.750	11/30/2021	15,000,000.00	1.841	792
3133EHXMO	233586	1010	FFCB 1.93 12-06-21	09/06/2017	10,000,000.00	1.930	12/06/2021	10,000,000.00	1.930	798
69353REY0	229228	1030	PNC 2.55 12-09-21 BKNT	01/24/2017	9,941,700.00	2.550	12/09/2021	10,000,000.00	2.678	801
3130AACT3	231392	1010	FHLB 1 1-2 12-28-21 0003	05/16/2017	5,000,000.00	2.400	12/28/2021	5,000,000.00	2.400	820
3130AAET1	231687	1010	FHLB 2.05 12-29-21	06/13/2017	8,400,000.00	2.050	12/29/2021	8,400,000.00	2.050	821
3134GBK68	233687	1010	FHLMC 2 12-29-21 0004	09/29/2017	10,000,000.00	2.000	12/29/2021	10,000,000.00	2.000	821
912828U81	229026	1020	T 2 12-31-21	01/03/2017	10,011,718.75	2.000	12/31/2021	10,000,000.00	1.975	823
912828U81	233008	1020	T 2 12-31-21	07/05/2017	15,080,859.38	2.000	12/31/2021	15,000,000.00	1.874	823
912828U81	238564	1020	T 2 12-31-21	10/12/2018	9,710,156.25	2.000	12/31/2021	10,000,000.00	2.950	823
31359YCK1	173956	2000	FNMA STRIP	12/13/2005	138,142.38	.000	01/15/2022	318,000.00	5.250	838
31344AMY7	178666	2000	FHLMC STRIP	10/30/2006	2,561,364.96	.000	01/15/2022	5,619,000.00	5.233	838
91159HHP8	229284	1030	USB 2 5-8 01-24-22	01/26/2017	5,027,150.00	2.625	01/24/2022	5,000,000.00	2.509	847
91159HHP8	229865	1030	USB 2 5-8 01-24-22	03/13/2017	4,984,300.00	2.625	01/24/2022	5,000,000.00	2.694	847
3133EHGM9	230953	1010	FFCB 2.05 01-24-22	04/25/2017	6,793,948.00	2.050	01/24/2022	6,800,000.00	2.070	847
912828H86	229805	1020	T 1 1-2 01-31-22	03/06/2017	9,740,625.00	1.500	01/31/2022	10,000,000.00	2.058	854
084670BF4	230356	1030	BRK 3.4 01-31-22	04/17/2017	5,487,336.32	3.400	01/31/2022	5,216,000.00	2.247	854
912828V72	233023	1020	T 1 7-8 01-31-22	07/06/2017	14,996,484.38	1.875	01/31/2022	15,000,000.00	1.880	854
912828V72	238203	1020	T 1 7-8 01-31-22	09/11/2018	9,706,250.00	1.875	01/31/2022	10,000,000.00	2.790	854
742718DY2	237500	1030	PG 2.3 02-06-22	07/18/2018	4,882,900.00	2.300	02/06/2022	5,000,000.00	3.000	860
037833CM0	229502	1030	AAPL 2 1-2 02-09-22	02/10/2017	5,023,800.00	2.500	02/09/2022	5,000,000.00	2.398	863
3130ABVN3	233153	1010	FHLB 2 02-09-22	08/09/2017	15,000,000.00	2.000	02/09/2022	15,000,000.00	2.000	863
58933YAO8	238575	1030	MRK 2.35 02-10-22	10/15/2018	4,851,250.00	2.350	02/10/2022	5,000,000.00	3.303	864
58933YAO8	240317	1030	MRK 2.35 02-10-22	04/12/2019	4,980,750.00	2.350	02/10/2022	5,000,000.00	2.491	864
3133EHJF1	231881	1010	FFCB 2.14 02-11-22	06/28/2017	9,800,000.00	2.140	02/11/2022	9,800,000.00	2.140	865
912833LG3	180369	2000	US TREASURY STRIP	04/03/2007	24,060.00	.000	02/15/2022	50,000.00	4.980	869
912833LG3	180521	2000	US TREASURY STRIP	04/12/2007	47,349.00	.000	02/15/2022	100,000.00	5.100	869
912833LG3	180737	2000	US TREASURY STRIP	04/30/2007	48,332.00	.000	02/15/2022	100,000.00	4.975	869
912833LG3	184839	2000	US TREASURY STRIP	02/28/2008	5,212.86	.000	02/15/2022	10,000.00	4.720	869
912833LG3	185229	2000	US TREASURY STRIP	03/27/2008	5,465.00	.000	02/15/2022	10,000.00	4.399	869
912833LG3	185272	2000	US TREASURY STRIP	03/28/2008	27,138.00	.000	02/15/2022	50,000.00	4.450	869
912833LG3	185598	2000	US TREASURY STRIP	04/16/2008	27,571.00	.000	02/15/2022	50,000.00	4.350	869
912833LG3	185617	2000	US TREASURY STRIP	04/16/2008	5,510.00	.000	02/15/2022	10,000.00	4.356	869



Run Date: 10/3/2019 12:04:27 PM

Investments Outstanding As Of Date: 9/30/2019

INVENTORY BY MATURITY REPORT

CUSIP	Investment #	Fund	Issuer	Purchase Date	Current Book	Current Rate	Maturity Date	Current Par	YTM	Days to Maturity
912833LG3	185884	2000	US TREASURY STRIP	04/28/2008	13,221.50	.000	02/15/2022	25,000.00	4.670	869
912833LG3	190598	2000	US TREASURY STRIP	02/27/2009	30,269.00	.000	02/15/2022	50,000.00	3.908	869
912833LG3	190829	2000	US TREASURY STRIP	03/20/2009	30,215.50	.000	02/15/2022	50,000.00	3.940	869
912833LG3	190955	2000	US TREASURY STRIP	03/30/2009	61,343.00	.000	02/15/2022	100,000.00	3.830	869
912833LG3	191121	2000	US TREASURY STRIP	04/13/2009	3,150.00	.000	02/15/2022	5,000.00	3.630	869
912833LG3	191209	2000	US TREASURY STRIP	04/16/2009	30,285.00	.000	02/15/2022	50,000.00	3.945	869
912833LG3	191859	2000	US TREASURY STRIP	04/24/2009	30,550.00	.000	02/15/2022	50,000.00	3.882	869
912833LG3	194856	2000	US TREASURY STRIP	02/08/2010	59,477.00	.000	02/15/2022	100,000.00	4.370	869
912833LG3	195182	2000	US TREASURY STRIP	03/03/2010	29,884.50	.000	02/15/2022	50,000.00	4.352	869
912833LG3	195389	2000	US TREASURY STRIP	03/12/2010	59,529.00	.000	02/15/2022	100,000.00	4.395	869
912833LG3	195858	2000	US TREASURY STRIP	04/08/2010	29,343.00	.000	02/15/2022	50,000.00	4.546	869
912833LG3	196883	2000	US TREASURY STRIP	04/30/2010	30,279.50	.000	02/15/2022	50,000.00	4.298	869
912833LG3	203857	2000	US TREASURY STRIP	02/28/2011	32,524.00	.000	02/15/2022	50,000.00	3.961	869
912833LG3	204504	2000	US TREASURY STRIP	04/12/2011	64,668.00	.000	02/15/2022	100,000.00	4.060	869
912833LG3	205417	2000	US TREASURY STRIP	05/05/2011	66,786.00	.000	02/15/2022	100,000.00	3.779	869
912833LG3	208700	2000	US TREASURY STRIP	02/16/2012	40,576.00	.000	02/15/2022	50,000.00	2.100	869
912833LG3	208871	2000	US TREASURY STRIP	03/05/2012	81,320.00	.000	02/15/2022	100,000.00	2.089	869
912833LG3	209010	2000	US TREASURY STRIP	03/19/2012	39,357.00	.000	02/15/2022	50,000.00	2.430	869
912833LG3	209135	2000	US TREASURY STRIP	04/05/2012	39,816.50	.000	02/15/2022	50,000.00	2.323	869
912833LG3	209927	2000	US TREASURY STRIP	04/30/2012	40,591.00	.000	02/15/2022	50,000.00	2.140	869
912833LG3	213284	2000	US TREASURY STRIP	03/25/2013	42,445.50	.000	02/15/2022	50,000.00	1.850	869
912833LG3	213359	2000	US TREASURY STRIP	03/28/2013	85,091.00	.000	02/15/2022	100,000.00	1.825	869
912833LG3	213436	2000	US TREASURY STRIP	04/04/2013	42,901.50	.000	02/15/2022	50,000.00	1.734	869
912833LG3	213503	2000	US TREASURY STRIP	04/12/2013	86,609.00	.000	02/15/2022	100,000.00	1.632	869
912833LG3	214254	2000	US TREASURY STRIP	05/02/2013	87,156.00	.000	02/15/2022	100,000.00	1.570	869
912833LG3	216909	2000	US TREASURY STRIP	03/21/2014	205,575.00	.000	02/15/2022	250,000.00	2.490	869
912833LG3	220874	2000	US TREASURY STRIP	02/13/2015	35,134.40	.000	02/15/2022	40,000.00	1.860	869
912833LG3	222348	2000	US TREASURY STRIP	04/30/2015	35,533.60	.000	02/15/2022	40,000.00	1.750	869
912833LG3	225730	2000	USTREASURYSTRI	03/17/2016	36,140.00	.000	02/15/2022	40,000.00	1.723	869
912833LG3	225757	2000	USTREASURYSTRI	03/17/2016	16,491.79	.000	02/15/2022	18,250.00	1.720	869
912833LG3	229650	2000	S 0 02-15-22	02/24/2017	46,982.52	.000	02/15/2022	52,000.00	2.050	869
912833LG3	230016	2000	S 0 02-15-22	03/24/2017	361,420.00	.000	02/15/2022	400,000.00	2.082	869
912833LG3	230130	2000	S 0 02-15-22	03/30/2017	226,605.00	.000	02/15/2022	250,000.00	2.023	869



Run Date: 10/3/2019 12:04:27 PM

Investments Outstanding As Of Date: 9/30/2019

INVENTORY BY MATURITY REPORT

CUSIP	Investment #	Fund	Issuer	Purchase Date	Current Book	Current Rate	Maturity Date	Current Par	YTM	Days to Maturity
912833LG3	230235	2000	S 0 02-15-22	04/06/2017	45,476.50	.000	02/15/2022	50,000.00	1.960	869
912833LG3	230352	2000	S 0 02-15-22	04/17/2017	36,463.60	.000	02/15/2022	40,000.00	1.925	869
912833LG3	230987	2000	S 0 02-15-22	04/28/2017	228,192.50	.000	02/15/2022	250,000.00	1.910	869
912833LG3	235196	2000	S 0 02-15-22	02/15/2018	36,244.40	.000	02/15/2022	40,000.00	2.480	869
912833LG3	235365	2000	S 0 02-15-22	03/01/2018	36,222.40	.000	02/15/2022	40,000.00	2.520	869
912833LG3	235386	2000	S 0 02-15-22	03/01/2018	36,188.80	.000	02/15/2022	40,000.00	2.544	869
912833LG3	235450	2000	S 0 02-15-22	03/05/2018	180,598.00	.000	02/15/2022	200,000.00	2.600	869
912833LG3	235523	2000	S 0 02-15-22	03/08/2018	36,214.80	.000	02/15/2022	40,000.00	2.538	869
912833LG3	236305	2000	S 0 02-15-22	04/26/2018	36,036.40	.000	02/15/2022	40,000.00	2.760	869
3130ABVW3	233278	1010	FHLB 2 02-16-22	08/16/2017	7,020,000.00	2.000	02/16/2022	7,020,000.00	2.000	870
912828J43	229757	1020	T 1 3-4 02-28-22	03/02/2017	9,872,330.00	1.750	02/28/2022	10,000,000.00	2.020	882
3134GBD74	233523	1010	FHLMC 2 02-28-22 0005	08/29/2017	7,000,000.00	2.000	02/28/2022	7,000,000.00	2.000	882
3136G4LR2	233568	1010	FNMA 2.06 02-28-22	09/01/2017	10,035,100.00	2.060	02/28/2022	10,000,000.00	1.978	882
912828W55	239253	1020	T 1 7-8 02-28-22	12/21/2018	14,648,437.50	1.875	02/28/2022	15,000,000.00	2.645	882
3134GTPU1	241363	1010	FHLMC 2.4 02-28-22 0000	05/28/2019	15,000,000.00	2.400	02/28/2022	15,000,000.00	2.400	882
478160CD4	229772	1030	JNJ 2 1-4 03-03-22	03/06/2017	9,974,600.00	2.250	03/03/2022	10,000,000.00	2.304	885
3133EHYQ0	233615	1010	FFCB 1.95 03-14-22	09/14/2017	10,000,000.00	1.950	03/14/2022	10,000,000.00	1.950	896
3133EHYQ0	234696	1010	FFCB 1.95 03-14-22	12/29/2017	4,931,250.00	1.950	03/14/2022	5,000,000.00	2.294	896
3134A4BV5	178685	2000	FHLMC STRIP	10/31/2006	2,080,702.26	.000	03/15/2022	4,602,000.00	5.231	897
3134GBJ45	233700	1010	FHLMC 2 03-29-22 0003	09/29/2017	9,998,000.00	2.000	03/29/2022	10,000,000.00	2.005	911
912828W89	231009	1020	T 1 7-8 03-31-22	04/27/2017	10,007,031.25	1.875	03/31/2022	10,000,000.00	1.860	913
912828W89	231248	1020	T 1 7-8 03-31-22	05/05/2017	10,000,000.00	1.875	03/31/2022	10,000,000.00	1.875	913
912828J76	233314	1020	T 1 3-4 03-31-22	08/09/2017	19,959,375.00	1.750	03/31/2022	20,000,000.00	1.796	913
46513XGT1	230154	1010	ISRAEL BOND	04/03/2017	7,500,000.00	3.500	04/01/2022	7,500,000.00	3.500	914
46513XHT0	230155	1010	ISRAEL FLOATING RATE BOND	04/03/2017	7,500,000.00	3.663	04/01/2022	7,500,000.00	3.663	914
46513XBT6	230156	1010	ISRAEL BOND	04/03/2017	10,000,000.00	3.200	04/01/2022	10,000,000.00	3.200	914
3135G0T45	234649	1010	FNMA 1 7-8 04-05-22	12/26/2017	9,858,300.00	1.875	04/05/2022	10,000,000.00	2.224	918
89236TFX8	240343	1030	TOYOTA 2.65 04-12-22 MTN	04/17/2019	4,998,100.00	2.650	04/12/2022	5,000,000.00	2.663	925
912828WZ9	233221	1020	T 1 3-4 04-30-22	07/27/2017	14,922,656.25	1.750	04/30/2022	15,000,000.00	1.863	943
88059EHH0	178620	2000	TVA STRIP	10/25/2006	652,987.44	.000	05/01/2022	1,512,000.00	5.484	944
88059EHH0	179128	2000	TVA STRIP	12/04/2006	330,466.68	.000	05/01/2022	718,000.00	5.100	944
19416QDZ0	238546	1030	CL 2.3 05-03-22 MTN	10/12/2018	6,729,307.90	2.300	05/03/2022	6,935,000.00	3.188	946
458140BB5	235810	1030	INTC 2.35 05-11-22	04/06/2018	6,078,233.92	2.350	05/11/2022	6,224,000.00	2.961	954



Run Date: 10/3/2019 12:04:27 PM

Investments Outstanding As Of Date: 9/30/2019

INVENTORY BY MATURITY REPORT

CUSIP	Investment #	Fund	Issuer	Purchase Date	Current Book	Current Rate	Maturity Date	Current Par	YTM	Days to Maturity
037833CQ1	240319	1030	AAPL 2.3 05-11-22	04/12/2019	4,963,400.00	2.300	05/11/2022	5,000,000.00	2.548	954
459200JX0	241478	1030	IBM 2.85 05-13-22	05/31/2019	5,025,900.00	2.850	05/13/2022	5,000,000.00	2.666	956
912833LH1	181168	2000	US TREASURY STRIP	05/31/2007	23,210.00	.000	05/15/2022	50,000.00	5.198	958
912833LH1	181416	2000	US TREASURY STRIP	06/26/2007	22,522.00	.000	05/15/2022	50,000.00	5.430	958
912833LH1	181557	2000	US TREASURY STRIP	07/06/2007	22,978.50	.000	05/15/2022	50,000.00	5.301	958
912833LH1	181863	2000	US TREASURY STRIP	07/30/2007	46,659.00	.000	05/15/2022	100,000.00	5.220	958
912833LH1	186335	2010	US TREASURY STRIP	05/22/2008	3,945,766.10	.000	05/15/2022	7,538,000.00	4.684	958
912833LH1	186421	2000	US TREASURY STRIP	05/27/2008	26,382.50	.000	05/15/2022	50,000.00	4.630	958
912833LH1	186666	2000	US TREASURY STRIP	06/09/2008	14,231.00	.000	05/15/2022	25,000.00	4.085	958
912833LH1	187229	2000	US TREASURY STRIP	07/11/2008	5,315.50	.000	05/15/2022	10,000.00	4.617	958
912833LH1	192217	2000	US TREASURY STRIP	05/13/2009	85,515.00	.000	05/15/2022	150,000.00	4.368	958
912833LH1	193236	2000	US TREASURY STRIP	08/18/2009	28,103.67	.000	05/15/2022	50,000.00	4.573	958
912833LH1	197101	2000	US TREASURY STRIP	05/11/2010	186,893.17	.000	05/15/2022	306,000.00	4.147	958
912833LH1	197196	2000	US TREASURY STRIP	05/14/2010	15,253.25	.000	05/15/2022	25,000.00	4.159	958
912833LH1	198376	2000	US TREASURY STRIP	06/30/2010	32,457.50	.000	05/15/2022	50,000.00	3.672	958
912833LH1	198702	2000	US TREASURY STRIP	07/13/2010	64,500.00	.000	05/15/2022	100,000.00	3.738	958
912833LH1	205476	2000	US TREASURY STRIP	05/09/2011	66,326.00	.000	05/15/2022	100,000.00	3.762	958
912833LH1	206121	2000	US TREASURY STRIP	06/13/2011	68,827.00	.000	05/15/2022	100,000.00	3.450	958
912833LH1	206333	2000	US TREASURY STRIP	06/23/2011	34,390.50	.000	05/15/2022	50,000.00	3.465	958
912833LH1	206373	2000	US TREASURY STRIP	06/27/2011	34,353.50	.000	05/15/2022	50,000.00	3.479	958
912833LH1	210180	2000	US TREASURY STRIP	05/16/2012	41,028.50	.000	05/15/2022	50,000.00	1.988	958
912833LH1	210395	2000	US TREASURY STRIP	06/06/2012	42,642.00	.000	05/15/2022	50,000.00	1.608	958
912833LH1	210601	2000	US TREASURY STRIP	06/25/2012	41,952.50	.000	05/15/2022	50,000.00	1.783	958
912833LH1	214705	2000	US TREASURY STRIP	06/17/2013	41,361.50	.000	05/15/2022	50,000.00	2.140	958
912833LH1	218184	2000	US TREASURY STRIP	06/26/2014	41,232.00	.000	05/15/2022	50,000.00	2.460	958
912833LH1	218210	2000	US TREASURY STRIP	06/27/2014	41,138.50	.000	05/15/2022	50,000.00	2.490	958
912833LH1	218580	2000	US TREASURY STRIP	07/31/2014	41,615.50	.000	05/15/2022	50,000.00	2.370	958
912833LH1	222624	2000	US TREASURY STRIP	05/21/2015	217,085.00	.000	05/15/2022	250,000.00	2.032	958
912833LH1	226887	2000	US TREASURY STRI ZERO-% 5	05/26/2016	109,060.80	.000	05/15/2022	120,000.00	1.608	958
912833LH1	227314	2000	US TREASURY STRI ZERO-% 5	07/15/2016	46,507.50	.000	05/15/2022	50,000.00	1.245	958
912833LH1	227498	2000	US TREASURY STRI ZERO-% 5	07/29/2016	37,063.20	.000	05/15/2022	40,000.00	1.320	958
912833LH1	227669	2000	US TREASURY STRI ZERO-% 5	08/12/2016	92,731.00	.000	05/15/2022	100,000.00	1.315	958
912833LH1	231304	2000	S 0 05-15-22	05/11/2017	36,169.60	.000	05/15/2022	40,000.00	2.019	958



Run Date: 10/3/2019 12:04:27 PM

Investments Outstanding As Of Date: 9/30/2019

INVENTORY BY MATURITY REPORT

CUSIP	Investment #	Fund	Issuer	Purchase Date	Current Book	Current Rate	Maturity Date	Current Par	YTM	Days to Maturity
912833LH1	231587	2000	S 0 05-15-22	06/02/2017	36,460.80	.000	05/15/2022	40,000.00	1.880	958
912833LH1	237031	2000	S 0 05-15-22	06/14/2018	35,912.40	.000	05/15/2022	40,000.00	2.770	958
912833LH1	237316	2000	S 0 05-15-22	07/06/2018	36,041.20	.000	05/15/2022	40,000.00	2.719	958
912833LH1	237405	2000	S 0 05-15-22	07/12/2018	36,029.60	.000	05/15/2022	40,000.00	2.739	958
084664BT7	238846	1030	BRK 3 05-15-22	11/08/2018	9,886,300.00	3.000	05/15/2022	10,000,000.00	3.345	958
912833LH1	241255	2000	S 0 05-15-22	05/09/2019	37,356.00	.000	05/15/2022	40,000.00	2.280	958
912833LH1	241679	2000	S 0 05-15-22	06/21/2019	37,934.40	.000	05/15/2022	40,000.00	1.837	958
912833LH1	241904	2000	S 0 05-15-22	07/11/2019	37,947.60	.000	05/15/2022	40,000.00	1.860	958
912833LH1	242045	2000	S 0 05-15-22	07/22/2019	237,367.50	.000	05/15/2022	250,000.00	1.850	958
912833LH1	242098	2000	S 0 05-15-22	07/26/2019	38,062.80	.000	05/15/2022	40,000.00	1.778	958
3134GBNA6	231332	1010	FHLMC 2.05 05-25-22 0000	05/25/2017	9,982,500.00	2.050	05/25/2022	10,000,000.00	2.087	968
3134GB3D2	234331	1010	FHLMC 2.2 05-25-22	11/29/2017	10,000,000.00	2.200	05/25/2022	10,000,000.00	2.200	968
191216CF5	235310	1030	KO 2.2 05-25-22	02/23/2018	2,437,625.00	2.200	05/25/2022	2,500,000.00	2.826	968
191216CF5	241542	1030	KO 2.2 05-25-22	06/06/2019	5,003,370.00	2.200	05/25/2022	5,000,000.00	2.176	968
191216CF5	241976	1030	KO 2.2 05-25-22	07/16/2019	5,010,900.00	2.200	05/25/2022	5,000,000.00	2.121	968
3134GT3P6	242427	1010	FHLMC 1.87 05-26-22	08/26/2019	15,000,000.00	1.870	05/26/2022	15,000,000.00	1.870	969
912828XR6	231877	1020	T 1 3-4 05-31-22	06/28/2017	9,979,687.50	1.750	05/31/2022	10,000,000.00	1.793	974
912828XR6	234073	1020	T 1 3-4 05-31-22	10/19/2017	9,910,156.25	1.750	05/31/2022	10,000,000.00	1.954	974
3134GBRM6	240149	1010	FHLMC 2.1 06-08-22	03/26/2019	2,429,199.50	2.100	06/08/2022	2,450,000.00	2.377	982
3130A8HC0	240298	1010	FHLB 1.8 06-23-22	04/09/2019	979,970.00	1.800	06/23/2022	1,000,000.00	2.453	997
3134GTWC3	241742	1010	FHLMC 2.15 06-24-22	06/24/2019	2,500,000.00	2.150	06/24/2022	2,500,000.00	2.150	998
88579YAF8	234396	1030	MMM 2 06-26-22 MTN	11/20/2017	987,320.00	2.000	06/26/2022	1,000,000.00	2.292	1000
3134GBTS1	231702	1010	FHLMC 2 1-8 06-29-22	06/29/2017	6,250,000.00	2.125	06/29/2022	6,250,000.00	2.125	1003
3134GBTS1	231829	1010	FHLMC 2 1-8 06-29-22	06/29/2017	10,000,000.00	2.125	06/29/2022	10,000,000.00	2.125	1003
912828XW5	231908	1020	T 1 3-4 06-30-22	06/30/2017	9,959,375.00	1.750	06/30/2022	10,000,000.00	1.835	1004
912828XW5	233003	1020	T 1 3-4 06-30-22	07/05/2017	9,930,468.75	1.750	06/30/2022	10,000,000.00	1.897	1004
912828XW5	234770	1020	T 1 3-4 06-30-22	01/08/2018	19,599,218.75	1.750	06/30/2022	20,000,000.00	2.223	1004
89236TCQ6	241371	1030	TOYOTA 2.8 07-13-22 GMTN	05/20/2019	5,030,500.00	2.800	07/13/2022	5,000,000.00	2.596	1017
69353RFE3	241847	1030	PNC 2.45 07-28-22 BKNT	07/03/2019	5,041,450.00	2.450	07/28/2022	5,000,000.00	2.169	1032
69353RFE3	242151	1030	PNC 2.45 07-28-22 BKNT	07/29/2019	4,177,888.00	2.450	07/28/2022	4,150,000.00	2.217	1032
9128282P4	233835	1020	T 1 7-8 07-31-22	09/28/2017	9,985,156.25	1.875	07/31/2022	10,000,000.00	1.907	1035
9128282P4	234096	1020	T 1 7-8 07-31-22	10/23/2017	9,942,968.75	1.875	07/31/2022	10,000,000.00	2.001	1035
9128282P4	235438	1020	T 1 7-8 07-31-22	03/01/2018	4,842,382.81	1.875	07/31/2022	5,000,000.00	2.635	1035



Run Date: 10/3/2019 12:04:27 PM

Investments Outstanding As Of Date: 9/30/2019

INVENTORY BY MATURITY REPORT

CUSIP	Investment #	Fund	Issuer	Purchase Date	Current Book	Current Rate	Maturity Date	Current Par	YTM	Days to Maturity
3130AGUG8	242509	1010	FHLB 2 1-4 08-05-22	08/29/2019	5,004,250.00	2.250	08/05/2022	5,000,000.00	2.220	1040
3134GSS55	237510	1010	FHLMC 3 08-10-22	08/10/2018	10,000,000.00	3.000	08/10/2022	10,000,000.00	3.000	1045
742718EU9	233340	1030	PG 2.15 08-11-22	08/15/2017	10,015,100.00	2.150	08/11/2022	10,000,000.00	2.118	1046
742718EU9	234675	1030	PG 2.15 08-11-22	12/29/2017	7,990,654.42	2.150	08/11/2022	8,081,000.00	2.407	1046
912833LJ7	178334	2000	US TREASURY STRIP	10/04/2006	23,197.50	.000	08/15/2022	50,000.00	4.900	1050
912833LJ7	178588	2000	US TREASURY STRIP	10/26/2006	62,540.22	.000	08/15/2022	138,000.00	5.071	1050
912833LJ7	178998	2000	US TREASURY STRIP	11/28/2006	23,720.00	.000	08/15/2022	50,000.00	4.802	1050
912833LJ7	182222	2000	US TREASURY STRIP	08/28/2007	47,341.00	.000	08/15/2022	100,000.00	5.060	1050
912833LJ7	182553	2000	US TREASURY STRIP	09/25/2007	47,020.00	.000	08/15/2022	100,000.00	5.133	1050
912833LJ7	182758	2000	US TREASURY STRIP	10/05/2007	48,316.00	.000	08/15/2022	100,000.00	4.955	1050
912833LJ7	188069	2000	US TREASURY STRIP	09/15/2008	27,700.00	.000	08/15/2022	50,000.00	4.289	1050
912833LJ7	188164	2010	US TREASURY STRIP	09/22/2008	324,547.20	.000	08/15/2022	576,000.00	4.171	1050
912833LJ7	193255	2000	US TREASURY STRIP	08/18/2009	55,853.25	.000	08/15/2022	100,000.00	4.534	1050
912833LJ7	199562	2000	US TREASURY STRIP	08/13/2010	32,907.50	.000	08/15/2022	50,000.00	3.515	1050
912833LJ7	200625	2000	US TREASURY STRIP	09/24/2010	67,660.00	.000	08/15/2022	100,000.00	3.313	1050
912833LJ7	207492	2000	US TREASURY STRIP	09/23/2011	38,898.50	.000	08/15/2022	50,000.00	2.318	1050
912833LJ7	207862	2000	US TREASURY STRIP	10/31/2011	76,036.00	.000	08/15/2022	100,000.00	2.555	1050
912833LJ7	207915	2000	US TREASURY STRIP	11/03/2011	37,998.00	.000	08/15/2022	50,000.00	2.562	1050
912833LJ7	211241	2000	US TREASURY STRIP	08/17/2012	41,780.50	.000	08/15/2022	50,000.00	1.805	1050
912833LJ7	211301	2000	US TREASURY STRIP	08/22/2012	82,580.00	.000	08/15/2022	100,000.00	1.927	1050
912833LJ7	215296	2000	US TREASURY STRIP	08/16/2013	39,420.00	.000	08/15/2022	50,000.00	2.660	1050
912833LJ7	215619	2000	US TREASURY STRIP	09/26/2013	39,489.50	.000	08/15/2022	50,000.00	2.673	1050
912833LJ7	215883	2000	US TREASURY STRIP	11/01/2013	80,560.00	.000	08/15/2022	100,000.00	2.475	1050
912833LJ7	218838	2000	US TREASURY STRIP	08/28/2014	332,868.00	.000	08/15/2022	400,000.00	2.320	1050
912833LJ7	219030	2000	US TREASURY STRIP	09/18/2014	82,300.00	.000	08/15/2022	100,000.00	2.479	1050
912833LJ7	219291	2000	US TREASURY STRIP	10/17/2014	33,925.60	.000	08/15/2022	40,000.00	2.115	1050
912833LJ7	224330	2000	USTREASURYSTRIP	10/08/2015	88,473.00	.000	08/15/2022	100,000.00	1.795	1050
912833LJ7	224484	2000	USTREASURYSTRIP	10/22/2015	88,325.00	.000	08/15/2022	100,000.00	1.830	1050
912833LJ7	224553	2000	USTREASURYSTRIP	10/29/2015	35,230.00	.000	08/15/2022	40,000.00	1.877	1050
912833LJ7	228090	2000	US TREASURY STRI ZERO-% 8	09/23/2016	46,053.00	.000	08/15/2022	50,000.00	1.400	1050
912833LJ7	228286	2000	US TREASURY STRI ZERO-% 8	10/14/2016	229,382.50	.000	08/15/2022	250,000.00	1.480	1050
912833LJ7	234129	2000	S 0 08-15-22	10/26/2017	36,300.80	.000	08/15/2022	40,000.00	2.030	1050
912833LJ7	234153	2000	S 0 08-15-22	10/26/2017	45,376.00	.000	08/15/2022	50,000.00	2.030	1050



Run Date: 10/3/2019 12:04:27 PM

Investments Outstanding As Of Date: 9/30/2019

INVENTORY BY MATURITY REPORT

CUSIP	Investment #	Fund	Issuer	Purchase Date	Current Book	Current Rate	Maturity Date	Current Par	YTM	Days to Maturity
912833LJ7	234188	2000	S 0 08-15-22	10/27/2017	22,678.50	.000	08/15/2022	25,000.00	2.040	1050
912833LJ7	237891	2000	S 0 08-15-22	08/23/2018	107,770.80	.000	08/15/2022	120,000.00	2.720	1050
912833LJ7	237918	2000	S 0 08-15-22	08/23/2018	35,923.60	.000	08/15/2022	40,000.00	2.720	1050
912833LJ7	237931	2000	S 0 08-15-22	08/23/2018	224,560.00	.000	08/15/2022	250,000.00	2.716	1050
912833LJ7	238208	2000	S 0 08-15-22	09/13/2018	35,843.20	.000	08/15/2022	40,000.00	2.818	1050
912833LJ7	238691	2000	S 0 08-15-22	10/25/2018	356,804.00	.000	08/15/2022	400,000.00	3.024	1050
912833LJ7	242339	2000	S 0 08-15-22	08/19/2019	23,886.50	.000	08/15/2022	25,000.00	1.530	1050
912833LJ7	242568	2000	S 0 08-15-22	09/06/2019	96,041.00	.000	08/15/2022	100,000.00	1.379	1050
912833LJ7	242661	2000	S 0 08-15-22	09/12/2019	76,514.40	.000	08/15/2022	80,000.00	1.529	1050
912833LJ7	242798	2000	S 0 08-15-22	09/23/2019	238,410.00	.000	08/15/2022	250,000.00	1.647	1050
3133EKC20	242525	1010	FFCB 1.82 08-19-22	09/03/2019	4,996,250.00	1.820	08/19/2022	5,000,000.00	1.846	1054
9128282S8	233680	1020	T 1 5-8 08-31-22	09/15/2017	9,925,000.00	1.625	08/31/2022	10,000,000.00	1.784	1066
3130ACC51	233538	1010	FHLB 2.05 09-01-22	09/01/2017	10,000,000.00	2.050	09/01/2022	10,000,000.00	2.050	1067
14913Q3A5	242716	1030	CAT 1.9 09-06-22 MTN	09/13/2019	9,945,200.00	1.900	09/06/2022	10,000,000.00	2.091	1072
44932HAC7	234330	1030	IBM 2.2 09-08-22	11/13/2017	4,940,050.00	2.200	09/08/2022	5,000,000.00	2.465	1074
89236TEC5	237425	1030	TOYOTA 2.15 09-08-22 MTN	07/12/2018	2,324,400.65	2.150	09/08/2022	2,431,000.00	3.287	1074
3133EKK39	242742	1010	FFCB 1.84 09-09-22	09/16/2019	4,980,000.00	1.840	09/09/2022	5,000,000.00	1.979	1075
3133EKK39	242973	1010	FFCB 1.84 09-09-22	09/30/2019	4,991,250.00	1.840	09/09/2022	5,000,000.00	1.901	1075
3134A4BW3	178619	2000	FHLMC STRIP	10/25/2006	928,044.36	.000	09/15/2022	2,166,000.00	5.406	1081
3130ACCY8	233585	1010	FHLB 2 09-15-22	09/15/2017	10,000,000.00	2.000	09/15/2022	10,000,000.00	2.000	1081
589331AT4	233710	1030	MRK 2.4 09-15-22	09/20/2017	5,895,810.80	2.400	09/15/2022	5,819,000.00	2.120	1081
589331AT4	234427	1030	MRK 2.4 09-15-22	11/24/2017	4,992,000.00	2.400	09/15/2022	5,000,000.00	2.435	1081
589331AT4	240222	1030	MRK 2.4 09-15-22	04/04/2019	5,130,355.48	2.400	09/15/2022	5,150,000.00	2.516	1081
3134GT6R9	242628	1010	FHLMC 2 09-16-22	09/16/2019	15,000,000.00	2.000	09/16/2022	15,000,000.00	2.000	1082
46625HJE1	234372	1030	JP MORGAN CHASE 3.25 09-23	11/15/2017	2,562,325.00	3.250	09/23/2022	2,500,000.00	2.698	1089
3130ACF66	239463	1010	FHLB 2.15 09-26-22	01/15/2019	4,892,500.00	2.150	09/26/2022	5,000,000.00	2.765	1092
3130ACF66	239532	1010	FHLB 2.15 09-26-22	01/22/2019	4,880,000.00	2.150	09/26/2022	5,000,000.00	2.841	1092
3134GBK84	233701	1010	FHLMC 2 09-27-22 0000	09/27/2017	12,600,000.00	2.000	09/27/2022	12,600,000.00	2.000	1093
3130AEWM8	241516	1010	FHLB 3 09-28-22	05/31/2019	4,031,556.72	3.000	09/28/2022	4,000,000.00	2.749	1094
9128282W9	233872	1020	T 1 7-8 09-30-22	10/04/2017	9,970,312.50	1.875	09/30/2022	10,000,000.00	1.938	1096
912828L57	234010	1020	T 1 3-4 09-30-22	10/13/2017	9,901,562.50	1.750	09/30/2022	10,000,000.00	1.959	1096
9128282W9	234850	1020	T 1 7-8 09-30-22	01/19/2018	9,769,531.25	1.875	09/30/2022	10,000,000.00	2.397	1096
3130ACKG8	233907	1010	FHLB 2.2 10-24-22	10/24/2017	10,000,000.00	2.200	10/24/2022	10,000,000.00	2.200	1120



Run Date: 10/3/2019 12:04:27 PM

Investments Outstanding As Of Date: 9/30/2019

INVENTORY BY MATURITY REPORT

CUSIP	Investment #	Fund	Issuer	Purchase Date	Current Book	Current Rate	Maturity Date	Current Par	YTM	Days to Maturity
3130ACLM4	233922	1010	FHLB 1.3 10-25-22	10/25/2017	15,000,000.00	2.375	10/25/2022	15,000,000.00	2.375	1121
3134GBR20	233958	1010	FHLMC 2 10-26-22	10/26/2017	5,000,000.00	2.000	10/26/2022	5,000,000.00	2.000	1122
3130ACQ64	234124	1010	FHLB 2 10-26-22	10/30/2017	10,000,000.00	2.000	10/26/2022	10,000,000.00	2.000	1122
3134GBV66	234204	1010	FHLMC 2 1-4 10-26-22	10/30/2017	8,930,000.00	2.250	10/26/2022	8,930,000.00	2.250	1122
9128283C2	234382	1020	T 2 10-31-22	11/15/2017	9,971,093.75	2.000	10/31/2022	10,000,000.00	2.062	1127
9128283C2	234417	1020	T 2 10-31-22	11/21/2017	9,966,406.25	2.000	10/31/2022	10,000,000.00	2.072	1127
88059EHJ6	50860	2000	TVA STRIP	04/13/1998	3,264,977.32	.000	11/01/2022	14,828,000.00	6.260	1128
3134GBU26	234104	1010	FHLMC 2.3 11-03-22	11/03/2017	10,000,000.00	2.300	11/03/2022	10,000,000.00	2.300	1130
594918BH6	239007	1030	MSFT 2.65 11-03-22	11/28/2018	2,445,300.00	2.650	11/03/2022	2,500,000.00	3.247	1130
693475AL9	242186	1030	PNC 2.854 11-09-22	08/01/2019	4,699,955.59	2.854	11/09/2022	4,631,000.00	2.378	1136
912833LK4	179296	2000	US TREASURY STRIP	12/18/2006	117,020.00	.000	11/15/2022	250,000.00	4.829	1142
912833LK4	183732	2000	US TREASURY STRIP	12/05/2007	25,535.00	.000	11/15/2022	50,000.00	4.547	1142
912833LK4	183939	2000	US TREASURY STRIP	12/19/2007	48,809.00	.000	11/15/2022	100,000.00	4.870	1142
912833LK4	184229	2000	US TREASURY STRIP	01/10/2008	77,070.00	.000	11/15/2022	150,000.00	4.536	1142
912833LK4	189216	2000	US TREASURY STRIP	11/21/2008	52,153.00	.000	11/15/2022	100,000.00	4.710	1142
912833LK4	189262	2000	US TREASURY STRIP	11/21/2008	2,850.00	.000	11/15/2022	5,000.00	4.061	1142
912833LK4	189961	2000	US TREASURY STRIP	01/12/2009	149,395.00	.000	11/15/2022	250,000.00	3.755	1142
912833LK4	190249	2000	US TREASURY STRIP	02/04/2009	56,864.00	.000	11/15/2022	100,000.00	4.140	1142
912833LK4	194195	2000	US TREASURY STRIP	11/24/2009	58,187.00	.000	11/15/2022	100,000.00	4.217	1142
912833LK4	194728	2000	US TREASURY STRIP	01/28/2010	28,850.50	.000	11/15/2022	50,000.00	4.344	1142
912833LK4	201934	2000	US TREASURY STRIP	11/17/2010	33,330.00	.000	11/15/2022	50,000.00	3.410	1142
912833LK4	202149	2000	US TREASURY STRIP	11/24/2010	32,553.00	.000	11/15/2022	50,000.00	3.616	1142
912833LK4	203389	2000	US TREASURY STRIP	01/31/2011	62,330.00	.000	11/15/2022	100,000.00	4.051	1142
912833LK4	212191	2000	US TREASURY STRIP	11/30/2012	126,030.00	.000	11/15/2022	150,000.00	1.756	1142
912833LK4	212335	2000	US TREASURY STRIP	12/13/2012	295,326.50	.000	11/15/2022	350,000.00	1.719	1142
912833LK4	212650	2000	US TREASURY STRIP	01/17/2013	41,372.00	.000	11/15/2022	50,000.00	1.937	1142
912833LK4	216070	2000	US TREASURY STRIP	11/21/2013	39,487.00	.000	11/15/2022	50,000.00	2.645	1142
912833LK4	216415	2000	US TREASURY STRIP	01/09/2014	77,212.00	.000	11/15/2022	100,000.00	2.944	1142
912833LK4	219692	2000	US TREASURY STRIP	11/20/2014	208,682.50	.000	11/15/2022	250,000.00	2.275	1142
912833LK4	220245	2000	US TREASURY STRIP	01/09/2015	43,204.50	.000	11/15/2022	50,000.00	1.870	1142
912833LK4	220347	2000	US TREASURY STRIP	01/20/2015	86,821.00	.000	11/15/2022	100,000.00	1.816	1142
912833LK4	220433	2000	US TREASURY STRIP	01/26/2015	87,629.00	.000	11/15/2022	100,000.00	1.700	1142
912833LK4	220454	2000	US TREASURY STRIP	01/26/2015	43,755.00	.000	11/15/2022	50,000.00	1.718	1142



Run Date: 10/3/2019 12:04:27 PM

Investments Outstanding As Of Date: 9/30/2019

INVENTORY BY MATURITY REPORT

CUSIP	Investment #	Fund	Issuer	Purchase Date	Current Book	Current Rate	Maturity Date	Current Par	YTM	Days to Maturity
912833LK4	220473	2000	US TREASURY STRIP	01/26/2015	35,002.80	.000	11/15/2022	40,000.00	1.718	1142
912833LK4	220502	2000	US TREASURY STRIP	01/27/2015	218,745.00	.000	11/15/2022	250,000.00	1.720	1142
912833LK4	220606	2000	US TREASURY STRIP	01/29/2015	218,097.50	.000	11/15/2022	250,000.00	1.760	1142
912833LK4	225015	2000	USTREASURYSTRI	12/24/2015	216,370.00	.000	11/15/2022	250,000.00	2.107	1142
912833LK4	225342	2000	USTREASURYSTRI	02/04/2016	88,675.00	.000	11/15/2022	100,000.00	1.781	1142
912833LK4	228571	2000	US TREASURY STRI ZERO-% 1	11/14/2016	17,303.68	.000	11/15/2022	19,000.00	1.564	1142
912833LK4	229108	2000	S 0 11-15-22	01/12/2017	17,652.00	.000	11/15/2022	20,000.00	2.150	1142
912833LK4	229110	2000	S 0 11-15-22	01/12/2017	17,652.00	.000	11/15/2022	20,000.00	2.150	1142
912833LK4	229271	2000	S 0 11-15-22	01/26/2017	220,705.00	.000	11/15/2022	250,000.00	2.160	1142
912833LK4	229397	2000	S 0 11-15-22	02/02/2017	35,246.80	.000	11/15/2022	40,000.00	2.200	1142
912833LK4	234357	2000	S 0 11-15-22	11/16/2017	89,998.00	.000	11/15/2022	100,000.00	2.120	1142
912833LK4	234930	2000	S 0 11-15-22	01/25/2018	35,601.20	.000	11/15/2022	40,000.00	2.440	1142
912833LK4	235056	2000	S 0 11-15-22	02/02/2018	35,552.80	.000	11/15/2022	40,000.00	2.480	1142
19416QEL0	237855	1030	CL 2 1-4 11-15-22 GMTN	08/20/2018	4,386,999.75	2.250	11/15/2022	4,515,000.00	2.967	1142
3134GTY56	242239	1010	FHLMC 1.92 11-15-22	08/15/2019	15,000,000.00	1.920	11/15/2022	15,000,000.00	1.920	1142
02665WCA7	237859	1030	HNDA 2.6 11-16-22 MTN	08/20/2018	1,785,005.28	2.600	11/16/2022	1,831,000.00	3.238	1143
02665WCA7	237868	1030	HNDA 2.6 11-16-22 MTN	08/21/2018	976,210.00	2.600	11/16/2022	1,000,000.00	3.204	1143
3134GT4B6	242461	1010	FHLMC 1 3-4 11-28-22	08/28/2019	14,964,750.00	1.750	11/28/2022	15,000,000.00	1.825	1155
14913Q2E8	235618	1030	CAT 2.55 11-29-22 MTN	03/14/2018	4,877,700.00	2.550	11/29/2022	5,000,000.00	3.112	1156
14913Q2E8	240328	1030	CAT 2.55 11-29-22 MTN	04/15/2019	4,975,700.00	2.550	11/29/2022	5,000,000.00	2.691	1156
912828M80	234483	1020	T 2 11-30-22	12/01/2017	9,952,792.00	2.000	11/30/2022	10,000,000.00	2.100	1157
912828M80	234534	1020	T 2 11-30-22	12/11/2017	9,933,593.75	2.000	11/30/2022	10,000,000.00	2.142	1157
912828M80	234617	1020	T 2 11-30-22	12/20/2017	9,896,093.75	2.000	11/30/2022	10,000,000.00	2.223	1157
166764AB6	235349	1030	CVX 2.355 12-05-22	02/27/2018	4,867,050.00	2.355	12/05/2022	5,000,000.00	2.956	1162
166764AB6	235506	1030	CVX 2.355 12-05-22	03/07/2018	1,458,390.00	2.355	12/05/2022	1,500,000.00	2.986	1162
3133EKJ98	242537	1010	FFCB 2.08 12-05-22	09/05/2019	5,000,000.00	2.080	12/05/2022	5,000,000.00	2.080	1162
931142DU4	234520	1030	WMT 2.35 12-15-22	12/15/2017	4,986,200.00	2.350	12/15/2022	5,000,000.00	2.408	1172
458140AM2	234546	1030	INTC 2.7 12-15-22	12/15/2017	5,047,250.00	2.700	12/15/2022	5,000,000.00	2.498	1172
931142DU4	240064	1030	WMT 2.35 12-15-22	03/15/2019	4,936,800.00	2.350	12/15/2022	5,000,000.00	2.706	1172
931142DU4	240260	1030	WMT 2.35 12-15-22	04/08/2019	4,959,895.50	2.350	12/15/2022	5,000,000.00	2.579	1172
458140AM2	241019	1030	INTC 2.7 12-15-22	04/29/2019	4,042,951.50	2.700	12/15/2022	4,025,000.00	2.570	1172
458140AM2	241226	1030	INTC 2.7 12-15-22	05/06/2019	6,181,399.69	2.700	12/15/2022	6,169,000.00	2.641	1172
912828N30	234790	1020	T 2 1-8 12-31-22	01/10/2018	4,958,593.75	2.125	12/31/2022	5,000,000.00	2.302	1188



Run Date: 10/3/2019 12:04:27 PM

Investments Outstanding As Of Date: 9/30/2019

INVENTORY BY MATURITY REPORT

CUSIP	Investment #	Fund	Issuer	Purchase Date	Current Book	Current Rate	Maturity Date	Current Par	YTM	Days to Maturity
912828N30	234811	1020	T 2 1-8 12-31-22	01/16/2018	4,942,187.50	2.125	12/31/2022	5,000,000.00	2.374	1188
912828N30	234881	1020	T 2 1-8 12-31-22	01/22/2018	4,930,468.75	2.125	12/31/2022	5,000,000.00	2.425	1188
912828N30	236831	1020	T 2 1-8 12-31-22	05/18/2018	9,659,375.00	2.125	12/31/2022	10,000,000.00	2.918	1188
89233P7F7	242229	1030	TOYOTA 2 5-8 01-10-23 MTN	08/07/2019	2,344,123.90	2.625	01/10/2023	2,294,000.00	1.962	1198
02665WDC2	242855	1030	HNDA 2.05 01-10-23 MTN	09/25/2019	4,985,500.00	2.050	01/10/2023	5,000,000.00	2.142	1198
037833DE7	240246	1030	AAPL 2.4 01-13-23	04/05/2019	4,956,750.00	2.400	01/13/2023	5,000,000.00	2.642	1201
31359YCM7	173957	2000	FNMA STRIP	12/13/2005	130,752.99	.000	01/15/2023	317,000.00	5.250	1203
88059ENC4	179702	2000	TVA STRIP	01/31/2007	63,690.00	.000	01/15/2023	150,000.00	5.441	1203
3134GTBR3	240162	1010	FHLMC 2 1-2 01-17-23	04/17/2019	15,000,000.00	2.500	01/17/2023	15,000,000.00	2.500	1205
9128283U2	235035	1020	T 2 3-8 01-31-23	01/31/2018	4,978,125.00	2.375	01/31/2023	5,000,000.00	2.469	1219
9128283U2	235899	1020	T 2 3-8 01-31-23	04/17/2018	14,789,062.50	2.375	01/31/2023	15,000,000.00	2.689	1219
19416QEA4	235011	1030	CL 1.95 02-01-23 MTN	02/01/2018	9,647,400.00	1.950	02/01/2023	10,000,000.00	2.709	1220
46513YCC0	235139	1010	ISRAEL BOND	02/15/2018	10,000,000.00	3.640	02/01/2023	10,000,000.00	3.640	1220
46513YQG5	235141	1010	ISRAEL BOND FLOATING RATE	02/15/2018	5,000,000.00	3.563	02/01/2023	5,000,000.00	3.563	1220
3134GTR47	242153	1010	FHLMC 2.1 02-06-23	08/06/2019	15,000,000.00	2.100	02/06/2023	15,000,000.00	2.100	1225
31358CZ90	143510	2000	FNMA STRIP	08/10/2000	471,386.65	.000	02/07/2023	2,135,000.00	6.830	1226
3134GTT86	242209	1010	FHLMC 2 1-8 02-07-23	08/07/2019	4,845,000.00	2.125	02/07/2023	4,845,000.00	2.125	1226
3130AFC88	238726	1010	FHLB 3.22 02-13-23	11/13/2018	10,000,000.00	3.220	02/13/2023	10,000,000.00	3.220	1232
313490CK8	49399	2000	FED JUDICIARY	03/30/1998	716,040.00	.000	02/15/2023	3,400,000.00	6.362	1234
912833LL2	180370	2000	US TREASURY STRIP	04/03/2007	22,905.50	.000	02/15/2023	50,000.00	4.980	1234
912833LL2	180522	2000	US TREASURY STRIP	04/12/2007	45,059.00	.000	02/15/2023	100,000.00	5.095	1234
912833LL2	180738	2000	US TREASURY STRIP	04/30/2007	46,014.00	.000	02/15/2023	100,000.00	4.975	1234
912833LL2	184840	2000	US TREASURY STRIP	02/28/2008	4,939.02	.000	02/15/2023	10,000.00	4.770	1234
912833LL2	185230	2000	US TREASURY STRIP	03/27/2008	5,210.00	.000	02/15/2023	10,000.00	4.428	1234
912833LL2	185273	2000	US TREASURY STRIP	03/28/2008	25,818.50	.000	02/15/2023	50,000.00	4.490	1234
912833LL2	185599	2000	US TREASURY STRIP	04/16/2008	26,218.00	.000	02/15/2023	50,000.00	4.400	1234
912833LL2	185618	2000	US TREASURY STRIP	04/16/2008	5,260.00	.000	02/15/2023	10,000.00	4.379	1234
912833LL2	185885	2000	US TREASURY STRIP	04/28/2008	12,570.50	.000	02/15/2023	25,000.00	4.700	1234
912833LL2	190599	2000	US TREASURY STRIP	02/27/2009	28,794.50	.000	02/15/2023	50,000.00	3.990	1234
912833LL2	190830	2000	US TREASURY STRIP	03/20/2009	28,901.50	.000	02/15/2023	50,000.00	3.980	1234
912833LL2	190956	2000	US TREASURY STRIP	03/30/2009	59,081.00	.000	02/15/2023	100,000.00	3.827	1234
912833LL2	191122	2000	US TREASURY STRIP	04/13/2009	3,000.00	.000	02/15/2023	5,000.00	3.725	1234
912803BB8	191213	2000	US TREASURY STRIP (P)	04/16/2009	29,076.50	.000	02/15/2023	50,000.00	3.957	1234



Run Date: 10/3/2019 12:04:27 PM

Investments Outstanding As Of Date: 9/30/2019

INVENTORY BY MATURITY REPORT

CUSIP	Investment #	Fund	Issuer	Purchase Date	Current Book	Current Rate	Maturity Date	Current Par	YTM	Days to Maturity
912803BB8	191860	2000	US TREASURY STRIP (P)	04/24/2009	29,230.00	.000	02/15/2023	50,000.00	3.925	1234
912833LL2	194858	2000	US TREASURY STRIP	02/08/2010	56,026.00	.000	02/15/2023	100,000.00	4.500	1234
912833LL2	195183	2000	US TREASURY STRIP	03/03/2010	28,166.50	.000	02/15/2023	50,000.00	4.479	1234
912833LL2	195390	2000	US TREASURY STRIP	03/12/2010	56,065.00	.000	02/15/2023	100,000.00	4.525	1234
912833LL2	195859	2000	US TREASURY STRIP	04/08/2010	27,596.50	.000	02/15/2023	50,000.00	4.677	1234
912833LL2	196884	2000	US TREASURY STRIP	04/30/2010	28,595.50	.000	02/15/2023	50,000.00	4.415	1234
912833LL2	203858	2000	US TREASURY STRIP	02/28/2011	30,677.50	.000	02/15/2023	50,000.00	4.125	1234
912833LL2	204505	2000	US TREASURY STRIP	04/12/2011	60,977.00	.000	02/15/2023	100,000.00	4.220	1234
912833LL2	205418	2000	US TREASURY STRIP	05/05/2011	63,064.00	.000	02/15/2023	100,000.00	3.952	1234
912833LL2	208701	2000	US TREASURY STRIP	02/16/2012	38,882.00	.000	02/15/2023	50,000.00	2.300	1234
912833LL2	208872	2000	US TREASURY STRIP	03/05/2012	78,016.00	.000	02/15/2023	100,000.00	2.281	1234
912833LL2	209011	2000	US TREASURY STRIP	03/19/2012	37,599.00	.000	02/15/2023	50,000.00	2.630	1234
912833LL2	209136	2000	US TREASURY STRIP	04/05/2012	38,044.00	.000	02/15/2023	50,000.00	2.532	1234
912833LL2	209928	2000	US TREASURY STRIP	04/30/2012	39,096.50	.000	02/15/2023	50,000.00	2.292	1234
912833LL2	213288	2000	US TREASURY STRIP	03/25/2013	40,822.50	.000	02/15/2023	50,000.00	2.060	1234
912833LL2	213360	2000	US TREASURY STRIP	03/28/2013	81,786.00	.000	02/15/2023	100,000.00	2.044	1234
912833LL2	213437	2000	US TREASURY STRIP	04/04/2013	41,317.50	.000	02/15/2023	50,000.00	1.942	1234
912833LL2	213504	2000	US TREASURY STRIP	04/12/2013	83,508.00	.000	02/15/2023	100,000.00	1.839	1234
912833LL2	214255	2000	US TREASURY STRIP	05/02/2013	84,236.00	.000	02/15/2023	100,000.00	1.760	1234
912833LL2	216910	2000	US TREASURY STRIP	03/21/2014	197,055.00	.000	02/15/2023	250,000.00	2.690	1234
912833LL2	220875	2000	US TREASURY STRIP	02/13/2015	34,244.80	.000	02/15/2023	40,000.00	1.950	1234
912833LL2	222349	2000	US TREASURY STRIP	04/30/2015	34,650.80	.000	02/15/2023	40,000.00	1.850	1234
912833LL2	225732	2000	USTREASURYSTRIP	03/17/2016	35,260.80	.000	02/15/2023	40,000.00	1.832	1234
912833LL2	225759	2000	USTREASURYSTRIP	03/17/2016	16,089.93	.000	02/15/2023	18,250.00	1.830	1234
912833LL2	229651	2000	S 0 02-15-23	02/24/2017	45,627.40	.000	02/15/2023	52,000.00	2.200	1234
912833LL2	230017	2000	S 0 02-15-23	03/24/2017	350,920.00	.000	02/15/2023	400,000.00	2.232	1234
912833LL2	230131	2000	S 0 02-15-23	03/30/2017	220,037.50	.000	02/15/2023	250,000.00	2.183	1234
912833LL2	230237	2000	S 0 02-15-23	04/06/2017	44,186.00	.000	02/15/2023	50,000.00	2.120	1234
912833LL2	230353	2000	S 0 02-15-23	04/17/2017	35,463.20	.000	02/15/2023	40,000.00	2.075	1234
912833LL2	230988	2000	S 0 02-15-23	04/28/2017	221,975.00	.000	02/15/2023	250,000.00	2.060	1234
912833LL2	235197	2000	S 0 02-15-23	02/15/2018	35,170.80	.000	02/15/2023	40,000.00	2.590	1234
912833LL2	235366	2000	S 0 02-15-23	03/01/2018	35,136.80	.000	02/15/2023	40,000.00	2.630	1234
912833LL2	235391	2000	S 0 02-15-23	03/01/2018	35,097.20	.000	02/15/2023	40,000.00	2.653	1234



Run Date: 10/3/2019 12:04:27 PM

Investments Outstanding As Of Date: 9/30/2019

INVENTORY BY MATURITY REPORT

CUSIP	Investment #	Fund	Issuer	Purchase Date	Current Book	Current Rate	Maturity Date	Current Par	YTM	Days to Maturity
912833LL2	235451	2000	S 0 02-15-23	03/05/2018	175,084.00	.000	02/15/2023	200,000.00	2.706	1234
912833LL2	235524	2000	S 0 02-15-23	03/08/2018	35,117.60	.000	02/15/2023	40,000.00	2.652	1234
912833LL2	236306	2000	S 0 02-15-23	04/26/2018	34,912.80	.000	02/15/2023	40,000.00	2.850	1234
3134GTY23	242228	1010	FHLMC 2.05 02-27-23	08/27/2019	15,000,000.00	2.050	02/27/2023	15,000,000.00	2.050	1246
30231GAR3	238864	1030	XOM 2.726 03-01-23	11/09/2018	2,915,490.00	2.726	03/01/2023	3,000,000.00	3.434	1248
30231GAR3	240220	1030	XOM 2.726 03-01-23	04/04/2019	5,032,750.00	2.726	03/01/2023	5,000,000.00	2.549	1248
713448CG1	241319	1030	PEP 2 3-4 03-01-23	05/14/2019	5,032,600.00	2.750	03/01/2023	5,000,000.00	2.568	1248
478160BT0	242743	1030	JNJ 2.05 03-01-23	09/17/2019	5,014,773.70	2.050	03/01/2023	5,000,000.00	1.961	1248
3130AGHMO	241401	1010	FHLB 2.55 03-03-23	06/03/2019	15,000,000.00	2.550	03/03/2023	15,000,000.00	2.550	1250
3133EGTF2	239196	1010	FFCB 1.8 03-06-23	12/19/2018	12,428,910.00	1.800	03/06/2023	13,000,000.00	2.915	1253
084670BR8	235499	1030	BRK 2 3-4 03-15-23	03/15/2018	4,940,550.00	2.750	03/15/2023	5,000,000.00	3.008	1262
084670BR8	235908	1030	BRK 2 3-4 03-15-23	04/19/2018	4,904,850.00	2.750	03/15/2023	5,000,000.00	3.172	1262
084670BR8	241018	1030	BRK 2 3-4 03-15-23	04/29/2019	5,016,850.00	2.750	03/15/2023	5,000,000.00	2.658	1262
084670BR8	242547	1030	BRK 2 3-4 03-15-23	09/03/2019	2,581,250.00	2.750	03/15/2023	2,500,000.00	1.796	1262
88579YAX9	242555	1030	MMM 2 1-4 03-15-23 MTN	09/04/2019	5,072,500.00	2.250	03/15/2023	5,000,000.00	1.824	1262
9128284D9	235878	1020	T 2 1-2 03-31-23	04/13/2018	9,931,250.00	2.500	03/31/2023	10,000,000.00	2.649	1278
9128284D9	235907	1020	T 2 1-2 03-31-23	04/18/2018	9,911,718.75	2.500	03/31/2023	10,000,000.00	2.691	1278
9128284D9	236242	1020	T 2 1-2 03-31-23	04/20/2018	9,884,375.00	2.500	03/31/2023	10,000,000.00	2.751	1278
9128284D9	236444	1020	T 2 1-2 03-31-23	04/25/2018	4,922,265.63	2.500	03/31/2023	5,000,000.00	2.840	1278
912828Q29	242288	1020	T 1 1-2 03-31-23	08/09/2019	14,956,640.63	1.500	03/31/2023	15,000,000.00	1.582	1278
191216AZ3	236670	1030	KO 2 1-2 04-01-23	05/03/2018	4,846,250.00	2.500	04/01/2023	5,000,000.00	3.181	1279
191216AZ3	238625	1030	KO 2 1-2 04-01-23	10/19/2018	3,861,800.00	2.500	04/01/2023	4,000,000.00	3.342	1279
46647PBB1	240118	1030	JPM 3.207 04-01-23	03/25/2019	5,015,400.00	3.207	04/01/2023	5,000,000.00	3.125	1279
3134GTGD9	240297	1010	FHLMC 2.55 04-10-23	04/10/2019	15,000,000.00	2.550	04/10/2023	15,000,000.00	2.550	1288
931142DH3	235789	1030	WMT 2.55 04-11-23	04/11/2018	5,866,045.50	2.550	04/11/2023	6,018,000.00	3.099	1289
9128284L1	237508	1020	T 2 3-4 04-30-23	07/18/2018	9,999,609.38	2.750	04/30/2023	10,000,000.00	2.750	1308
19416QECO	236538	1030	CL 2.1 05-01-23 MTN	05/02/2018	6,664,490.00	2.100	05/01/2023	7,000,000.00	3.144	1309
19416QECO	240063	1030	CL 2.1 05-01-23 MTN	03/15/2019	4,888,250.00	2.100	05/01/2023	5,000,000.00	2.675	1309
037833AK6	238766	1030	AAPL 2.4 05-03-23	10/31/2018	4,789,500.00	2.400	05/03/2023	5,000,000.00	3.416	1311
037833AK6	240026	1030	AAPL 2.4 05-03-23	03/08/2019	4,922,000.00	2.400	05/03/2023	5,000,000.00	2.800	1311
3134GSW68	239605	1010	FHLMC 2.93 05-12-23	02/12/2019	10,000,000.00	2.930	05/12/2023	10,000,000.00	2.930	1320
912833LN8	181169	2000	US TREASURY STRIP	05/31/2007	22,092.00	.000	05/15/2023	50,000.00	5.185	1323
912833LN8	181417	2000	US TREASURY STRIP	06/26/2007	21,380.50	.000	05/15/2023	50,000.00	5.420	1323



Run Date: 10/3/2019 12:04:27 PM

Investments Outstanding As Of Date: 9/30/2019

INVENTORY BY MATURITY REPORT

CUSIP	Investment #	Fund	Issuer	Purchase Date	Current Book	Current Rate	Maturity Date	Current Par	YTM	Days to Maturity
912833LN8	181558	2000	US TREASURY STRIP	07/06/2007	21,843.00	.000	05/15/2023	50,000.00	5.291	1323
912833LN8	181864	2000	US TREASURY STRIP	07/30/2007	44,452.00	.000	05/15/2023	100,000.00	5.200	1323
912833LN8	186336	2010	US TREASURY STRIP	05/22/2008	3,749,099.68	.000	05/15/2023	7,538,000.00	4.717	1323
912833LN8	186422	2000	US TREASURY STRIP	05/27/2008	25,055.00	.000	05/15/2023	50,000.00	4.670	1323
912833LN8	186667	2000	US TREASURY STRIP	06/09/2008	13,580.25	.000	05/15/2023	25,000.00	4.129	1323
912833LN8	187230	2000	US TREASURY STRIP	07/11/2008	5,062.10	.000	05/15/2023	10,000.00	4.639	1323
912833LN8	192218	2000	US TREASURY STRIP	05/13/2009	81,210.00	.000	05/15/2023	150,000.00	4.429	1323
912833LN8	193237	2000	US TREASURY STRIP	08/18/2009	26,764.00	.000	05/15/2023	50,000.00	4.600	1323
912833LN8	197102	2000	US TREASURY STRIP	05/11/2010	177,569.35	.000	05/15/2023	306,000.00	4.227	1323
912833LN8	197197	2000	US TREASURY STRIP	05/14/2010	14,466.00	.000	05/15/2023	25,000.00	4.252	1323
912833LN8	198377	2000	US TREASURY STRIP	06/30/2010	30,733.00	.000	05/15/2023	50,000.00	3.816	1323
912833LN8	198704	2000	US TREASURY STRIP	07/13/2010	61,200.00	.000	05/15/2023	100,000.00	3.861	1323
912833LN8	205477	2000	US TREASURY STRIP	05/09/2011	62,720.00	.000	05/15/2023	100,000.00	3.920	1323
912833LN8	206122	2000	US TREASURY STRIP	06/13/2011	64,973.00	.000	05/15/2023	100,000.00	3.650	1323
912833LN8	206332	2000	US TREASURY STRIP	06/23/2011	32,480.50	.000	05/15/2023	50,000.00	3.660	1323
912833LN8	206374	2000	US TREASURY STRIP	06/27/2011	32,419.50	.000	05/15/2023	50,000.00	3.679	1323
912833LN8	210181	2000	US TREASURY STRIP	05/16/2012	39,408.00	.000	05/15/2023	50,000.00	2.176	1323
912833LN8	210396	2000	US TREASURY STRIP	06/06/2012	41,171.50	.000	05/15/2023	50,000.00	1.784	1323
912833LN8	210602	2000	US TREASURY STRIP	06/25/2012	40,402.50	.000	05/15/2023	50,000.00	1.967	1323
912833LN8	214706	2000	US TREASURY STRIP	06/17/2013	39,743.50	.000	05/15/2023	50,000.00	2.330	1323
912833LN8	218185	2000	US TREASURY STRIP	06/26/2014	39,605.50	.000	05/15/2023	50,000.00	2.640	1323
912833LN8	218211	2000	US TREASURY STRIP	06/27/2014	39,528.50	.000	05/15/2023	50,000.00	2.663	1323
912833LN8	218581	2000	US TREASURY STRIP	07/31/2014	40,155.00	.000	05/15/2023	50,000.00	2.510	1323
912833LN8	222626	2000	US TREASURY STRIP	05/21/2015	210,577.50	.000	05/15/2023	250,000.00	2.161	1323
912833LN8	226888	2000	US TREASURY STRI ZERO-% 5	05/26/2016	106,412.40	.000	05/15/2023	120,000.00	1.732	1323
912833LN8	227315	2000	US TREASURY STRI ZERO-% 5	07/15/2016	45,576.50	.000	05/15/2023	50,000.00	1.360	1323
912833LN8	227499	2000	US TREASURY STRI ZERO-% 5	07/29/2016	36,246.80	.000	05/15/2023	40,000.00	1.455	1323
912833LN8	227670	2000	US TREASURY STRI ZERO-% 5	08/12/2016	90,637.00	.000	05/15/2023	100,000.00	1.460	1323
912833LN8	231305	2000	S 0 05-15-23	05/11/2017	35,162.40	.000	05/15/2023	40,000.00	2.156	1323
912833LN8	231589	2000	S 0 05-15-23	06/02/2017	35,522.00	.000	05/15/2023	40,000.00	2.005	1323
912833LN8	237032	2000	S 0 05-15-23	06/14/2018	34,819.60	.000	05/15/2023	40,000.00	2.840	1323
912833LN8	237317	2000	S 0 05-15-23	07/06/2018	34,985.20	.000	05/15/2023	40,000.00	2.776	1323
912833LN8	237406	2000	S 0 05-15-23	07/12/2018	35,001.60	.000	05/15/2023	40,000.00	2.776	1323



Run Date: 10/3/2019 12:04:27 PM

Investments Outstanding As Of Date: 9/30/2019

INVENTORY BY MATURITY REPORT

CUSIP	Investment #	Fund	Issuer	Purchase Date	Current Book	Current Rate	Maturity Date	Current Par	YTM	Days to Maturity
912828VB3	239254	1020	T 1 3-4 05-15-23	12/21/2018	9,622,656.25	1.750	05/15/2023	10,000,000.00	2.664	1323
3134GTLR2	241020	1010	FHLMC 2 5-8 05-15-23	05/15/2019	15,000,000.00	2.625	05/15/2023	15,000,000.00	2.625	1323
912833LN8	241256	2000	S 0 05-15-23	05/09/2019	36,504.00	.000	05/15/2023	40,000.00	2.290	1323
912833LN8	241680	2000	S 0 05-15-23	06/21/2019	37,252.80	.000	05/15/2023	40,000.00	1.833	1323
912833LN8	241905	2000	S 0 05-15-23	07/11/2019	37,274.00	.000	05/15/2023	40,000.00	1.844	1323
912833LN8	242043	2000	S 0 05-15-23	07/22/2019	233,125.00	.000	05/15/2023	250,000.00	1.840	1323
912833LN8	242099	2000	S 0 05-15-23	07/26/2019	37,396.40	.000	05/15/2023	40,000.00	1.777	1323
166764BK5	238919	1030	CVX 2.566 05-16-23	11/16/2018	2,401,650.00	2.566	05/16/2023	2,500,000.00	3.519	1324
3133EGAD7	241701	1010	FFCB 2 05-16-23	06/19/2019	9,939,000.00	2.000	05/16/2023	10,000,000.00	2.163	1324
58933YAF2	236838	1030	MRK 2.8 05-18-23	05/22/2018	4,873,950.00	2.800	05/18/2023	5,000,000.00	3.353	1326
58933YAF2	240025	1030	MRK 2.8 05-18-23	03/08/2019	4,994,200.00	2.800	05/18/2023	5,000,000.00	2.829	1326
3134GTMQ3	241252	1010	FHLMC 2 1-2 05-22-23	05/22/2019	5,000,000.00	2.500	05/22/2023	5,000,000.00	2.500	1330
3130AFW52	239795	1010	FHLB 2.7 05-26-23	02/26/2019	15,000,000.00	2.700	05/26/2023	15,000,000.00	2.700	1334
9128284S6	238481	1020	T 2 3-4 05-31-23	10/04/2018	9,907,812.50	2.750	05/31/2023	10,000,000.00	2.963	1339
3134GTPE7	241332	1010	FHLMC 2.47 06-05-23	06/05/2019	15,000,000.00	2.470	06/05/2023	15,000,000.00	2.470	1344
24422EUH0	236968	1030	DE 3.45 06-07-23 GMTN	06/07/2018	2,007,760.00	3.450	06/07/2023	2,000,000.00	3.365	1346
3133EKNY8	241480	1010	FFCB 2.3 06-07-23	06/07/2019	10,000,000.00	2.300	06/07/2023	10,000,000.00	2.300	1346
3133EGEE1	239661	1010	FFCB 1.98 06-13-23	01/31/2019	9,678,000.00	1.980	06/13/2023	10,000,000.00	2.768	1352
166764AH3	237293	1030	CVX 3.191 06-24-23	06/29/2018	5,729,067.52	3.191	06/24/2023	5,753,000.00	3.282	1363
931142EK5	238626	1030	WMT 3.4 06-26-23	10/19/2018	4,996,950.00	3.400	06/26/2023	5,000,000.00	3.413	1365
931142EK5	238647	1030	WMT 3.4 06-26-23	10/22/2018	4,986,150.00	3.400	06/26/2023	5,000,000.00	3.464	1365
931142EK5	240013	1030	WMT 3.4 06-26-23	03/07/2019	7,139,440.00	3.400	06/26/2023	7,000,000.00	2.903	1365
912828S35	237509	1020	T 1 3-8 06-30-23	07/18/2018	9,362,500.00	1.375	06/30/2023	10,000,000.00	2.761	1369
9128284U1	237586	1020	T 2 5-8 06-30-23	07/25/2018	9,907,812.50	2.625	06/30/2023	10,000,000.00	2.826	1369
912828S35	242290	1020	T 1 3-8 06-30-23	08/09/2019	14,896,875.00	1.375	06/30/2023	15,000,000.00	1.558	1369
3130A8M26	240161	1010	FHLB 1.95 07-06-23	03/27/2019	4,427,918.00	1.950	07/06/2023	4,510,000.00	2.400	1375
3133EGLK9	240151	1010	FFCB 1.83 07-12-23	03/26/2019	4,394,025.00	1.830	07/12/2023	4,500,000.00	2.410	1381
3133EGLK9	241987	1010	FFCB 1.83 07-12-23	07/18/2019	5,054,100.00	1.830	07/12/2023	5,100,000.00	2.066	1381
02665WCJ8	238451	1030	HNDA 3.45 07-14-23 GMTN	10/03/2018	8,263,594.95	3.450	07/14/2023	8,265,000.00	3.453	1383
3134A4NB6	158997	2000	FHLMC STRIP	01/23/2003	1,006,230.00	.000	07/15/2023	3,400,000.00	6.035	1384
3134GTEZ2	240221	1010	FHLMC 2.565 07-17-23	04/17/2019	15,000,000.00	2.565	07/17/2023	15,000,000.00	2.565	1386
90331HNV1	237782	1030	USB 3.4 07-24-23 BKNT	08/10/2018	4,999,950.00	3.400	07/24/2023	5,000,000.00	3.400	1393
90331HNV1	239090	1030	USB 3.4 07-24-23 BKNT	12/10/2018	4,980,150.00	3.400	07/24/2023	5,000,000.00	3.493	1393



Run Date: 10/3/2019 12:04:27 PM

Investments Outstanding As Of Date: 9/30/2019

INVENTORY BY MATURITY REPORT

CUSIP	Investment #	Fund	Issuer	Purchase Date	Current Book	Current Rate	Maturity Date	Current Par	YTM	Days to Maturity
3134GTEL3	240205	1010	FHLMC 2 1-2 07-26-23 0000	04/26/2019	15,000,000.00	2.500	07/26/2023	15,000,000.00	2.500	1395
912828S92	241975	1020	T 1 1-4 07-31-23	07/15/2019	9,764,062.50	1.250	07/31/2023	10,000,000.00	1.858	1400
912828S92	242682	1020	T 1 1-4 07-31-23	09/10/2019	9,907,812.50	1.250	07/31/2023	10,000,000.00	1.495	1400
31358C2A3	108978	2000	FNMA STRIP	06/28/1999	591,450.00	.000	08/07/2023	3,000,000.00	6.849	1407
594918BQ6	238918	1030	MSFT 2 08-08-23	11/16/2018	5,227,101.00	2.000	08/08/2023	5,550,000.00	3.340	1408
594918BQ6	240012	1030	MSFT 2 08-08-23	03/07/2019	9,680,800.00	2.000	08/08/2023	10,000,000.00	2.772	1408
594918BQ6	241792	1030	MSFT 2 08-08-23	06/28/2019	4,998,600.00	2.000	08/08/2023	5,000,000.00	2.007	1408
912833LMO	178335	2000	US TREASURY STRIP	10/04/2006	22,029.00	.000	08/15/2023	50,000.00	4.920	1415
912833LMO	178589	2000	US TREASURY STRIP	10/26/2006	59,534.58	.000	08/15/2023	138,000.00	5.066	1415
912833LMO	178999	2000	US TREASURY STRIP	11/28/2006	22,591.50	.000	08/15/2023	50,000.00	4.810	1415
912833LMO	182223	2000	US TREASURY STRIP	08/28/2007	44,963.00	.000	08/15/2023	100,000.00	5.070	1415
912833LMO	182554	2000	US TREASURY STRIP	09/25/2007	44,750.00	.000	08/15/2023	100,000.00	5.125	1415
912833LMO	182759	2000	US TREASURY STRIP	10/05/2007	46,008.00	.000	08/15/2023	100,000.00	4.955	1415
912833LMO	188070	2000	US TREASURY STRIP	09/15/2008	26,175.00	.000	08/15/2023	50,000.00	4.387	1415
912833LMO	188165	2010	US TREASURY STRIP	09/22/2008	311,149.44	.000	08/15/2023	576,000.00	4.177	1415
912833LMO	193256	2000	US TREASURY STRIP	08/18/2009	53,283.25	.000	08/15/2023	100,000.00	4.550	1415
912833LMO	199563	2000	US TREASURY STRIP	08/13/2010	31,177.00	.000	08/15/2023	50,000.00	3.665	1415
912833LMO	200626	2000	US TREASURY STRIP	09/24/2010	64,220.00	.000	08/15/2023	100,000.00	3.465	1415
912833LMO	207493	2000	US TREASURY STRIP	09/23/2011	37,299.00	.000	08/15/2023	50,000.00	2.479	1415
912833LMO	207863	2000	US TREASURY STRIP	10/31/2011	72,805.00	.000	08/15/2023	100,000.00	2.710	1415
912833LMO	207916	2000	US TREASURY STRIP	11/03/2011	36,347.00	.000	08/15/2023	50,000.00	2.725	1415
912833LMO	211242	2000	US TREASURY STRIP	08/17/2012	40,209.00	.000	08/15/2023	50,000.00	1.992	1415
912833LMO	211302	2000	US TREASURY STRIP	08/22/2012	79,422.00	.000	08/15/2023	100,000.00	2.109	1415
912833LMO	215297	2000	US TREASURY STRIP	08/16/2013	37,531.00	.000	08/15/2023	50,000.00	2.890	1415
912833LMO	215620	2000	US TREASURY STRIP	09/26/2013	37,660.50	.000	08/15/2023	50,000.00	2.887	1415
912833LMO	215884	2000	US TREASURY STRIP	11/01/2013	77,061.00	.000	08/15/2023	100,000.00	2.680	1415
912833LMO	218839	2000	US TREASURY STRIP	08/28/2014	321,552.00	.000	08/15/2023	400,000.00	2.450	1415
912833LMO	219031	2000	US TREASURY STRIP	09/18/2014	79,200.00	.000	08/15/2023	100,000.00	2.635	1415
912833LMO	219292	2000	US TREASURY STRIP	10/17/2014	32,772.80	.000	08/15/2023	40,000.00	2.270	1415
912833LMO	224331	2000	USTREASURYSTRIP	10/08/2015	85,898.00	.000	08/15/2023	100,000.00	1.945	1415
912833LMO	224485	2000	USTREASURYSTRIP	10/22/2015	85,928.00	.000	08/15/2023	100,000.00	1.950	1415
912833LMO	224554	2000	USTREASURYSTRIP	10/29/2015	34,293.60	.000	08/15/2023	40,000.00	1.984	1415
912833LMO	228091	2000	US TREASURY STRI ZERO-% 8	09/23/2016	44,982.00	.000	08/15/2023	50,000.00	1.540	1415



Run Date: 10/3/2019 12:04:27 PM

Investments Outstanding As Of Date: 9/30/2019

INVENTORY BY MATURITY REPORT

CUSIP	Investment #	Fund	Issuer	Purchase Date	Current Book	Current Rate	Maturity Date	Current Par	YTM	Days to Maturity
912833LMO	228287	2000	US TREASURY STRI ZERO-% 8	10/14/2016	223,737.50	.000	08/15/2023	250,000.00	1.630	1415
912833LMO	234130	2000	S 0 08-15-23	10/26/2017	35,270.00	.000	08/15/2023	40,000.00	2.180	1415
912833LMO	234154	2000	S 0 08-15-23	10/26/2017	44,087.50	.000	08/15/2023	50,000.00	2.180	1415
912833LMO	234189	2000	S 0 08-15-23	10/27/2017	22,019.75	.000	08/15/2023	25,000.00	2.200	1415
912833LMO	237892	2000	S 0 08-15-23	08/23/2018	104,796.00	.000	08/15/2023	120,000.00	2.740	1415
912833LMO	237919	2000	S 0 08-15-23	08/23/2018	34,949.20	.000	08/15/2023	40,000.00	2.730	1415
912833LMO	237932	2000	S 0 08-15-23	08/23/2018	218,420.00	.000	08/15/2023	250,000.00	2.731	1415
742718EB1	238084	1030	PG 3.1 08-15-23	08/31/2018	3,778,926.00	3.100	08/15/2023	3,775,000.00	3.077	1415
912833LMO	238209	2000	S 0 08-15-23	09/13/2018	34,833.60	.000	08/15/2023	40,000.00	2.830	1415
912833LMO	238690	2000	S 0 08-15-23	10/25/2018	345,784.00	.000	08/15/2023	400,000.00	3.053	1415
912833LMO	242340	2000	S 0 08-15-23	08/19/2019	23,553.25	.000	08/15/2023	25,000.00	1.500	1415
912833LMO	242569	2000	S 0 08-15-23	09/06/2019	94,802.00	.000	08/15/2023	100,000.00	1.359	1415
912833LMO	242662	2000	S 0 08-15-23	09/12/2019	75,412.00	.000	08/15/2023	80,000.00	1.511	1415
912833LMO	242799	2000	S 0 08-15-23	09/23/2019	234,450.00	.000	08/15/2023	250,000.00	1.656	1415
3134GSUZ6	237840	1010	FHLMC 3.05 08-28-23	08/28/2018	10,000,000.00	3.050	08/28/2023	10,000,000.00	3.050	1428
3134GAGK4	241844	1010	FHLMC 1.84 08-28-23	07/02/2019	4,961,000.00	1.840	08/28/2023	5,000,000.00	2.036	1428
3134GAGK4	241888	1010	FHLMC 1.84 08-28-23	07/08/2019	4,950,500.00	1.840	08/28/2023	5,000,000.00	2.091	1428
9128284X5	238202	1020	T 2 3-4 08-31-23	09/11/2018	9,968,750.00	2.750	08/31/2023	10,000,000.00	2.818	1431
9128284X5	238335	1020	T 2 3-4 08-31-23	09/21/2018	9,901,562.50	2.750	08/31/2023	10,000,000.00	2.965	1431
3134GT5A7	242546	1010	FHLMC 1 3-4 09-05-23	09/05/2019	14,956,500.00	1.750	09/05/2023	15,000,000.00	1.826	1436
89236TFNO	241607	1030	TOYOTA 3.45 09-20-23 GMTN	06/13/2019	5,195,400.00	3.450	09/20/2023	5,000,000.00	2.479	1451
89236TFNO	241794	1030	TOYOTA 3.45 09-20-23 GMTN	06/28/2019	5,243,450.00	3.450	09/20/2023	5,000,000.00	2.236	1451
3134GUCS7	242755	1010	FHLMC 1 7-8 09-26-23	09/26/2019	14,977,500.00	1.875	09/26/2023	15,000,000.00	1.914	1457
3134GS7B5	240071	1010	FHLMC 2 3-4 09-27-23 0000	03/27/2019	10,000,000.00	2.750	09/27/2023	10,000,000.00	2.750	1458
3134GUEQ9	242971	1010	FHLMC 2 09-27-23	09/30/2019	5,995,500.00	2.000	09/27/2023	6,000,000.00	2.020	1458
3134GS7A7	240073	1010	FHLMC 2.65 09-29-23	03/29/2019	15,000,000.00	2.650	09/29/2023	15,000,000.00	2.650	1460
9128285D8	238449	1020	T 2 7-8 09-30-23	10/02/2018	9,965,625.00	2.875	09/30/2023	10,000,000.00	2.950	1461
9128285D8	238486	1020	T 2 7-8 09-30-23	10/04/2018	9,942,187.50	2.875	09/30/2023	10,000,000.00	3.001	1461
9128285D8	238511	1020	T 2 7-8 09-30-23	10/09/2018	9,910,156.25	2.875	09/30/2023	10,000,000.00	3.071	1461
912828T26	242485	1020	T 1 3-8 09-30-23	08/23/2019	9,945,312.50	1.375	09/30/2023	10,000,000.00	1.513	1461
3133EJD48	238865	1010	FFCB 3.05 10-02-23	11/08/2018	4,978,450.00	3.050	10/02/2023	5,000,000.00	3.145	1463
3134GS6Z3	240074	1010	FHLMC 2.77 10-03-23	04/03/2019	10,000,000.00	2.770	10/03/2023	10,000,000.00	2.770	1464
02665WCQ2	241320	1030	HNDA 3 5-8 10-10-23 MTN	05/14/2019	5,196,078.10	3.625	10/10/2023	5,000,000.00	2.675	1471



Run Date: 10/3/2019 12:04:27 PM

Investments Outstanding As Of Date: 9/30/2019

INVENTORY BY MATURITY REPORT

CUSIP	Investment #	Fund	Issuer	Purchase Date	Current Book	Current Rate	Maturity Date	Current Par	YTM	Days to Maturity
02665WCQ2	241464	1030	HNDA 3 5-8 10-10-23 MTN	05/30/2019	3,690,438.40	3.625	10/10/2023	3,560,000.00	2.728	1471
89236TDK8	241543	1030	TOYOTA 2 1-4 10-18-23 MTN	06/06/2019	2,725,211.84	2.250	10/18/2023	2,741,000.00	2.389	1479
89236TDK8	242704	1030	TOYOTA 2 1-4 10-18-23 MTN	09/12/2019	3,536,120.00	2.250	10/18/2023	3,500,000.00	1.986	1479
89236TDK8	242728	1030	TOYOTA 2 1-4 10-18-23 MTN	09/16/2019	5,037,050.00	2.250	10/18/2023	5,000,000.00	2.060	1479
3130AEYR5	238450	1010	FHLB 3 1-4 10-19-23	10/19/2018	10,000,000.00	3.250	10/19/2023	10,000,000.00	3.250	1480
3130AF4L8	238530	1010	FHLB 3.3 10-30-23 0000	10/30/2018	5,198,700.00	3.300	10/30/2023	5,200,000.00	3.305	1491
3134GTKA0	240758	1010	FHLMC 2.72 10-30-23	04/30/2019	15,000,000.00	2.720	10/30/2023	15,000,000.00	2.720	1491
912828T91	241544	1020	T 1 5-8 10-31-23	06/05/2019	9,891,406.25	1.625	10/31/2023	10,000,000.00	1.883	1492
912828T91	241545	1020	T 1 5-8 10-31-23	06/05/2019	9,889,062.50	1.625	10/31/2023	10,000,000.00	1.889	1492
88059EHL1	128969	2000	TVA STRIP	02/07/2000	470,668.03	.000	11/01/2023	2,401,000.00	6.986	1493
3133EGB87	241305	1010	FFCB 1 7-8 11-01-23	05/10/2019	5,875,920.00	1.875	11/01/2023	6,000,000.00	2.365	1493
191216BE9	242238	1030	KO 3.2 11-01-23	08/08/2019	4,925,630.09	3.200	11/01/2023	4,679,000.00	1.897	1493
3133EGB87	242741	1010	FFCB 1 7-8 11-01-23	09/16/2019	4,726,250.00	1.875	11/01/2023	4,750,000.00	2.002	1493
912833LP3	179297	2000	US TREASURY STRIP	12/18/2006	111,512.50	.000	11/15/2023	250,000.00	4.832	1507
912833LP3	179703	2000	US TREASURY STRIP	01/31/2007	64,126.50	.000	11/15/2023	150,000.00	5.127	1507
912833LP3	183733	2000	US TREASURY STRIP	12/05/2007	24,400.00	.000	11/15/2023	50,000.00	4.550	1507
912833LP3	183940	2000	US TREASURY STRIP	12/19/2007	46,516.00	.000	11/15/2023	100,000.00	4.870	1507
912833LP3	184230	2000	US TREASURY STRIP	01/10/2008	73,650.00	.000	11/15/2023	150,000.00	4.540	1507
912833LP3	189217	2000	US TREASURY STRIP	11/21/2008	50,589.00	.000	11/15/2023	100,000.00	4.600	1507
912833LP3	189263	2000	US TREASURY STRIP	11/21/2008	2,675.00	.000	11/15/2023	5,000.00	4.218	1507
912833LP3	189962	2000	US TREASURY STRIP	01/12/2009	143,260.00	.000	11/15/2023	250,000.00	3.787	1507
912833LP3	190250	2000	US TREASURY STRIP	02/04/2009	54,070.00	.000	11/15/2023	100,000.00	4.205	1507
912833LP3	194196	2000	US TREASURY STRIP	11/24/2009	55,012.00	.000	11/15/2023	100,000.00	4.322	1507
912833LP3	194729	2000	US TREASURY STRIP	01/28/2010	27,171.50	.000	11/15/2023	50,000.00	4.470	1507
912833LP3	201935	2000	US TREASURY STRIP	11/17/2010	31,369.50	.000	11/15/2023	50,000.00	3.620	1507
912833LP3	202150	2000	US TREASURY STRIP	11/24/2010	30,891.00	.000	11/15/2023	50,000.00	3.746	1507
912833LP3	203390	2000	US TREASURY STRIP	01/31/2011	58,735.00	.000	11/15/2023	100,000.00	4.205	1507
912833LP3	212192	2000	US TREASURY STRIP	11/30/2012	121,449.00	.000	11/15/2023	150,000.00	1.936	1507
912833LP3	212322	2000	US TREASURY STRIP	12/13/2012	284,469.50	.000	11/15/2023	350,000.00	1.907	1507
912833LP3	212651	2000	US TREASURY STRIP	01/17/2013	39,734.50	.000	11/15/2023	50,000.00	2.134	1507
912833LP3	216071	2000	US TREASURY STRIP	11/21/2013	37,675.50	.000	11/15/2023	50,000.00	2.855	1507
912833LP3	216416	2000	US TREASURY STRIP	01/09/2014	73,693.00	.000	11/15/2023	100,000.00	3.124	1507
912833LP3	219693	2000	US TREASURY STRIP	11/20/2014	201,742.50	.000	11/15/2023	250,000.00	2.401	1507



Run Date: 10/3/2019 12:04:27 PM

Investments Outstanding As Of Date: 9/30/2019

INVENTORY BY MATURITY REPORT

CUSIP	Investment #	Fund	Issuer	Purchase Date	Current Book	Current Rate	Maturity Date	Current Par	YTM	Days to Maturity
912833LP3	220246	2000	US TREASURY STRIP	01/09/2015	42,038.00	.000	11/15/2023	50,000.00	1.970	1507
912833LP3	220348	2000	US TREASURY STRIP	01/20/2015	84,363.00	.000	11/15/2023	100,000.00	1.938	1507
912833LP3	220434	2000	US TREASURY STRIP	01/26/2015	85,261.00	.000	11/15/2023	100,000.00	1.820	1507
912833LP3	220455	2000	US TREASURY STRIP	01/26/2015	42,547.00	.000	11/15/2023	50,000.00	1.842	1507
912833LP3	220474	2000	US TREASURY STRIP	01/26/2015	34,044.80	.000	11/15/2023	40,000.00	1.840	1507
912833LP3	220503	2000	US TREASURY STRIP	01/27/2015	212,790.00	.000	11/15/2023	250,000.00	1.840	1507
912833LP3	220607	2000	US TREASURY STRIP	01/29/2015	211,767.50	.000	11/15/2023	250,000.00	1.897	1507
912833LP3	225021	2000	USTREASURYSTRIP	12/24/2015	210,512.50	.000	11/15/2023	250,000.00	2.190	1507
912833LP3	225343	2000	USTREASURYSTRIP	02/04/2016	86,241.00	.000	11/15/2023	100,000.00	1.912	1507
912833LP3	228572	2000	US TREASURY STRI ZERO-% 1	11/14/2016	16,002.36	.000	11/15/2023	18,000.00	1.687	1507
912833LP3	229111	2000	S 0 11-15-23	01/12/2017	17,150.40	.000	11/15/2023	20,000.00	2.260	1507
912833LP3	229115	2000	S 0 11-15-23	01/12/2017	17,150.40	.000	11/15/2023	20,000.00	2.260	1507
912833LP3	229260	2000	S 0 11-15-23	01/26/2017	214,132.50	.000	11/15/2023	250,000.00	2.290	1507
912833LP3	229398	2000	S 0 11-15-23	02/02/2017	34,184.80	.000	11/15/2023	40,000.00	2.330	1507
912833LP3	234358	2000	S 0 11-15-23	11/16/2017	87,495.00	.000	11/15/2023	100,000.00	2.240	1507
912833LP3	234931	2000	S 0 11-15-23	01/25/2018	34,509.60	.000	11/15/2023	40,000.00	2.560	1507
912833LP3	235057	2000	S 0 11-15-23	02/02/2018	34,430.80	.000	11/15/2023	40,000.00	2.610	1507
021441AF7	242019	1030	INTC 4.1 11-15-23	07/18/2019	2,148,120.00	4.100	11/15/2023	2,000,000.00	2.291	1507
021441AF7	242464	1030	INTC 4.1 11-15-23	08/23/2019	2,201,335.40	4.100	11/15/2023	2,020,000.00	1.881	1507
3134GS3U7	239885	1010	FHLMC 2.71 11-28-23	02/28/2019	10,000,000.00	2.710	11/28/2023	10,000,000.00	2.710	1520
3134GTPT4	241362	1010	FHLMC 2 1-2 11-28-23	05/28/2019	15,000,000.00	2.500	11/28/2023	15,000,000.00	2.500	1520
912828U57	240365	1020	T 2 1-8 11-30-23	04/17/2019	19,760,156.25	2.125	11/30/2023	20,000,000.00	2.400	1522
478160BH6	241974	1030	JNJ 3 3-8 12-05-23	07/16/2019	5,273,050.00	3.375	12/05/2023	5,000,000.00	2.066	1527
594918AW4	240344	1030	MSFT 3 5-8 12-15-23	04/17/2019	10,397,700.00	3.625	12/15/2023	10,000,000.00	2.710	1537
594918AW4	242018	1030	MSFT 3 5-8 12-15-23	07/18/2019	5,305,000.00	3.625	12/15/2023	5,000,000.00	2.166	1537
3134GTUU5	241603	1010	FHLMC 2.09 12-18-23	06/18/2019	15,000,000.00	2.090	12/18/2023	15,000,000.00	2.090	1540
3133EJ3Q0	239248	1010	FFCB 2 7-8 12-21-23	12/21/2018	10,023,610.00	2.875	12/21/2023	10,000,000.00	2.824	1543
912828V23	239614	1020	T 2 1-4 12-31-23	01/28/2019	14,773,828.13	2.250	12/31/2023	15,000,000.00	2.578	1553
89236TFS9	242316	1030	TOYOTA 3.35 01-08-24	08/14/2019	3,168,300.00	3.350	01/08/2024	3,000,000.00	2.011	1561
02665WCT6	241988	1030	HNDA 3.55 01-12-24 GMTN	07/17/2019	2,758,067.50	3.550	01/12/2024	2,633,000.00	2.426	1565
31359YCP0	147429	2000	FNMA STRIP	03/07/2001	278,697.69	.000	01/15/2024	1,143,000.00	6.270	1568
31359YCP0	173958	2000	FNMA STRIP	12/13/2005	109,267.56	.000	01/15/2024	279,000.00	5.250	1568
3130AFRP4	240050	1010	FHLB 2.8 01-19-24	03/12/2019	10,065,000.00	2.800	01/19/2024	10,000,000.00	2.656	1572



Run Date: 10/3/2019 12:04:27 PM

Investments Outstanding As Of Date: 9/30/2019

INVENTORY BY MATURITY REPORT

CUSIP	Investment #	Fund	Issuer	Purchase Date	Current Book	Current Rate	Maturity Date	Current Par	YTM	Days to Maturity
3130AFQR1	239518	1010	FHLB 2.83 01-22-24	01/22/2019	7,500,000.00	2.830	01/22/2024	7,500,000.00	2.830	1575
3130AFRK5	239516	1010	FHLB 3.05 01-30-24	01/30/2019	15,000,000.00	3.050	01/30/2024	15,000,000.00	3.050	1583
91159HHV5	240173	1030	USB 3 3-8 02-05-24	03/29/2019	7,481,349.56	3.375	02/05/2024	7,275,000.00	2.746	1589
594918BX1	240120	1030	MSFT 2 7-8 02-06-24	03/25/2019	5,047,300.00	2.875	02/06/2024	5,000,000.00	2.666	1590
594918BX1	240174	1030	MSFT 2 7-8 02-06-24	03/29/2019	5,089,050.00	2.875	02/06/2024	5,000,000.00	2.483	1590
31358C2B1	143509	2000	FNMA STRIP	08/10/2000	312,829.30	.000	02/07/2024	1,505,000.00	6.800	1591
3130AFUK1	239782	1010	FHLB 2.74 02-08-24	02/12/2019	4,998,000.00	2.740	02/08/2024	5,000,000.00	2.749	1592
037833CG3	240244	1030	AAPL 3 02-09-24	04/05/2019	5,057,800.00	3.000	02/09/2024	5,000,000.00	2.743	1593
037833CG3	240245	1030	AAPL 3 02-09-24	04/05/2019	10,117,800.00	3.000	02/09/2024	10,000,000.00	2.738	1593
3134GSW35	239672	1010	FHLMC 3.03 02-14-24	02/14/2019	8,000,000.00	3.030	02/14/2024	8,000,000.00	3.030	1598
88579YBB6	239806	1030	MMM 3 1-4 02-14-24 MTN	02/15/2019	5,062,050.00	3.250	02/14/2024	5,000,000.00	2.981	1598
88579YBB6	239886	1030	MMM 3 1-4 02-14-24 MTN	02/25/2019	5,075,100.00	3.250	02/14/2024	5,000,000.00	2.923	1598
88579YBB6	242499	1030	MMM 3 1-4 02-14-24 MTN	08/27/2019	5,273,600.00	3.250	02/14/2024	5,000,000.00	1.964	1598
313490CM4	49401	2000	FED JUDICIARY	03/30/1998	478,320.00	.000	02/15/2024	2,400,000.00	6.332	1599
912833LQ1	180371	2000	US TREASURY STRIP	04/03/2007	21,788.00	.000	02/15/2024	50,000.00	4.985	1599
912833LQ1	180523	2000	US TREASURY STRIP	04/12/2007	42,848.00	.000	02/15/2024	100,000.00	5.095	1599
912833LQ1	180739	2000	US TREASURY STRIP	04/30/2007	43,808.00	.000	02/15/2024	100,000.00	4.975	1599
912833LQ1	184841	2000	US TREASURY STRIP	02/28/2008	4,667.73	.000	02/15/2024	10,000.00	4.830	1599
912833LQ1	185231	2000	US TREASURY STRIP	03/27/2008	4,965.00	.000	02/15/2024	10,000.00	4.456	1599
912833LQ1	185274	2000	US TREASURY STRIP	03/28/2008	24,582.50	.000	02/15/2024	50,000.00	4.520	1599
912833LQ1	185600	2000	US TREASURY STRIP	04/16/2008	24,985.00	.000	02/15/2024	50,000.00	4.430	1599
912833LQ1	185619	2000	US TREASURY STRIP	04/16/2008	5,000.00	.000	02/15/2024	10,000.00	4.426	1599
912833LQ1	185886	2000	US TREASURY STRIP	04/28/2008	11,944.50	.000	02/15/2024	25,000.00	4.730	1599
912833LQ1	190600	2000	US TREASURY STRIP	02/27/2009	27,763.00	.000	02/15/2024	50,000.00	3.970	1599
912833LQ1	190831	2000	US TREASURY STRIP	03/20/2009	27,542.00	.000	02/15/2024	50,000.00	4.040	1599
912833LQ1	190957	2000	US TREASURY STRIP	03/30/2009	55,996.00	.000	02/15/2024	100,000.00	3.935	1599
912833LQ1	191123	2000	US TREASURY STRIP	04/13/2009	2,850.00	.000	02/15/2024	5,000.00	3.823	1599
912833LQ1	191214	2000	US TREASURY STRIP	04/16/2009	29,074.50	.000	02/15/2024	50,000.00	3.688	1599
912833LQ1	191861	2000	US TREASURY STRIP	04/24/2009	27,815.00	.000	02/15/2024	50,000.00	3.999	1599
912833LQ1	194859	2000	US TREASURY STRIP	02/08/2010	52,785.00	.000	02/15/2024	100,000.00	4.610	1599
912833LQ1	195184	2000	US TREASURY STRIP	03/03/2010	26,559.00	.000	02/15/2024	50,000.00	4.585	1599
912833LQ1	195391	2000	US TREASURY STRIP	03/12/2010	52,874.00	.000	02/15/2024	100,000.00	4.627	1599
912833LQ1	195860	2000	US TREASURY STRIP	04/08/2010	25,969.50	.000	02/15/2024	50,000.00	4.784	1599



Run Date: 10/3/2019 12:04:27 PM

Investments Outstanding As Of Date: 9/30/2019

INVENTORY BY MATURITY REPORT

CUSIP	Investment #	Fund	Issuer	Purchase Date	Current Book	Current Rate	Maturity Date	Current Par	YTM	Days to Maturity
912833LQ1	196885	2000	US TREASURY STRIP	04/30/2010	27,061.50	.000	02/15/2024	50,000.00	4.500	1599
912833LQ1	203859	2000	US TREASURY STRIP	02/28/2011	28,920.00	.000	02/15/2024	50,000.00	4.268	1599
912833LQ1	204506	2000	US TREASURY STRIP	04/12/2011	57,390.00	.000	02/15/2024	100,000.00	4.370	1599
912833LQ1	205419	2000	US TREASURY STRIP	05/05/2011	59,690.00	.000	02/15/2024	100,000.00	4.078	1599
912833LQ1	208702	2000	US TREASURY STRIP	02/16/2012	37,178.50	.000	02/15/2024	50,000.00	2.485	1599
912833LQ1	208873	2000	US TREASURY STRIP	03/05/2012	74,637.00	.000	02/15/2024	100,000.00	2.463	1599
912833LQ1	209012	2000	US TREASURY STRIP	03/19/2012	35,778.50	.000	02/15/2024	50,000.00	2.830	1599
912833LQ1	209137	2000	US TREASURY STRIP	04/05/2012	36,308.50	.000	02/15/2024	50,000.00	2.716	1599
912833LQ1	209929	2000	US TREASURY STRIP	04/30/2012	37,317.50	.000	02/15/2024	50,000.00	2.496	1599
912833LQ1	213289	2000	US TREASURY STRIP	03/25/2013	39,141.00	.000	02/15/2024	50,000.00	2.260	1599
912833LQ1	213361	2000	US TREASURY STRIP	03/28/2013	78,432.00	.000	02/15/2024	100,000.00	2.244	1599
912833LQ1	213438	2000	US TREASURY STRIP	04/04/2013	39,659.50	.000	02/15/2024	50,000.00	2.143	1599
912833LQ1	213505	2000	US TREASURY STRIP	04/12/2013	80,294.00	.000	02/15/2024	100,000.00	2.034	1599
912833LQ1	214257	2000	US TREASURY STRIP	05/02/2013	80,987.00	.000	02/15/2024	100,000.00	1.964	1599
912833LQ1	216911	2000	US TREASURY STRIP	03/21/2014	188,882.50	.000	02/15/2024	250,000.00	2.850	1599
912833LQ1	220876	2000	US TREASURY STRIP	02/13/2015	33,258.80	.000	02/15/2024	40,000.00	2.060	1599
912833LQ1	222350	2000	US TREASURY STRIP	04/30/2015	33,664.80	.000	02/15/2024	40,000.00	1.970	1599
912833LQ1	225734	2000	USTREASURYSTRIIP	03/17/2016	34,400.00	.000	02/15/2024	40,000.00	1.915	1599
912833LQ1	225760	2000	USTREASURYSTRIIP	03/17/2016	15,700.84	.000	02/15/2024	18,250.00	1.910	1599
912833LQ1	229653	2000	S 0 02-15-24	02/24/2017	44,241.60	.000	02/15/2024	52,000.00	2.330	1599
912833LQ1	230018	2000	S 0 02-15-24	03/24/2017	340,988.00	.000	02/15/2024	400,000.00	2.327	1599
912833LQ1	230133	2000	S 0 02-15-24	03/30/2017	213,742.50	.000	02/15/2024	250,000.00	2.290	1599
912833LQ1	230230	2000	S 0 02-15-24	04/06/2017	42,913.00	.000	02/15/2024	50,000.00	2.240	1599
912833LQ1	230354	2000	S 0 02-15-24	04/17/2017	34,481.60	.000	02/15/2024	40,000.00	2.185	1599
912833LQ1	230989	2000	S 0 02-15-24	04/28/2017	215,870.00	.000	02/15/2024	250,000.00	2.170	1599
912833LQ1	235198	2000	S 0 02-15-24	02/15/2018	34,054.40	.000	02/15/2024	40,000.00	2.700	1599
912833LQ1	235367	2000	S 0 02-15-24	03/01/2018	34,049.60	.000	02/15/2024	40,000.00	2.720	1599
912833LQ1	235392	2000	S 0 02-15-24	03/01/2018	34,018.80	.000	02/15/2024	40,000.00	2.735	1599
912833LQ1	235452	2000	S 0 02-15-24	03/05/2018	169,552.00	.000	02/15/2024	200,000.00	2.795	1599
912833LQ1	235525	2000	S 0 02-15-24	03/08/2018	34,055.60	.000	02/15/2024	40,000.00	2.726	1599
912833LQ1	236307	2000	S 0 02-15-24	04/26/2018	33,841.60	.000	02/15/2024	40,000.00	2.900	1599
912828W48	239977	1020	T 2 1-8 02-29-24	03/04/2019	14,694,140.63	2.125	02/29/2024	15,000,000.00	2.563	1613
912828W48	242463	1020	T 2 1-8 02-29-24	08/22/2019	10,290,625.00	2.125	02/29/2024	10,000,000.00	1.459	1613



Run Date: 10/3/2019 12:04:27 PM

Investments Outstanding As Of Date: 9/30/2019

INVENTORY BY MATURITY REPORT

CUSIP	Investment #	Fund	Issuer	Purchase Date	Current Book	Current Rate	Maturity Date	Current Par	YTM	Days to Maturity
46514AMN6	239843	1010	ISRAEL BOND 3.5	03/01/2019	10,000,000.00	3.500	03/01/2024	10,000,000.00	3.500	1614
46514AMP1	240055	1010	ISRAEL BOND 3.45	03/15/2019	5,000,000.00	3.450	03/01/2024	5,000,000.00	3.450	1614
713448CM8	240259	1030	PEP 3.6 03-01-24	04/08/2019	5,208,000.00	3.600	03/01/2024	5,000,000.00	2.687	1614
166764BT6	240159	1030	CVX 2.895 03-03-24	03/28/2019	5,074,700.00	2.895	03/03/2024	5,000,000.00	2.570	1616
166764BT6	240160	1030	CVX 2.895 03-03-24	03/28/2019	5,072,450.00	2.895	03/03/2024	5,000,000.00	2.580	1616
58933YAU9	242056	1030	MRK 2.9 03-07-24	07/22/2019	5,160,400.00	2.900	03/07/2024	5,000,000.00	2.167	1620
3134GS3T0	239884	1010	FHLMC 2 3-4 03-08-24	03/08/2019	10,000,000.00	2.750	03/08/2024	10,000,000.00	2.750	1621
19416QEG1	240056	1030	CL 3 1-4 03-15-24 MTN	03/15/2019	5,628,128.40	3.250	03/15/2024	5,490,000.00	2.709	1628
3134GUAB6	242702	1010	FHLMC 1 3-4 03-19-24	09/19/2019	4,976,750.00	1.750	03/19/2024	5,000,000.00	1.858	1632
3134GS6K6	240044	1010	FHLMC 2 3-4 03-25-24	03/25/2019	5,000,000.00	2.750	03/25/2024	5,000,000.00	2.750	1638
3134GS7D1	240072	1010	FHLMC 2.7 03-26-24	03/26/2019	10,000,000.00	2.700	03/26/2024	10,000,000.00	2.700	1639
3134GTUT8	241605	1010	FHLMC 2.23 03-28-24	06/28/2019	15,000,000.00	2.230	03/28/2024	15,000,000.00	2.230	1641
912828W71	240336	1020	T 2 1-8 03-31-24	04/15/2019	14,833,593.75	2.125	03/31/2024	15,000,000.00	2.363	1644
912828W71	242150	1020	T 2 1-8 03-31-24	07/26/2019	10,122,656.25	2.125	03/31/2024	10,000,000.00	1.850	1644
3134GS7J8	240119	1010	FHLMC 2.76 04-01-24	04/01/2019	5,560,000.00	2.760	04/01/2024	5,560,000.00	2.760	1645
3134GTAV5	240136	1010	FHLMC 2.51 04-01-24	04/01/2019	15,000,000.00	2.510	04/01/2024	15,000,000.00	2.510	1645
3134GTEC3	240204	1010	FHLMC 2 3-4 04-03-24	04/03/2019	15,000,000.00	2.750	04/03/2024	15,000,000.00	2.750	1647
3134GTBW2	240163	1010	FHLMC 2.46 04-16-24	04/16/2019	10,000,000.00	2.460	04/16/2024	10,000,000.00	2.460	1660
3134GTGU1	240345	1010	FHLMC 2.89 04-16-24	04/16/2019	4,999,500.00	2.890	04/16/2024	5,000,000.00	2.892	1660
931142DP5	240757	1030	WMT 3.3 04-22-24	04/22/2019	10,232,400.00	3.300	04/22/2024	10,000,000.00	2.799	1666
931142DP5	241463	1030	WMT 3.3 04-22-24	05/30/2019	1,629,903.18	3.300	04/22/2024	1,581,000.00	2.622	1666
3134GTEU3	240206	1010	FHLMC 2.57 04-26-24	04/26/2019	15,000,000.00	2.570	04/26/2024	15,000,000.00	2.570	1670
912828X70	241556	1020	T 2 04-30-24	06/06/2019	20,131,250.00	2.000	04/30/2024	20,000,000.00	1.859	1674
46514ANE5	241064	1010	ISRAEL BOND 3.12	05/01/2019	20,000,000.00	3.120	05/01/2024	20,000,000.00	3.120	1675
46514ANF2	241301	1010	ISRAEL BOND 3.14 5-01-24	05/15/2019	10,000,000.00	3.140	05/01/2024	10,000,000.00	3.140	1675
037833AS9	241515	1030	AAPL 3.45 05-06-24	06/03/2019	5,264,551.25	3.450	05/06/2024	5,075,000.00	2.636	1680
3134GTJBO	240991	1010	FHLMC 2.65 05-08-24	05/08/2019	5,000,000.00	2.650	05/08/2024	5,000,000.00	2.650	1682
3130AGDU6	241210	1010	FHLB 2.73 05-08-24	05/08/2019	4,993,750.00	2.730	05/08/2024	5,000,000.00	2.757	1682
037833CU2	241442	1030	AAPL 2.85 05-11-24	05/28/2019	10,100,300.00	2.850	05/11/2024	10,000,000.00	2.632	1685
458140BD1	241568	1030	INTC 2 7-8 05-11-24	06/10/2019	6,853,563.60	2.875	05/11/2024	6,708,000.00	2.404	1685
037833CU2	242817	1030	AAPL 2.85 05-11-24	09/20/2019	10,355,900.00	2.850	05/11/2024	10,000,000.00	2.042	1685
46625HJX9	241606	1030	JPM 3 5-8 05-13-24	06/13/2019	4,367,237.00	3.625	05/13/2024	4,190,000.00	2.700	1687
912833LR9	181170	2000	US TREASURY STRIP	05/31/2007	20,972.50	.000	05/15/2024	50,000.00	5.190	1689



Run Date: 10/3/2019 12:04:27 PM

Investments Outstanding As Of Date: 9/30/2019

INVENTORY BY MATURITY REPORT

CUSIP	Investment #	Fund	Issuer	Purchase Date	Current Book	Current Rate	Maturity Date	Current Par	YTM	Days to Maturity
912833LR9	181418	2000	US TREASURY STRIP	06/26/2007	20,250.50	.000	05/15/2024	50,000.00	5.425	1689
912833LR9	181559	2000	US TREASURY STRIP	07/06/2007	20,710.00	.000	05/15/2024	50,000.00	5.297	1689
912833LR9	181865	2000	US TREASURY STRIP	07/30/2007	42,158.00	.000	05/15/2024	100,000.00	5.210	1689
912833LR9	182555	2000	US TREASURY STRIP	09/25/2007	42,920.00	.000	05/15/2024	100,000.00	5.149	1689
912833LR9	186337	2010	US TREASURY STRIP	05/22/2008	3,552,131.74	.000	05/15/2024	7,538,000.00	4.764	1689
912833LR9	186423	2000	US TREASURY STRIP	05/27/2008	23,813.00	.000	05/15/2024	50,000.00	4.700	1689
912833LR9	186668	2000	US TREASURY STRIP	06/09/2008	12,905.75	.000	05/15/2024	25,000.00	4.193	1689
912833LR9	187231	2000	US TREASURY STRIP	07/11/2008	4,836.00	.000	05/15/2024	10,000.00	4.638	1689
912833LR9	192220	2000	US TREASURY STRIP	05/13/2009	76,455.00	.000	05/15/2024	150,000.00	4.542	1689
912833LR9	193238	2000	US TREASURY STRIP	08/18/2009	25,222.79	.000	05/15/2024	50,000.00	4.696	1689
912833LR9	197104	2000	US TREASURY STRIP	05/11/2010	168,631.09	.000	05/15/2024	306,000.00	4.298	1689
912833LR9	197198	2000	US TREASURY STRIP	05/14/2010	13,696.00	.000	05/15/2024	25,000.00	4.344	1689
912833LR9	198378	2000	US TREASURY STRIP	06/30/2010	29,157.50	.000	05/15/2024	50,000.00	3.925	1689
912833LR9	198705	2000	US TREASURY STRIP	07/13/2010	58,250.00	.000	05/15/2024	100,000.00	3.943	1689
912833LR9	205478	2000	US TREASURY STRIP	05/09/2011	56,714.00	.000	05/15/2024	100,000.00	4.405	1689
912833LR9	206123	2000	US TREASURY STRIP	06/13/2011	61,484.00	.000	05/15/2024	100,000.00	3.800	1689
912833LR9	206331	2000	US TREASURY STRIP	06/23/2011	30,695.50	.000	05/15/2024	50,000.00	3.820	1689
912833LR9	206375	2000	US TREASURY STRIP	06/27/2011	30,644.00	.000	05/15/2024	50,000.00	3.837	1689
912833LR9	210182	2000	US TREASURY STRIP	05/16/2012	37,821.00	.000	05/15/2024	50,000.00	2.340	1689
912833LR9	210397	2000	US TREASURY STRIP	06/06/2012	39,731.00	.000	05/15/2024	50,000.00	1.935	1689
912833LR9	210603	2000	US TREASURY STRIP	06/25/2012	38,892.50	.000	05/15/2024	50,000.00	2.124	1689
912833LR9	214707	2000	US TREASURY STRIP	06/17/2013	38,046.00	.000	05/15/2024	50,000.00	2.520	1689
912833LR9	218186	2000	US TREASURY STRIP	06/26/2014	38,168.50	.000	05/15/2024	50,000.00	2.750	1689
912833LR9	218212	2000	US TREASURY STRIP	06/27/2014	38,067.50	.000	05/15/2024	50,000.00	2.778	1689
912833LR9	218582	2000	US TREASURY STRIP	07/31/2014	38,751.50	.000	05/15/2024	50,000.00	2.620	1689
912833LR9	222628	2000	US TREASURY STRIP	05/21/2015	203,855.00	.000	05/15/2024	250,000.00	2.284	1689
912833LR9	226877	2000	US TREASURY STRI ZERO-% 5	05/26/2016	103,884.00	.000	05/15/2024	120,000.00	1.818	1689
912833LR9	227316	2000	US TREASURY STRI ZERO-% 5	07/15/2016	44,753.50	.000	05/15/2024	50,000.00	1.420	1689
912833LR9	227500	2000	US TREASURY STRI ZERO-% 5	07/29/2016	35,532.00	.000	05/15/2024	40,000.00	1.525	1689
912833LR9	227672	2000	US TREASURY STRI ZERO-% 5	08/12/2016	88,848.00	.000	05/15/2024	100,000.00	1.530	1689
912833LR9	231306	2000	S 0 05-15-24	05/11/2017	34,164.40	.000	05/15/2024	40,000.00	2.262	1689
912833LR9	231591	2000	S 0 05-15-24	06/02/2017	34,569.60	.000	05/15/2024	40,000.00	2.110	1689
912833LR9	237033	2000	S 0 05-15-24	06/14/2018	33,752.80	.000	05/15/2024	40,000.00	2.890	1689



Run Date: 10/3/2019 12:04:27 PM

Investments Outstanding As Of Date: 9/30/2019

INVENTORY BY MATURITY REPORT

CUSIP	Investment #	Fund	Issuer	Purchase Date	Current Book	Current Rate	Maturity Date	Current Par	YTM	Days to Maturity
912833LR9	237318	2000	S 0 05-15-24	07/06/2018	33,972.40	.000	05/15/2024	40,000.00	2.807	1689
912833LR9	237409	2000	S 0 05-15-24	07/12/2018	33,974.80	.000	05/15/2024	40,000.00	2.814	1689
3134GTMD2	241058	1010	FHLMC 2.65 05-15-24	05/15/2019	15,000,000.00	2.650	05/15/2024	15,000,000.00	2.650	1689
912833LR9	241257	2000	S 0 05-15-24	05/09/2019	35,629.20	.000	05/15/2024	40,000.00	2.320	1689
912833LR9	241681	2000	S 0 05-15-24	06/21/2019	36,514.00	.000	05/15/2024	40,000.00	1.870	1689
912833LR9	241906	2000	S 0 05-15-24	07/11/2019	36,312.80	.000	05/15/2024	40,000.00	2.006	1689
912833LR9	242044	2000	S 0 05-15-24	07/22/2019	228,532.50	.000	05/15/2024	250,000.00	1.873	1689
912833LR9	242100	2000	S 0 05-15-24	07/26/2019	36,691.60	.000	05/15/2024	40,000.00	1.805	1689
912828XT2	241541	1020	T 2 05-31-24	06/06/2019	15,071,484.38	2.000	05/31/2024	15,000,000.00	1.899	1705
912828XT2	241723	1020	T 2 05-31-24	06/20/2019	10,060,937.50	2.000	05/31/2024	10,000,000.00	1.870	1705
3133EKN28	242883	1010	FFCB 2.06 06-11-24	09/25/2019	14,977,500.00	2.060	06/11/2024	15,000,000.00	2.094	1716
48130URE7	241793	1030	JPM 2.35 06-24-24 GMTN	06/26/2019	10,000,000.00	2.350	06/24/2024	10,000,000.00	2.350	1729
02665WCZ2	241885	1030	HNDA 2.4 06-27-24 MTN	07/09/2019	4,989,300.00	2.400	06/27/2024	5,000,000.00	2.446	1732
02665WCZ2	242703	1030	HNDA 2.4 06-27-24 MTN	09/12/2019	3,798,765.60	2.400	06/27/2024	3,760,000.00	2.172	1732
9128286Z8	241846	1020	T 1 3-4 06-30-24	07/02/2019	9,977,343.75	1.750	06/30/2024	10,000,000.00	1.798	1735
9128286Z8	241887	1020	T 1 3-4 06-30-24	07/08/2019	9,964,843.75	1.750	06/30/2024	10,000,000.00	1.824	1735
9128286Z8	241973	1020	T 1 3-4 06-30-24	07/15/2019	9,935,937.50	1.750	06/30/2024	10,000,000.00	1.886	1735
9128286Z8	242020	1020	T 1 3-4 06-30-24	07/17/2019	9,939,843.75	1.750	06/30/2024	10,000,000.00	1.878	1735
3134GTVP5	241657	1010	FHLMC 2.05 07-02-24	07/02/2019	15,000,000.00	2.050	07/02/2024	15,000,000.00	2.050	1737
3134GTYK3	241841	1010	FHLMC 2 07-02-24	07/02/2019	4,991,250.00	2.000	07/02/2024	5,000,000.00	2.037	1737
3134GTWU3	241756	1010	FHLMC 2.1 07-08-24	07/08/2019	15,000,000.00	2.100	07/08/2024	15,000,000.00	2.100	1743
931142EL3	241889	1030	WMT 2.85 07-08-24	07/09/2019	6,688,471.86	2.850	07/08/2024	6,489,000.00	2.197	1743
931142EL3	242185	1030	WMT 2.85 07-08-24	08/01/2019	2,573,750.00	2.850	07/08/2024	2,500,000.00	2.216	1743
3134GTZW6	241886	1010	FHLMC 2.35 07-15-24	07/15/2019	14,994,000.00	2.350	07/15/2024	15,000,000.00	2.359	1750
3134GTR39	242148	1010	FHLMC 2 1-4 07-29-24	07/29/2019	10,000,000.00	2.250	07/29/2024	10,000,000.00	2.250	1764
91159HHX1	242152	1030	USB 2.4 07-30-24	07/30/2019	10,013,500.00	2.400	07/30/2024	10,000,000.00	2.371	1765
912828Y87	242149	1020	T 1 3-4 07-31-24	07/31/2019	9,948,437.50	1.750	07/31/2024	10,000,000.00	1.858	1766
912828Y87	242197	1020	T 1 3-4 07-31-24	08/01/2019	9,968,750.00	1.750	07/31/2024	10,000,000.00	1.816	1766
3130AGTV7	242183	1010	FHLB 2.4 08-05-24	08/05/2019	12,498,750.00	2.400	08/05/2024	12,500,000.00	2.402	1771
31358C2C9	132101	2000	FNMA STRIP	03/06/2000	879,017.75	.000	08/07/2024	4,405,000.00	6.709	1773
3133EKYV2	242255	1010	FFCB 2.12 08-12-24	08/12/2019	5,000,000.00	2.120	08/12/2024	5,000,000.00	2.120	1778
3133EKZS8	242426	1010	FFCB 2.23 08-13-24	08/20/2019	4,996,250.00	2.230	08/13/2024	5,000,000.00	2.246	1779
912833LS7	178336	2000	US TREASURY STRIP	10/04/2006	20,983.50	.000	08/15/2024	50,000.00	4.920	1781



Run Date: 10/3/2019 12:04:27 PM

Investments Outstanding As Of Date: 9/30/2019

INVENTORY BY MATURITY REPORT

CUSIP	Investment #	Fund	Issuer	Purchase Date	Current Book	Current Rate	Maturity Date	Current Par	YTM	Days to Maturity
912833LS7	178590	2000	US TREASURY STRIP	10/26/2006	56,549.64	.000	08/15/2024	138,000.00	5.074	1781
912833LS7	179000	2000	US TREASURY STRIP	11/28/2006	21,524.00	.000	08/15/2024	50,000.00	4.815	1781
912833LS7	182224	2000	US TREASURY STRIP	08/28/2007	42,556.00	.000	08/15/2024	100,000.00	5.100	1781
912833LS7	182760	2000	US TREASURY STRIP	10/05/2007	43,684.00	.000	08/15/2024	100,000.00	4.973	1781
912833LS7	188071	2000	US TREASURY STRIP	09/15/2008	25,200.00	.000	08/15/2024	50,000.00	4.352	1781
912833LS7	188166	2010	US TREASURY STRIP	09/22/2008	297,624.96	.000	08/15/2024	576,000.00	4.197	1781
912833LS7	193257	2000	US TREASURY STRIP	08/18/2009	50,300.25	.000	08/15/2024	100,000.00	4.636	1781
912833LS7	199564	2000	US TREASURY STRIP	08/13/2010	29,634.00	.000	08/15/2024	50,000.00	3.770	1781
912833LS7	200627	2000	US TREASURY STRIP	09/24/2010	61,168.00	.000	08/15/2024	100,000.00	3.570	1781
912833LS7	207494	2000	US TREASURY STRIP	09/23/2011	35,735.50	.000	08/15/2024	50,000.00	2.622	1781
912833LS7	207864	2000	US TREASURY STRIP	10/31/2011	69,763.00	.000	08/15/2024	100,000.00	2.835	1781
912833LS7	207917	2000	US TREASURY STRIP	11/03/2011	34,779.50	.000	08/15/2024	50,000.00	2.860	1781
912833LS7	211243	2000	US TREASURY STRIP	08/17/2012	38,678.50	.000	08/15/2024	50,000.00	2.152	1781
912833LS7	211303	2000	US TREASURY STRIP	08/22/2012	76,301.00	.000	08/15/2024	100,000.00	2.270	1781
912833LS7	215298	2000	US TREASURY STRIP	08/16/2013	35,765.00	.000	08/15/2024	50,000.00	3.070	1781
912833LS7	215621	2000	US TREASURY STRIP	09/26/2013	35,911.50	.000	08/15/2024	50,000.00	3.064	1781
912833LS7	215885	2000	US TREASURY STRIP	11/01/2013	73,534.00	.000	08/15/2024	100,000.00	2.870	1781
912833LS7	218840	2000	US TREASURY STRIP	08/28/2014	310,592.00	.000	08/15/2024	400,000.00	2.555	1781
912833LS7	219032	2000	US TREASURY STRIP	09/18/2014	76,300.00	.000	08/15/2024	100,000.00	2.749	1781
912833LS7	219293	2000	US TREASURY STRIP	10/17/2014	31,700.40	.000	08/15/2024	40,000.00	2.380	1781
912833LS7	224332	2000	USTREASURYSTRIP	10/08/2015	83,224.00	.000	08/15/2024	100,000.00	2.085	1781
912833LS7	224486	2000	USTREASURYSTRIP	10/22/2015	83,108.00	.000	08/15/2024	100,000.00	2.110	1781
912833LS7	224564	2000	USTREASURYSTRIP	10/29/2015	33,210.40	.000	08/15/2024	40,000.00	2.126	1781
912833LS7	228076	2000	US TREASURY STRI ZERO-% 8	09/23/2016	44,020.50	.000	08/15/2024	50,000.00	1.620	1781
912833LS7	228288	2000	US TREASURY STRI ZERO-% 8	10/14/2016	218,855.00	.000	08/15/2024	250,000.00	1.705	1781
912833LS7	234131	2000	S 0 08-15-24	10/26/2017	34,282.00	.000	08/15/2024	40,000.00	2.280	1781
912833LS7	234155	2000	S 0 08-15-24	10/26/2017	42,881.00	.000	08/15/2024	50,000.00	2.270	1781
912833LS7	234190	2000	S 0 08-15-24	10/27/2017	21,413.00	.000	08/15/2024	25,000.00	2.290	1781
912833LS7	237882	2000	S 0 08-15-24	08/23/2018	101,802.00	.000	08/15/2024	120,000.00	2.770	1781
912833LS7	237920	2000	S 0 08-15-24	08/23/2018	33,954.00	.000	08/15/2024	40,000.00	2.760	1781
912833LS7	237933	2000	S 0 08-15-24	08/23/2018	212,152.50	.000	08/15/2024	250,000.00	2.765	1781
912833LS7	238210	2000	S 0 08-15-24	09/13/2018	33,809.20	.000	08/15/2024	40,000.00	2.860	1781
912833LS7	238689	2000	S 0 08-15-24	10/25/2018	334,564.00	.000	08/15/2024	400,000.00	3.100	1781



Run Date: 10/3/2019 12:04:27 PM

Investments Outstanding As Of Date: 9/30/2019

INVENTORY BY MATURITY REPORT

CUSIP	Investment #	Fund	Issuer	Purchase Date	Current Book	Current Rate	Maturity Date	Current Par	YTM	Days to Maturity
912833LS7	242341	2000	S 0 08-15-24	08/19/2019	23,203.75	.000	08/15/2024	25,000.00	1.500	1781
912833LS7	242570	2000	S 0 08-15-24	09/06/2019	93,484.00	.000	08/15/2024	100,000.00	1.369	1781
912833LS7	242663	2000	S 0 08-15-24	09/12/2019	74,269.60	.000	08/15/2024	80,000.00	1.515	1781
912833LS7	242800	2000	S 0 08-15-24	09/23/2019	230,492.50	.000	08/15/2024	250,000.00	1.667	1781
30231GBC5	242336	1030	XOM 2.019 08-16-24	08/16/2019	10,037,300.00	2.019	08/16/2024	10,000,000.00	1.940	1782
30231GBC5	242465	1030	XOM 2.019 08-16-24	08/23/2019	5,037,300.00	2.019	08/16/2024	5,000,000.00	1.861	1782
3134GT2H5	242329	1010	FHLMC 2 08-27-24 0000	08/27/2019	14,966,250.00	2.000	08/27/2024	15,000,000.00	2.048	1793
3134GT4H3	242498	1010	FHLMC 2 08-27-24 0001	08/27/2019	5,000,000.00	2.000	08/27/2024	5,000,000.00	2.000	1793
912828YE4	242556	1020	T 1 1-4 08-31-24	09/03/2019	9,923,437.50	1.250	08/31/2024	10,000,000.00	1.409	1797
912828YE4	242816	1020	T 1 1-4 08-31-24	09/19/2019	9,830,468.75	1.250	08/31/2024	10,000,000.00	1.608	1797
3133EKH41	242508	1010	FFCB 2 09-03-24	09/03/2019	5,000,000.00	2.000	09/03/2024	5,000,000.00	2.000	1800
3134GT5K5	242564	1010	FHLMC 1 7-8 09-06-24	09/06/2019	4,987,500.00	1.875	09/06/2024	5,000,000.00	1.928	1803
191216CL2	242627	1030	KO 1 3-4 09-06-24	09/09/2019	9,960,600.00	1.750	09/06/2024	10,000,000.00	1.833	1803
02665WDD0	242647	1030	HNDA 2.15 09-10-24 MTN	09/10/2019	10,020,000.00	2.150	09/10/2024	10,000,000.00	2.108	1807
037833DM9	242629	1030	AAPL 1.8 09-11-24	09/11/2019	9,945,000.00	1.800	09/11/2024	10,000,000.00	1.916	1808
3134GT6N8	242948	1010	FHLMC 2 1-8 09-12-24	09/30/2019	4,997,500.00	2.125	09/12/2024	5,000,000.00	2.136	1809
3133EKN93	242947	1010	FFCB 1.96 09-16-24	09/30/2019	4,990,500.00	1.960	09/16/2024	5,000,000.00	2.000	1813
48128GK66	242841	1030	JPM 2.15 09-23-24 GMTN	09/23/2019	10,000,000.00	2.150	09/23/2024	10,000,000.00	2.150	1820
89236TGH2	242862	1030	TOYOTA 2.15 09-27-24 MTN	09/27/2019	10,000,000.00	2.150	09/27/2024	10,000,000.00	2.150	1824
3133EKU20	242884	1010	FFCB 1.89 09-27-24	09/27/2019	5,000,000.00	1.890	09/27/2024	5,000,000.00	1.890	1824
912833LT5	179298	2000	US TREASURY STRIP	12/18/2006	106,165.00	.000	11/15/2024	250,000.00	4.840	1873
912833LT5	183734	2000	US TREASURY STRIP	12/05/2007	23,205.00	.000	11/15/2024	50,000.00	4.582	1873
912833LT5	183941	2000	US TREASURY STRIP	12/19/2007	44,185.00	.000	11/15/2024	100,000.00	4.890	1873
912833LT5	184231	2000	US TREASURY STRIP	01/10/2008	70,140.00	.000	11/15/2024	150,000.00	4.564	1873
912833LT5	189218	2000	US TREASURY STRIP	11/21/2008	49,875.00	.000	11/15/2024	100,000.00	4.400	1873
912833LT5	189264	2000	US TREASURY STRIP	11/21/2008	2,600.00	.000	11/15/2024	5,000.00	4.133	1873
912833LT5	189963	2000	US TREASURY STRIP	01/12/2009	142,012.50	.000	11/15/2024	250,000.00	3.602	1873
912833LT5	190251	2000	US TREASURY STRIP	02/04/2009	52,959.00	.000	11/15/2024	100,000.00	4.070	1873
912833LT5	194197	2000	US TREASURY STRIP	11/24/2009	51,822.00	.000	11/15/2024	100,000.00	4.438	1873
912833LT5	194730	2000	US TREASURY STRIP	01/28/2010	25,675.50	.000	11/15/2024	50,000.00	4.556	1873
912833LT5	201936	2000	US TREASURY STRIP	11/17/2010	29,484.00	.000	11/15/2024	50,000.00	3.810	1873
912833LT5	202151	2000	US TREASURY STRIP	11/24/2010	28,988.50	.000	11/15/2024	50,000.00	3.939	1873
912833LT5	203391	2000	US TREASURY STRIP	01/31/2011	55,167.00	.000	11/15/2024	100,000.00	4.361	1873



Run Date: 10/3/2019 12:04:27 PM

Investments Outstanding As Of Date: 9/30/2019

INVENTORY BY MATURITY REPORT

CUSIP	Investment #	Fund	Issuer	Purchase Date	Current Book	Current Rate	Maturity Date	Current Par	YTM	Days to Maturity
912833LT5	212193	2000	US TREASURY STRIP	11/30/2012	116,995.50	.000	11/15/2024	150,000.00	2.089	1873
912833LT5	212323	2000	US TREASURY STRIP	12/13/2012	273,833.00	.000	11/15/2024	350,000.00	2.069	1873
912833LT5	212652	2000	US TREASURY STRIP	01/17/2013	38,165.50	.000	11/15/2024	50,000.00	2.297	1873
912833LT5	216072	2000	US TREASURY STRIP	11/21/2013	35,877.00	.000	11/15/2024	50,000.00	3.045	1873
912833LT5	216417	2000	US TREASURY STRIP	01/09/2014	70,073.00	.000	11/15/2024	100,000.00	3.305	1873
912833LT5	219694	2000	US TREASURY STRIP	11/20/2014	194,320.00	.000	11/15/2024	250,000.00	2.539	1873
912833LT5	220247	2000	US TREASURY STRIP	01/09/2015	40,861.50	.000	11/15/2024	50,000.00	2.060	1873
912833LT5	220349	2000	US TREASURY STRIP	01/20/2015	81,953.00	.000	11/15/2024	100,000.00	2.038	1873
912833LT5	220435	2000	US TREASURY STRIP	01/26/2015	83,001.00	.000	11/15/2024	100,000.00	1.910	1873
912833LT5	220456	2000	US TREASURY STRIP	01/26/2015	41,430.00	.000	11/15/2024	50,000.00	1.928	1873
912833LT5	220475	2000	US TREASURY STRIP	01/26/2015	33,142.40	.000	11/15/2024	40,000.00	1.928	1873
912833LT5	220504	2000	US TREASURY STRIP	01/27/2015	207,312.50	.000	11/15/2024	250,000.00	1.920	1873
912833LT5	220608	2000	US TREASURY STRIP	01/29/2015	206,422.50	.000	11/15/2024	250,000.00	1.965	1873
912833LT5	225022	2000	USTREASURYSTRIP	12/24/2015	204,282.50	.000	11/15/2024	250,000.00	2.284	1873
912833LT5	225344	2000	USTREASURYSTRIP	02/04/2016	83,692.00	.000	11/15/2024	100,000.00	2.039	1873
912833LT5	228573	2000	US TREASURY STRI ZERO-% 1	11/14/2016	15,608.88	.000	11/15/2024	18,000.00	1.789	1873
912833LT5	229113	2000	S 0 11-15-24	01/12/2017	16,626.80	.000	11/15/2024	20,000.00	2.370	1873
912833LT5	229116	2000	S 0 11-15-24	01/12/2017	16,626.80	.000	11/15/2024	20,000.00	2.370	1873
912833LT5	229261	2000	S 0 11-15-24	01/26/2017	207,385.00	.000	11/15/2024	250,000.00	2.410	1873
912833LT5	229399	2000	S 0 11-15-24	02/02/2017	33,095.20	.000	11/15/2024	40,000.00	2.450	1873
912833LT5	234359	2000	S 0 11-15-24	11/16/2017	85,095.00	.000	11/15/2024	100,000.00	2.320	1873
912833LT5	234932	2000	S 0 11-15-24	01/25/2018	33,507.60	.000	11/15/2024	40,000.00	2.620	1873
912833LT5	235058	2000	S 0 11-15-24	02/02/2018	33,437.20	.000	11/15/2024	40,000.00	2.660	1873
31359YCR6	173959	2000	FNMA STRIP	12/13/2005	98,180.60	.000	01/15/2025	266,000.00	5.290	1934
76116EGF1	179704	2000	REF CORP STRIP	01/31/2007	59,028.00	.000	01/15/2025	150,000.00	5.262	1934
31358C2D7	143508	2000	FNMA STRIP	08/10/2000	427,761.60	.000	02/07/2025	2,195,000.00	6.790	1957
912833LU2	180372	2000	US TREASURY STRIP	04/03/2007	20,723.00	.000	02/15/2025	50,000.00	4.990	1965
912833LU2	180524	2000	US TREASURY STRIP	04/12/2007	40,692.00	.000	02/15/2025	100,000.00	5.103	1965
912833LU2	180740	2000	US TREASURY STRIP	04/30/2007	41,671.00	.000	02/15/2025	100,000.00	4.980	1965
912833LU2	184842	2000	US TREASURY STRIP	02/28/2008	4,450.19	.000	02/15/2025	10,000.00	4.830	1965
912833LU2	185232	2000	US TREASURY STRIP	03/27/2008	4,740.00	.000	02/15/2025	10,000.00	4.470	1965
912833LU2	185275	2000	US TREASURY STRIP	03/28/2008	23,820.50	.000	02/15/2025	50,000.00	4.440	1965
912833LU2	185601	2000	US TREASURY STRIP	04/16/2008	23,797.00	.000	02/15/2025	50,000.00	4.460	1965



Run Date: 10/3/2019 12:04:27 PM

Investments Outstanding As Of Date: 9/30/2019

INVENTORY BY MATURITY REPORT

CUSIP	Investment #	Fund	Issuer	Purchase Date	Current Book	Current Rate	Maturity Date	Current Par	YTM	Days to Maturity
912833LU2	185623	2000	US TREASURY STRIP	04/16/2008	4,800.00	.000	02/15/2025	10,000.00	4.408	1965
912833LU2	185887	2000	US TREASURY STRIP	04/28/2008	11,305.75	.000	02/15/2025	25,000.00	4.780	1965
912833LU2	190601	2000	US TREASURY STRIP	02/27/2009	26,736.50	.000	02/15/2025	50,000.00	3.959	1965
912833LU2	190832	2000	US TREASURY STRIP	03/20/2009	26,256.50	.000	02/15/2025	50,000.00	4.090	1965
912833LU2	190958	2000	US TREASURY STRIP	03/30/2009	53,103.00	.000	02/15/2025	100,000.00	4.025	1965
912833LU2	191124	2000	US TREASURY STRIP	04/13/2009	2,750.00	.000	02/15/2025	5,000.00	3.809	1965
912833LU2	191215	2000	US TREASURY STRIP	04/16/2009	26,355.50	.000	02/15/2025	50,000.00	4.085	1965
912833LU2	191862	2000	US TREASURY STRIP	04/24/2009	26,435.00	.000	02/15/2025	50,000.00	4.072	1965
912833LU2	194861	2000	US TREASURY STRIP	02/08/2010	49,845.00	.000	02/15/2025	100,000.00	4.690	1965
912833LU2	195185	2000	US TREASURY STRIP	03/03/2010	25,037.00	.000	02/15/2025	50,000.00	4.679	1965
912833LU2	195392	2000	US TREASURY STRIP	03/12/2010	49,804.00	.000	02/15/2025	100,000.00	4.724	1965
912833LU2	195861	2000	US TREASURY STRIP	04/08/2010	24,416.00	.000	02/15/2025	50,000.00	4.883	1965
912833LU2	196886	2000	US TREASURY STRIP	04/30/2010	25,530.00	.000	02/15/2025	50,000.00	4.595	1965
912833LU2	203860	2000	US TREASURY STRIP	02/28/2011	27,180.00	.000	02/15/2025	50,000.00	4.413	1965
912833LU2	204507	2000	US TREASURY STRIP	04/12/2011	53,930.00	.000	02/15/2025	100,000.00	4.510	1965
912833LU2	205420	2000	US TREASURY STRIP	05/05/2011	56,398.00	.000	02/15/2025	100,000.00	4.199	1965
912833LU2	208703	2000	US TREASURY STRIP	02/16/2012	35,489.00	.000	02/15/2025	50,000.00	2.655	1965
912833LU2	208874	2000	US TREASURY STRIP	03/05/2012	71,366.00	.000	02/15/2025	100,000.00	2.622	1965
912833LU2	209013	2000	US TREASURY STRIP	03/19/2012	34,043.00	.000	02/15/2025	50,000.00	3.000	1965
912833LU2	209138	2000	US TREASURY STRIP	04/05/2012	34,583.00	.000	02/15/2025	50,000.00	2.887	1965
912833LU2	209930	2000	US TREASURY STRIP	04/30/2012	35,684.00	.000	02/15/2025	50,000.00	2.654	1965
912833LU2	213290	2000	US TREASURY STRIP	03/25/2013	37,514.00	.000	02/15/2025	50,000.00	2.430	1965
912833LU2	213362	2000	US TREASURY STRIP	03/28/2013	75,184.00	.000	02/15/2025	100,000.00	2.414	1965
912833LU2	213439	2000	US TREASURY STRIP	04/04/2013	38,052.50	.000	02/15/2025	50,000.00	2.314	1965
912833LU2	213506	2000	US TREASURY STRIP	04/12/2013	77,296.00	.000	02/15/2025	100,000.00	2.186	1965
912833LU2	214258	2000	US TREASURY STRIP	05/02/2013	78,032.00	.000	02/15/2025	100,000.00	2.115	1965
912833LU2	216912	2000	US TREASURY STRIP	03/21/2014	180,677.50	.000	02/15/2025	250,000.00	3.000	1965
912833LU2	220877	2000	US TREASURY STRIP	02/13/2015	32,390.80	.000	02/15/2025	40,000.00	2.120	1965
912833LU2	222351	2000	US TREASURY STRIP	04/30/2015	32,756.00	.000	02/15/2025	40,000.00	2.050	1965
912833LU2	225735	2000	USTREASURYSTRIP	03/17/2016	33,329.60	.000	02/15/2025	40,000.00	2.057	1965
912833LU2	225748	2000	USTREASURYSTRIP	03/17/2016	15,189.11	.000	02/15/2025	18,250.00	2.070	1965
912833LU2	229655	2000	S 0 02-15-25	02/24/2017	42,821.48	.000	02/15/2025	52,000.00	2.450	1965
912833LU2	230019	2000	S 0 02-15-25	03/24/2017	330,096.00	.000	02/15/2025	400,000.00	2.447	1965



Run Date: 10/3/2019 12:04:27 PM

Investments Outstanding As Of Date: 9/30/2019

INVENTORY BY MATURITY REPORT

CUSIP	Investment #	Fund	Issuer	Purchase Date	Current Book	Current Rate	Maturity Date	Current Par	YTM	Days to Maturity
912833LU2	230114	2000	S 0 02-15-25	03/30/2017	207,365.00	.000	02/15/2025	250,000.00	2.387	1965
912833LU2	230234	2000	S 0 02-15-25	04/06/2017	41,675.00	.000	02/15/2025	50,000.00	2.330	1965
912833LU2	230355	2000	S 0 02-15-25	04/17/2017	33,492.80	.000	02/15/2025	40,000.00	2.280	1965
912833LU2	230990	2000	S 0 02-15-25	04/28/2017	209,797.50	.000	02/15/2025	250,000.00	2.260	1965
912833LU2	235199	2000	S 0 02-15-25	02/15/2018	32,902.40	.000	02/15/2025	40,000.00	2.810	1965
912833LU2	235368	2000	S 0 02-15-25	03/01/2018	32,960.80	.000	02/15/2025	40,000.00	2.800	1965
912833LU2	235393	2000	S 0 02-15-25	03/01/2018	32,919.20	.000	02/15/2025	40,000.00	2.818	1965
912833LU2	235453	2000	S 0 02-15-25	03/05/2018	164,144.00	.000	02/15/2025	200,000.00	2.863	1965
912833LU2	235526	2000	S 0 02-15-25	03/08/2018	32,958.80	.000	02/15/2025	40,000.00	2.809	1965
912833LU2	236308	2000	S 0 02-15-25	04/26/2018	32,771.20	.000	02/15/2025	40,000.00	2.950	1965
31364DKF2	128970	2000	FNMA STRIP	02/07/2000	223,375.00	.000	04/08/2025	1,250,000.00	6.961	2017
912833LVO	181171	2000	US TREASURY STRIP	05/31/2007	19,959.50	.000	05/15/2025	50,000.00	5.180	2054
912833LVO	181419	2000	US TREASURY STRIP	06/26/2007	19,228.50	.000	05/15/2025	50,000.00	5.415	2054
912833LVO	181560	2000	US TREASURY STRIP	07/06/2007	19,671.00	.000	05/15/2025	50,000.00	5.292	2054
912833LVO	181866	2000	US TREASURY STRIP	07/30/2007	40,080.00	.000	05/15/2025	100,000.00	5.205	2054
912833LVO	186338	2010	US TREASURY STRIP	05/22/2008	3,362,475.66	.000	05/15/2025	7,538,000.00	4.811	2054
912833LVO	186424	2000	US TREASURY STRIP	05/27/2008	22,582.00	.000	05/15/2025	50,000.00	4.740	2054
912833LVO	186669	2000	US TREASURY STRIP	06/09/2008	11,087.50	.000	05/15/2025	25,000.00	4.860	2054
912833LVO	187232	2000	US TREASURY STRIP	07/11/2008	4,607.10	.000	05/15/2025	10,000.00	4.654	2054
912833LVO	192221	2000	US TREASURY STRIP	05/13/2009	72,570.00	.000	05/15/2025	150,000.00	4.588	2054
912833LVO	193239	2000	US TREASURY STRIP	08/18/2009	23,949.52	.000	05/15/2025	50,000.00	4.731	2054
912833LVO	197106	2000	US TREASURY STRIP	05/11/2010	159,702.01	.000	05/15/2025	306,000.00	4.379	2054
912833LVO	197199	2000	US TREASURY STRIP	05/14/2010	12,980.00	.000	05/15/2025	25,000.00	4.417	2054
912833LVO	198379	2000	US TREASURY STRIP	06/30/2010	27,752.50	.000	05/15/2025	50,000.00	3.997	2054
912833LVO	198708	2000	US TREASURY STRIP	07/13/2010	55,350.00	.000	05/15/2025	100,000.00	4.026	2054
912833LVO	205479	2000	US TREASURY STRIP	05/09/2011	56,083.00	.000	05/15/2025	100,000.00	4.169	2054
912833LVO	206124	2000	US TREASURY STRIP	06/13/2011	58,012.00	.000	05/15/2025	100,000.00	3.950	2054
912833LVO	206330	2000	US TREASURY STRIP	06/23/2011	28,997.00	.000	05/15/2025	50,000.00	3.960	2054
912833LVO	206376	2000	US TREASURY STRIP	06/27/2011	28,917.00	.000	05/15/2025	50,000.00	3.983	2054
912833LVO	210183	2000	US TREASURY STRIP	05/16/2012	36,274.50	.000	05/15/2025	50,000.00	2.484	2054
912833LVO	210398	2000	US TREASURY STRIP	06/06/2012	38,344.00	.000	05/15/2025	50,000.00	2.062	2054
912833LVO	210604	2000	US TREASURY STRIP	06/25/2012	37,390.00	.000	05/15/2025	50,000.00	2.268	2054
912833LVO	214709	2000	US TREASURY STRIP	06/17/2013	36,371.00	.000	05/15/2025	50,000.00	2.690	2054



Run Date: 10/3/2019 12:04:27 PM

Investments Outstanding As Of Date: 9/30/2019

INVENTORY BY MATURITY REPORT

CUSIP	Investment #	Fund	Issuer	Purchase Date	Current Book	Current Rate	Maturity Date	Current Par	YTM	Days to Maturity
912833LV0	218187	2000	US TREASURY STRIP	06/26/2014	36,586.50	.000	05/15/2025	50,000.00	2.890	2054
912833LV0	218213	2000	US TREASURY STRIP	06/27/2014	36,483.50	.000	05/15/2025	50,000.00	2.917	2054
912833LV0	218583	2000	US TREASURY STRIP	07/31/2014	37,316.00	.000	05/15/2025	50,000.00	2.730	2054
912833LV0	222630	2000	US TREASURY STRIP	05/21/2015	197,090.00	.000	05/15/2025	250,000.00	2.396	2054
912833LV0	226878	2000	US TREASURY STRI ZERO-% 5	05/26/2016	101,092.80	.000	05/15/2025	120,000.00	1.921	2054
912833LV0	227317	2000	US TREASURY STRI ZERO-% 5	07/15/2016	43,758.50	.000	05/15/2025	50,000.00	1.515	2054
912833LV0	227501	2000	US TREASURY STRI ZERO-% 5	07/29/2016	34,722.80	.000	05/15/2025	40,000.00	1.615	2054
912833LV0	227673	2000	US TREASURY STRI ZERO-% 5	08/12/2016	86,709.00	.000	05/15/2025	100,000.00	1.635	2054
912833LV0	231307	2000	S 0 05-15-25	05/11/2017	33,151.20	.000	05/15/2025	40,000.00	2.358	2054
912833LV0	231594	2000	S 0 05-15-25	06/02/2017	33,612.80	.000	05/15/2025	40,000.00	2.200	2054
912833LV0	237034	2000	S 0 05-15-25	06/14/2018	32,686.40	.000	05/15/2025	40,000.00	2.940	2054
912833LV0	237319	2000	S 0 05-15-25	07/06/2018	32,952.80	.000	05/15/2025	40,000.00	2.846	2054
912833LV0	237413	2000	S 0 05-15-25	07/12/2018	32,964.40	.000	05/15/2025	40,000.00	2.847	2054
912833LV0	241258	2000	S 0 05-15-25	05/09/2019	34,713.20	.000	05/15/2025	40,000.00	2.370	2054
912833LV0	241682	2000	S 0 05-15-25	06/21/2019	35,730.80	.000	05/15/2025	40,000.00	1.922	2054
912833LV0	241907	2000	S 0 05-15-25	07/11/2019	35,793.60	.000	05/15/2025	40,000.00	1.910	2054
912833LV0	242042	2000	S 0 05-15-25	07/22/2019	223,662.50	.000	05/15/2025	250,000.00	1.924	2054
912833LV0	242101	2000	S 0 05-15-25	07/26/2019	35,938.80	.000	05/15/2025	40,000.00	1.853	2054
912833LW8	178337	2000	US TREASURY STRIP	10/04/2006	20,025.00	.000	08/15/2025	50,000.00	4.910	2146
912833LW8	178591	2000	US TREASURY STRIP	10/26/2006	53,924.88	.000	08/15/2025	138,000.00	5.060	2146
912833LW8	179001	2000	US TREASURY STRIP	11/28/2006	20,561.50	.000	08/15/2025	50,000.00	4.805	2146
912833LW8	182225	2000	US TREASURY STRIP	08/28/2007	40,395.00	.000	08/15/2025	100,000.00	5.110	2146
912833LW8	182556	2000	US TREASURY STRIP	09/25/2007	40,300.00	.000	08/15/2025	100,000.00	5.146	2146
912833LW8	182761	2000	US TREASURY STRIP	10/05/2007	41,591.00	.000	08/15/2025	100,000.00	4.972	2146
912833LW8	188072	2000	US TREASURY STRIP	09/15/2008	23,900.00	.000	08/15/2025	50,000.00	4.412	2146
912833LW8	188167	2010	US TREASURY STRIP	09/22/2008	283,253.76	.000	08/15/2025	576,000.00	4.245	2146
912833LW8	193258	2000	US TREASURY STRIP	08/18/2009	47,575.25	.000	08/15/2025	100,000.00	4.700	2146
912833LW8	199566	2000	US TREASURY STRIP	08/13/2010	28,213.50	.000	08/15/2025	50,000.00	3.850	2146
912833LW8	200628	2000	US TREASURY STRIP	09/24/2010	58,269.00	.000	08/15/2025	100,000.00	3.660	2146
912833LW8	207495	2000	US TREASURY STRIP	09/23/2011	34,194.00	.000	08/15/2025	50,000.00	2.754	2146
912833LW8	207865	2000	US TREASURY STRIP	10/31/2011	66,683.00	.000	08/15/2025	100,000.00	2.960	2146
912833LW8	207918	2000	US TREASURY STRIP	11/03/2011	33,304.50	.000	08/15/2025	50,000.00	2.970	2146
912833LW8	211244	2000	US TREASURY STRIP	08/17/2012	37,131.50	.000	08/15/2025	50,000.00	2.303	2146



Run Date: 10/3/2019 12:04:27 PM

Investments Outstanding As Of Date: 9/30/2019

INVENTORY BY MATURITY REPORT

CUSIP	Investment #	Fund	Issuer	Purchase Date	Current Book	Current Rate	Maturity Date	Current Par	YTM	Days to Maturity
912833LW8	211304	2000	US TREASURY STRIP	08/22/2012	73,174.00	.000	08/15/2025	100,000.00	2.421	2146
912833LW8	215299	2000	US TREASURY STRIP	08/16/2013	34,042.50	.000	08/15/2025	50,000.00	3.230	2146
912833LW8	215622	2000	US TREASURY STRIP	09/26/2013	34,202.00	.000	08/15/2025	50,000.00	3.221	2146
912833LW8	215886	2000	US TREASURY STRIP	11/01/2013	70,071.00	.000	08/15/2025	100,000.00	3.040	2146
912833LW8	218841	2000	US TREASURY STRIP	08/28/2014	299,544.00	.000	08/15/2025	400,000.00	2.655	2146
912833LW8	219033	2000	US TREASURY STRIP	09/18/2014	73,400.00	.000	08/15/2025	100,000.00	2.855	2146
912833LW8	219294	2000	US TREASURY STRIP	10/17/2014	30,580.80	.000	08/15/2025	40,000.00	2.495	2146
912833LW8	224333	2000	USTREASURYSTRIP	10/08/2015	80,922.00	.000	08/15/2025	100,000.00	2.160	2146
912833LW8	224487	2000	USTREASURYSTRIP	10/22/2015	80,988.00	.000	08/15/2025	100,000.00	2.160	2146
912833LW8	224565	2000	USTREASURYSTRIP	10/29/2015	32,300.00	.000	08/15/2025	40,000.00	2.195	2146
912833LW8	228077	2000	US TREASURY STRI ZERO-% 8	09/23/2016	42,954.50	.000	08/15/2025	50,000.00	1.715	2146
912833LW8	228289	2000	US TREASURY STRI ZERO-% 8	10/14/2016	213,387.50	.000	08/15/2025	250,000.00	1.800	2146
912833LW8	234132	2000	S 0 08-15-25	10/26/2017	33,358.80	.000	08/15/2025	40,000.00	2.340	2146
912833LW8	234156	2000	S 0 08-15-25	10/26/2017	41,698.50	.000	08/15/2025	50,000.00	2.340	2146
912833LW8	234191	2000	S 0 08-15-25	10/27/2017	20,818.25	.000	08/15/2025	25,000.00	2.360	2146
912833LW8	237893	2000	S 0 08-15-25	08/23/2018	98,767.20	.000	08/15/2025	120,000.00	2.810	2146
912833LW8	237921	2000	S 0 08-15-25	08/23/2018	32,945.20	.000	08/15/2025	40,000.00	2.800	2146
912833LW8	237934	2000	S 0 08-15-25	08/23/2018	205,827.50	.000	08/15/2025	250,000.00	2.806	2146
912833LW8	238211	2000	S 0 08-15-25	09/13/2018	32,773.20	.000	08/15/2025	40,000.00	2.900	2146
912833LW8	238688	2000	S 0 08-15-25	10/25/2018	323,192.00	.000	08/15/2025	400,000.00	3.157	2146
912833LW8	242342	2000	S 0 08-15-25	08/19/2019	22,832.50	.000	08/15/2025	25,000.00	1.520	2146
912833LW8	242571	2000	S 0 08-15-25	09/06/2019	91,976.00	.000	08/15/2025	100,000.00	1.413	2146
912833LW8	242664	2000	S 0 08-15-25	09/12/2019	72,920.80	.000	08/15/2025	80,000.00	1.570	2146
912833LW8	242801	2000	S 0 08-15-25	09/23/2019	226,035.00	.000	08/15/2025	250,000.00	1.717	2146
912833LX6	179299	2000	US TREASURY STRIP	12/18/2006	101,300.00	.000	11/15/2025	250,000.00	4.835	2238
912833LX6	179705	2000	US TREASURY STRIP	01/31/2007	57,760.50	.000	11/15/2025	150,000.00	5.145	2238
912833LX6	183735	2000	US TREASURY STRIP	12/05/2007	22,105.00	.000	11/15/2025	50,000.00	4.601	2238
912833LX6	183942	2000	US TREASURY STRIP	12/19/2007	42,101.00	.000	11/15/2025	100,000.00	4.890	2238
912833LX6	184232	2000	US TREASURY STRIP	01/10/2008	66,975.00	.000	11/15/2025	150,000.00	4.570	2238
912833LX6	189219	2000	US TREASURY STRIP	11/21/2008	46,964.00	.000	11/15/2025	100,000.00	4.500	2238
912833LX6	189266	2000	US TREASURY STRIP	11/21/2008	2,400.00	.000	11/15/2025	5,000.00	4.369	2238
912833LX6	189964	2000	US TREASURY STRIP	01/12/2009	137,542.50	.000	11/15/2025	250,000.00	3.580	2238
912833LX6	190252	2000	US TREASURY STRIP	02/04/2009	52,010.00	.000	11/15/2025	100,000.00	3.935	2238



Run Date: 10/3/2019 12:04:27 PM

Investments Outstanding As Of Date: 9/30/2019

INVENTORY BY MATURITY REPORT

CUSIP	Investment #	Fund	Issuer	Purchase Date	Current Book	Current Rate	Maturity Date	Current Par	YTM	Days to Maturity
912833LX6	194198	2000	US TREASURY STRIP	11/24/2009	49,295.00	.000	11/15/2025	100,000.00	4.477	2238
912833LX6	194731	2000	US TREASURY STRIP	01/28/2010	24,260.00	.000	11/15/2025	50,000.00	4.631	2238
912833LX6	201937	2000	US TREASURY STRIP	11/17/2010	27,772.50	.000	11/15/2025	50,000.00	3.960	2238
912833LX6	202152	2000	US TREASURY STRIP	11/24/2010	27,348.50	.000	11/15/2025	50,000.00	4.070	2238
912833LX6	203392	2000	US TREASURY STRIP	01/31/2011	52,041.00	.000	11/15/2025	100,000.00	4.466	2238
912833LX6	212194	2000	US TREASURY STRIP	11/30/2012	112,654.50	.000	11/15/2025	150,000.00	2.222	2238
912833LX6	212324	2000	US TREASURY STRIP	12/13/2012	263,497.50	.000	11/15/2025	350,000.00	2.209	2238
912833LX6	212653	2000	US TREASURY STRIP	01/17/2013	36,596.50	.000	11/15/2025	50,000.00	2.448	2238
912833LX6	216073	2000	US TREASURY STRIP	11/21/2013	34,077.50	.000	11/15/2025	50,000.00	3.225	2238
912833LX6	216418	2000	US TREASURY STRIP	01/09/2014	66,572.00	.000	11/15/2025	100,000.00	3.464	2238
912833LX6	219697	2000	US TREASURY STRIP	11/20/2014	187,192.50	.000	11/15/2025	250,000.00	2.651	2238
912833LX6	220248	2000	US TREASURY STRIP	01/09/2015	39,733.00	.000	11/15/2025	50,000.00	2.130	2238
912833LX6	220350	2000	US TREASURY STRIP	01/20/2015	79,626.00	.000	11/15/2025	100,000.00	2.117	2238
912833LX6	220436	2000	US TREASURY STRIP	01/26/2015	80,658.00	.000	11/15/2025	100,000.00	2.000	2238
912833LX6	220457	2000	US TREASURY STRIP	01/26/2015	40,253.50	.000	11/15/2025	50,000.00	2.018	2238
912833LX6	220476	2000	US TREASURY STRIP	01/26/2015	32,211.60	.000	11/15/2025	40,000.00	2.015	2238
912833LX6	220505	2000	US TREASURY STRIP	01/27/2015	201,440.00	.000	11/15/2025	250,000.00	2.010	2238
912833LX6	220609	2000	US TREASURY STRIP	01/29/2015	200,487.50	.000	11/15/2025	250,000.00	2.055	2238
912833LX6	225023	2000	USTREASURYSTRIP	12/24/2015	198,137.50	.000	11/15/2025	250,000.00	2.364	2238
912833LX6	225362	2000	USTREASURYSTRIP	02/04/2016	81,233.00	.000	11/15/2025	100,000.00	2.137	2238
912833LX6	228574	2000	US TREASURY STRI ZERO-% 1	11/14/2016	15,188.94	.000	11/15/2025	18,000.00	1.895	2238
912833LX6	229118	2000	S 0 11-15-25	01/12/2017	16,070.40	.000	11/15/2025	20,000.00	2.490	2238
912833LX6	229119	2000	S 0 11-15-25	01/12/2017	16,070.40	.000	11/15/2025	20,000.00	2.490	2238
912833LX6	229262	2000	S 0 11-15-25	01/26/2017	200,375.00	.000	11/15/2025	250,000.00	2.530	2238
912833LX6	229408	2000	S 0 11-15-25	02/02/2017	31,964.40	.000	11/15/2025	40,000.00	2.570	2238
912833LX6	234360	2000	S 0 11-15-25	11/16/2017	82,696.00	.000	11/15/2025	100,000.00	2.390	2238
912833LX6	234933	2000	S 0 11-15-25	01/25/2018	32,496.40	.000	11/15/2025	40,000.00	2.680	2238
912833LX6	235059	2000	S 0 11-15-25	02/02/2018	32,415.60	.000	11/15/2025	40,000.00	2.720	2238
31359YCT2	147430	2000	FNMA STRIP	03/07/2001	510,114.50	.000	01/15/2026	2,350,000.00	6.240	2299
31359YCT2	173960	2000	FNMA STRIP	12/13/2005	94,640.82	.000	01/15/2026	267,000.00	5.230	2299
912833LY4	180373	2000	US TREASURY STRIP	04/03/2007	19,799.00	.000	02/15/2026	50,000.00	4.970	2330
912833LY4	180525	2000	US TREASURY STRIP	04/12/2007	38,853.00	.000	02/15/2026	100,000.00	5.080	2330
912833LY4	180741	2000	US TREASURY STRIP	04/30/2007	39,780.00	.000	02/15/2026	100,000.00	4.965	2330



Run Date: 10/3/2019 12:04:27 PM

Investments Outstanding As Of Date: 9/30/2019

INVENTORY BY MATURITY REPORT

CUSIP	Investment #	Fund	Issuer	Purchase Date	Current Book	Current Rate	Maturity Date	Current Par	YTM	Days to Maturity
912833LY4	184843	2000	US TREASURY STRIP	02/28/2008	4,213.13	.000	02/15/2026	10,000.00	4.870	2330
912833LY4	185233	2000	US TREASURY STRIP	03/27/2008	4,515.00	.000	02/15/2026	10,000.00	4.495	2330
912833LY4	185276	2000	US TREASURY STRIP	03/28/2008	22,677.50	.000	02/15/2026	50,000.00	4.470	2330
912833LY4	185602	2000	US TREASURY STRIP	04/16/2008	22,691.00	.000	02/15/2026	50,000.00	4.480	2330
912833LY4	185624	2000	US TREASURY STRIP	04/16/2008	4,560.00	.000	02/15/2026	10,000.00	4.452	2330
912833LY4	185888	2000	US TREASURY STRIP	04/28/2008	10,765.25	.000	02/15/2026	25,000.00	4.790	2330
912833LY4	190602	2000	US TREASURY STRIP	02/27/2009	26,175.00	.000	02/15/2026	50,000.00	3.851	2330
912833LY4	190833	2000	US TREASURY STRIP	03/20/2009	25,593.50	.000	02/15/2026	50,000.00	4.000	2330
912833LY4	190959	2000	US TREASURY STRIP	03/30/2009	51,783.00	.000	02/15/2026	100,000.00	3.937	2330
912833LY4	191125	2000	US TREASURY STRIP	04/13/2009	2,650.00	.000	02/15/2026	5,000.00	3.805	2330
912833LY4	191216	2000	US TREASURY STRIP	04/16/2009	25,434.50	.000	02/15/2026	50,000.00	4.056	2330
912833LY4	191863	2000	US TREASURY STRIP	04/24/2009	25,615.00	.000	02/15/2026	50,000.00	4.018	2330
912833LY4	194862	2000	US TREASURY STRIP	02/08/2010	47,142.00	.000	02/15/2026	100,000.00	4.750	2330
912833LY4	195186	2000	US TREASURY STRIP	03/03/2010	23,685.00	.000	02/15/2026	50,000.00	4.738	2330
912833LY4	195393	2000	US TREASURY STRIP	03/12/2010	47,053.00	.000	02/15/2026	100,000.00	4.789	2330
912833LY4	195862	2000	US TREASURY STRIP	04/08/2010	23,146.50	.000	02/15/2026	50,000.00	4.917	2330
912833LY4	196887	2000	US TREASURY STRIP	04/30/2010	24,162.00	.000	02/15/2026	50,000.00	4.657	2330
912833LY4	203861	2000	US TREASURY STRIP	02/28/2011	25,573.50	.000	02/15/2026	50,000.00	4.531	2330
912833LY4	204508	2000	US TREASURY STRIP	04/12/2011	50,687.00	.000	02/15/2026	100,000.00	4.630	2330
912833LY4	205421	2000	US TREASURY STRIP	05/05/2011	53,309.00	.000	02/15/2026	100,000.00	4.301	2330
912833LY4	208704	2000	US TREASURY STRIP	02/16/2012	33,903.00	.000	02/15/2026	50,000.00	2.795	2330
912833LY4	208875	2000	US TREASURY STRIP	03/05/2012	68,232.00	.000	02/15/2026	100,000.00	2.759	2330
912833LY4	209014	2000	US TREASURY STRIP	03/19/2012	32,461.00	.000	02/15/2026	50,000.00	3.130	2330
912833LY4	209139	2000	US TREASURY STRIP	04/05/2012	32,969.50	.000	02/15/2026	50,000.00	3.027	2330
912833LY4	209931	2000	US TREASURY STRIP	04/30/2012	34,113.50	.000	02/15/2026	50,000.00	2.791	2330
912833LY4	213291	2000	US TREASURY STRIP	03/25/2013	35,926.00	.000	02/15/2026	50,000.00	2.580	2330
912833LY4	213363	2000	US TREASURY STRIP	03/28/2013	71,968.00	.000	02/15/2026	100,000.00	2.569	2330
912833LY4	213440	2000	US TREASURY STRIP	04/04/2013	36,465.50	.000	02/15/2026	50,000.00	2.468	2330
912833LY4	213507	2000	US TREASURY STRIP	04/12/2013	74,206.00	.000	02/15/2026	100,000.00	2.336	2330
912833LY4	214259	2000	US TREASURY STRIP	05/02/2013	75,019.00	.000	02/15/2026	100,000.00	2.260	2330
912833LY4	216913	2000	US TREASURY STRIP	03/21/2014	172,722.50	.000	02/15/2026	250,000.00	3.130	2330
912833LY4	220878	2000	US TREASURY STRIP	02/13/2015	31,457.20	.000	02/15/2026	40,000.00	2.195	2330
912833LY4	222352	2000	US TREASURY STRIP	04/30/2015	31,754.00	.000	02/15/2026	40,000.00	2.150	2330



Run Date: 10/3/2019 12:04:27 PM

Investments Outstanding As Of Date: 9/30/2019

INVENTORY BY MATURITY REPORT

CUSIP	Investment #	Fund	Issuer	Purchase Date	Current Book	Current Rate	Maturity Date	Current Par	YTM	Days to Maturity
912833LY4	225737	2000	USTREASURYSTRIP	03/17/2016	32,494.40	.000	02/15/2026	40,000.00	2.107	2330
912833LY4	225751	2000	USTREASURYSTRIP	03/17/2016	14,835.79	.000	02/15/2026	18,250.00	2.100	2330
912833LY4	229658	2000	S 0 02-15-26	02/24/2017	41,422.68	.000	02/15/2026	52,000.00	2.550	2330
912833LY4	230020	2000	S 0 02-15-26	03/24/2017	319,512.00	.000	02/15/2026	400,000.00	2.541	2330
912833LY4	230115	2000	S 0 02-15-26	03/30/2017	200,852.50	.000	02/15/2026	250,000.00	2.480	2330
912833LY4	230236	2000	S 0 02-15-26	04/06/2017	40,330.00	.000	02/15/2026	50,000.00	2.440	2330
912833LY4	230332	2000	S 0 02-15-26	04/17/2017	32,457.60	.000	02/15/2026	40,000.00	2.380	2330
912833LY4	230991	2000	S 0 02-15-26	04/28/2017	203,005.00	.000	02/15/2026	250,000.00	2.380	2330
912833LY4	235200	2000	S 0 02-15-26	02/15/2018	31,871.20	.000	02/15/2026	40,000.00	2.860	2330
912833LY4	235369	2000	S 0 02-15-26	03/01/2018	31,931.20	.000	02/15/2026	40,000.00	2.850	2330
912833LY4	235394	2000	S 0 02-15-26	03/01/2018	31,878.40	.000	02/15/2026	40,000.00	2.871	2330
912833LY4	235454	2000	S 0 02-15-26	03/05/2018	158,956.00	.000	02/15/2026	200,000.00	2.910	2330
912833LY4	235527	2000	S 0 02-15-26	03/08/2018	31,930.00	.000	02/15/2026	40,000.00	2.857	2330
912833LY4	236309	2000	S 0 02-15-26	04/26/2018	31,727.60	.000	02/15/2026	40,000.00	2.990	2330
912833LZ1	181172	2000	US TREASURY STRIP	05/31/2007	19,017.50	.000	05/15/2026	50,000.00	5.165	2419
912833LZ1	181420	2000	US TREASURY STRIP	06/26/2007	18,312.00	.000	05/15/2026	50,000.00	5.390	2419
912833LZ1	181561	2000	US TREASURY STRIP	07/06/2007	18,763.50	.000	05/15/2026	50,000.00	5.265	2419
912833LZ1	181867	2000	US TREASURY STRIP	07/30/2007	38,682.00	.000	05/15/2026	100,000.00	5.118	2419
912833LZ1	186339	2010	US TREASURY STRIP	05/22/2008	3,186,689.50	.000	05/15/2026	7,538,000.00	4.846	2419
912833LZ1	186425	2000	US TREASURY STRIP	05/27/2008	21,435.50	.000	05/15/2026	50,000.00	4.770	2419
912833LZ1	186670	2000	US TREASURY STRIP	06/09/2008	10,521.50	.000	05/15/2026	25,000.00	4.885	2419
912833LZ1	187233	2000	US TREASURY STRIP	07/11/2008	4,375.40	.000	05/15/2026	10,000.00	4.686	2419
912833LZ1	192223	2000	US TREASURY STRIP	05/13/2009	69,570.00	.000	05/15/2026	150,000.00	4.569	2419
912833LZ1	193240	2000	US TREASURY STRIP	08/18/2009	22,818.09	.000	05/15/2026	50,000.00	4.741	2419
912833LZ1	197107	2000	US TREASURY STRIP	05/11/2010	152,333.53	.000	05/15/2026	306,000.00	4.404	2419
912833LZ1	197200	2000	US TREASURY STRIP	05/14/2010	12,415.50	.000	05/15/2026	25,000.00	4.422	2419
912833LZ1	198380	2000	US TREASURY STRIP	06/30/2010	26,638.50	.000	05/15/2026	50,000.00	4.006	2419
912833LZ1	198709	2000	US TREASURY STRIP	07/13/2010	52,800.00	.000	05/15/2026	100,000.00	4.073	2419
912833LZ1	205480	2000	US TREASURY STRIP	05/09/2011	53,069.00	.000	05/15/2026	100,000.00	4.264	2419
912833LZ1	206125	2000	US TREASURY STRIP	06/13/2011	54,735.00	.000	05/15/2026	100,000.00	4.080	2419
912833LZ1	206329	2000	US TREASURY STRIP	06/23/2011	27,378.00	.000	05/15/2026	50,000.00	4.085	2419
912833LZ1	206377	2000	US TREASURY STRIP	06/27/2011	27,336.00	.000	05/15/2026	50,000.00	4.098	2419
912833LZ1	210184	2000	US TREASURY STRIP	05/16/2012	34,813.50	.000	05/15/2026	50,000.00	2.603	2419



Run Date: 10/3/2019 12:04:27 PM

Investments Outstanding As Of Date: 9/30/2019

INVENTORY BY MATURITY REPORT

CUSIP	Investment #	Fund	Issuer	Purchase Date	Current Book	Current Rate	Maturity Date	Current Par	YTM	Days to Maturity
912833LZ1	210399	2000	US TREASURY STRIP	06/06/2012	37,100.50	.000	05/15/2026	50,000.00	2.152	2419
912833LZ1	210605	2000	US TREASURY STRIP	06/25/2012	35,983.00	.000	05/15/2026	50,000.00	2.383	2419
912833LZ1	214711	2000	US TREASURY STRIP	06/17/2013	34,742.00	.000	05/15/2026	50,000.00	2.840	2419
912833LZ1	218188	2000	US TREASURY STRIP	06/26/2014	35,096.50	.000	05/15/2026	50,000.00	3.000	2419
912833LZ1	218214	2000	US TREASURY STRIP	06/27/2014	34,972.00	.000	05/15/2026	50,000.00	3.031	2419
912833LZ1	218584	2000	US TREASURY STRIP	07/31/2014	35,898.00	.000	05/15/2026	50,000.00	2.830	2419
912833LZ1	222625	2000	US TREASURY STRIP	05/21/2015	190,472.50	.000	05/15/2026	250,000.00	2.491	2419
912833LZ1	226879	2000	US TREASURY STRI ZERO-% 5	05/26/2016	98,467.20	.000	05/15/2026	120,000.00	1.993	2419
912833LZ1	227318	2000	US TREASURY STRI ZERO-% 5	07/15/2016	42,705.50	.000	05/15/2026	50,000.00	1.610	2419
912833LZ1	227502	2000	US TREASURY STRI ZERO-% 5	07/29/2016	33,887.60	.000	05/15/2026	40,000.00	1.700	2419
912833LZ1	227674	2000	US TREASURY STRI ZERO-% 5	08/12/2016	84,773.00	.000	05/15/2026	100,000.00	1.700	2419
912833LZ1	231308	2000	S 0 05-15-26	05/11/2017	32,076.40	.000	05/15/2026	40,000.00	2.465	2419
912833LZ1	231596	2000	S 0 05-15-26	06/02/2017	32,552.40	.000	05/15/2026	40,000.00	2.315	2419
912833LZ1	237035	2000	S 0 05-15-26	06/14/2018	31,647.20	.000	05/15/2026	40,000.00	2.980	2419
912833LZ1	237320	2000	S 0 05-15-26	07/06/2018	31,968.40	.000	05/15/2026	40,000.00	2.872	2419
912833LZ1	237412	2000	S 0 05-15-26	07/12/2018	31,979.60	.000	05/15/2026	40,000.00	2.874	2419
912833LZ1	241259	2000	S 0 05-15-26	05/09/2019	33,787.60	.000	05/15/2026	40,000.00	2.420	2419
912833LZ1	241683	2000	S 0 05-15-26	06/21/2019	34,944.00	.000	05/15/2026	40,000.00	1.968	2419
912833LZ1	241908	2000	S 0 05-15-26	07/11/2019	35,012.40	.000	05/15/2026	40,000.00	1.955	2419
912833LZ1	242039	2000	S 0 05-15-26	07/22/2019	218,510.00	.000	05/15/2026	250,000.00	1.985	2419
912833LZ1	242102	2000	S 0 05-15-26	07/26/2019	35,139.60	.000	05/15/2026	40,000.00	1.913	2419
912833PA2	178592	2000	US TREASURY STRIP	10/26/2006	51,376.02	.000	08/15/2026	138,000.00	5.052	2511
912833PA2	182226	2000	US TREASURY STRIP	08/28/2007	38,478.00	.000	08/15/2026	100,000.00	5.100	2511
912833PA2	182557	2000	US TREASURY STRIP	09/25/2007	38,190.00	.000	08/15/2026	100,000.00	5.162	2511
912833PA2	182762	2000	US TREASURY STRIP	10/05/2007	39,670.00	.000	08/15/2026	100,000.00	4.963	2511
912833PA2	188073	2000	US TREASURY STRIP	09/15/2008	22,725.00	.000	08/15/2026	50,000.00	4.450	2511
912833PA2	188168	2010	US TREASURY STRIP	09/22/2008	269,706.24	.000	08/15/2026	576,000.00	4.285	2511
912833PA2	193259	2000	US TREASURY STRIP	08/18/2009	45,523.25	.000	08/15/2026	100,000.00	4.685	2511
912833PA2	199565	2000	US TREASURY STRIP	08/13/2010	26,882.00	.000	08/15/2026	50,000.00	3.915	2511
912833PA2	200629	2000	US TREASURY STRIP	09/24/2010	55,583.00	.000	08/15/2026	100,000.00	3.730	2511
912833PA2	207496	2000	US TREASURY STRIP	09/23/2011	32,702.00	.000	08/15/2026	50,000.00	2.871	2511
912833PA2	207866	2000	US TREASURY STRIP	10/31/2011	63,816.00	.000	08/15/2026	100,000.00	3.060	2511
912833PA2	207919	2000	US TREASURY STRIP	11/03/2011	31,800.00	.000	08/15/2026	50,000.00	3.085	2511



Run Date: 10/3/2019 12:04:27 PM

Investments Outstanding As Of Date: 9/30/2019

INVENTORY BY MATURITY REPORT

CUSIP	Investment #	Fund	Issuer	Purchase Date	Current Book	Current Rate	Maturity Date	Current Par	YTM	Days to Maturity
912833PA2	211245	2000	US TREASURY STRIP	08/17/2012	35,713.50	.000	08/15/2026	50,000.00	2.419	2511
912833PA2	211305	2000	US TREASURY STRIP	08/22/2012	70,279.00	.000	08/15/2026	100,000.00	2.539	2511
912833PA2	215300	2000	US TREASURY STRIP	08/16/2013	32,384.00	.000	08/15/2026	50,000.00	3.370	2511
912833PA2	215623	2000	US TREASURY STRIP	09/26/2013	32,573.00	.000	08/15/2026	50,000.00	3.353	2511
912833PA2	215887	2000	US TREASURY STRIP	11/01/2013	66,885.00	.000	08/15/2026	100,000.00	3.170	2511
912833PA2	218842	2000	US TREASURY STRIP	08/28/2014	288,496.00	.000	08/15/2026	400,000.00	2.750	2511
912833PA2	219034	2000	US TREASURY STRIP	09/18/2014	70,600.00	.000	08/15/2026	100,000.00	2.945	2511
912833PA2	219295	2000	US TREASURY STRIP	10/17/2014	29,502.80	.000	08/15/2026	40,000.00	2.590	2511
912833PA2	224334	2000	USTREASURYSTRIP	10/08/2015	78,356.00	.000	08/15/2026	100,000.00	2.260	2511
912833PA2	224488	2000	USTREASURYSTRIP	10/22/2015	78,255.00	.000	08/15/2026	100,000.00	2.280	2511
912833PA2	224566	2000	USTREASURYSTRIP	10/29/2015	31,222.80	.000	08/15/2026	40,000.00	2.308	2511
912833PA2	228078	2000	US TREASURY STRI ZERO-% 8	09/23/2016	41,835.50	.000	08/15/2026	50,000.00	1.810	2511
912833PA2	228290	2000	US TREASURY STRI ZERO-% 8	10/14/2016	207,565.00	.000	08/15/2026	250,000.00	1.900	2511
912833PA2	234133	2000	S 0 08-15-26	10/26/2017	32,393.60	.000	08/15/2026	40,000.00	2.410	2511
912833PA2	234157	2000	S 0 08-15-26	10/26/2017	40,492.00	.000	08/15/2026	50,000.00	2.410	2511
912833PA2	234192	2000	S 0 08-15-26	10/27/2017	20,212.25	.000	08/15/2026	25,000.00	2.430	2511
912833PA2	237894	2000	S 0 08-15-26	08/23/2018	95,823.60	.000	08/15/2026	120,000.00	2.840	2511
912833PA2	237922	2000	S 0 08-15-26	08/23/2018	31,966.00	.000	08/15/2026	40,000.00	2.830	2511
912833PA2	237935	2000	S 0 08-15-26	08/23/2018	199,660.00	.000	08/15/2026	250,000.00	2.838	2511
912833PA2	238212	2000	S 0 08-15-26	09/13/2018	31,758.40	.000	08/15/2026	40,000.00	2.934	2511
912833PA2	238687	2000	S 0 08-15-26	10/25/2018	312,552.00	.000	08/15/2026	400,000.00	3.185	2511
912833PA2	242343	2000	S 0 08-15-26	08/19/2019	22,442.50	.000	08/15/2026	25,000.00	1.550	2511
912833PA2	242585	2000	S 0 08-15-26	09/06/2019	90,565.00	.000	08/15/2026	100,000.00	1.433	2511
912833PA2	242665	2000	S 0 08-15-26	09/12/2019	71,687.20	.000	08/15/2026	80,000.00	1.591	2511
912833PA2	242802	2000	S 0 08-15-26	09/23/2019	221,825.00	.000	08/15/2026	250,000.00	1.742	2511
912833PBO	183736	2000	US TREASURY STRIP	12/05/2007	21,105.00	.000	11/15/2026	50,000.00	4.605	2603
912833PBO	183943	2000	US TREASURY STRIP	12/19/2007	42,689.00	.000	11/15/2026	100,000.00	4.553	2603
912833PBO	184233	2000	US TREASURY STRIP	01/10/2008	64,200.00	.000	11/15/2026	150,000.00	4.554	2603
912833PBO	189220	2000	US TREASURY STRIP	11/21/2008	44,605.00	.000	11/15/2026	100,000.00	4.540	2603
912833PBO	189267	2000	US TREASURY STRIP	11/21/2008	2,250.00	.000	11/15/2026	5,000.00	4.490	2603
912833PBO	189965	2000	US TREASURY STRIP	01/12/2009	132,050.00	.000	11/15/2026	250,000.00	3.610	2603
912833PBO	190254	2000	US TREASURY STRIP	02/04/2009	49,718.00	.000	11/15/2026	100,000.00	3.970	2603
912833PBO	194199	2000	US TREASURY STRIP	11/24/2009	46,951.00	.000	11/15/2026	100,000.00	4.504	2603



Run Date: 10/3/2019 12:04:27 PM

Investments Outstanding As Of Date: 9/30/2019

INVENTORY BY MATURITY REPORT

CUSIP	Investment #	Fund	Issuer	Purchase Date	Current Book	Current Rate	Maturity Date	Current Par	YTM	Days to Maturity
912833PBO	194732	2000	US TREASURY STRIP	01/28/2010	23,034.00	.000	11/15/2026	50,000.00	4.668	2603
912833PBO	201938	2000	US TREASURY STRIP	11/17/2010	26,084.00	.000	11/15/2026	50,000.00	4.110	2603
912833PBO	202153	2000	US TREASURY STRIP	11/24/2010	25,675.00	.000	11/15/2026	50,000.00	4.216	2603
912833PBO	203393	2000	US TREASURY STRIP	01/31/2011	48,751.00	.000	11/15/2026	100,000.00	4.603	2603
912833PBO	212195	2000	US TREASURY STRIP	11/30/2012	108,349.50	.000	11/15/2026	150,000.00	2.344	2603
912833PBO	212325	2000	US TREASURY STRIP	12/13/2012	253,270.50	.000	11/15/2026	350,000.00	2.337	2603
912833PBO	212654	2000	US TREASURY STRIP	01/17/2013	35,098.00	.000	11/15/2026	50,000.00	2.576	2603
912833PBO	216074	2000	US TREASURY STRIP	11/21/2013	32,461.00	.000	11/15/2026	50,000.00	3.355	2603
912833PBO	216419	2000	US TREASURY STRIP	01/09/2014	63,370.00	.000	11/15/2026	100,000.00	3.582	2603
912833PBO	219700	2000	US TREASURY STRIP	11/20/2014	180,460.00	.000	11/15/2026	250,000.00	2.738	2603
912833PBO	220249	2000	US TREASURY STRIP	01/09/2015	38,582.00	.000	11/15/2026	50,000.00	2.200	2603
912833PBO	220351	2000	US TREASURY STRIP	01/20/2015	77,161.00	.000	11/15/2026	100,000.00	2.206	2603
912833PBO	220437	2000	US TREASURY STRIP	01/26/2015	78,333.00	.000	11/15/2026	100,000.00	2.080	2603
912833PBO	220458	2000	US TREASURY STRIP	01/26/2015	39,050.50	.000	11/15/2026	50,000.00	2.105	2603
912833PBO	220477	2000	US TREASURY STRIP	01/26/2015	31,245.60	.000	11/15/2026	40,000.00	2.104	2603
912833PBO	220506	2000	US TREASURY STRIP	01/27/2015	195,617.50	.000	11/15/2026	250,000.00	2.090	2603
912833PBO	220610	2000	US TREASURY STRIP	01/29/2015	194,397.50	.000	11/15/2026	250,000.00	2.145	2603
912833PBO	225024	2000	USTREASURYSTRI	12/24/2015	191,855.00	.000	11/15/2026	250,000.00	2.445	2603
912833PBO	225346	2000	USTREASURYSTRI	02/04/2016	78,798.00	.000	11/15/2026	100,000.00	2.223	2603
912833PBO	228575	2000	US TREASURY STRI ZERO-% 1	11/14/2016	15,578.29	.000	11/15/2026	19,000.00	1.995	2603
912833PBO	229121	2000	S 0 11-15-26	01/12/2017	15,556.20	.000	11/15/2026	20,000.00	2.570	2603
912833PBO	229123	2000	S 0 11-15-26	01/12/2017	15,556.20	.000	11/15/2026	20,000.00	2.570	2603
912833PBO	229263	2000	S 0 11-15-26	01/26/2017	194,175.00	.000	11/15/2026	250,000.00	2.595	2603
912833PBO	229409	2000	S 0 11-15-26	02/02/2017	30,918.80	.000	11/15/2026	40,000.00	2.650	2603
912833PBO	234361	2000	S 0 11-15-26	11/16/2017	80,325.00	.000	11/15/2026	100,000.00	2.450	2603
912833PBO	234934	2000	S 0 11-15-26	01/25/2018	31,560.00	.000	11/15/2026	40,000.00	2.710	2603
912833PBO	235060	2000	S 0 11-15-26	02/02/2018	31,442.40	.000	11/15/2026	40,000.00	2.760	2603
912833PC8	184844	2000	US TREASURY STRIP	02/28/2008	3,992.97	.000	02/15/2027	10,000.00	4.900	2695
912833PC8	185234	2000	US TREASURY STRIP	03/27/2008	4,350.00	.000	02/15/2027	10,000.00	4.456	2695
912833PC8	185277	2000	US TREASURY STRIP	03/28/2008	21,736.50	.000	02/15/2027	50,000.00	4.460	2695
912833PC8	185603	2000	US TREASURY STRIP	04/16/2008	21,628.00	.000	02/15/2027	50,000.00	4.500	2695
912803BK8	185625	2000	US TREASURY STRIP (P)	04/16/2008	4,360.00	.000	02/15/2027	10,000.00	4.457	2695
912833PC8	185889	2000	US TREASURY STRIP	04/28/2008	10,477.25	.000	02/15/2027	25,000.00	4.680	2695



Run Date: 10/3/2019 12:04:27 PM

Investments Outstanding As Of Date: 9/30/2019

INVENTORY BY MATURITY REPORT

CUSIP	Investment #	Fund	Issuer	Purchase Date	Current Book	Current Rate	Maturity Date	Current Par	YTM	Days to Maturity
912833PC8	190603	2000	US TREASURY STRIP	02/27/2009	24,864.00	.000	02/15/2027	50,000.00	3.926	2695
912833PC8	190836	2000	US TREASURY STRIP	03/20/2009	24,427.50	.000	02/15/2027	50,000.00	4.040	2695
912833PC8	190960	2000	US TREASURY STRIP	03/30/2009	49,194.00	.000	02/15/2027	100,000.00	4.007	2695
912833PC8	191126	2000	US TREASURY STRIP	04/13/2009	2,550.00	.000	02/15/2027	5,000.00	3.810	2695
912833PC8	191217	2000	US TREASURY STRIP	04/16/2009	24,411.50	.000	02/15/2027	50,000.00	4.061	2695
912833PC8	191864	2000	US TREASURY STRIP	04/24/2009	24,565.00	.000	02/15/2027	50,000.00	4.030	2695
912833PC8	194863	2000	US TREASURY STRIP	02/08/2010	44,608.00	.000	02/15/2027	100,000.00	4.800	2695
912833PC8	195187	2000	US TREASURY STRIP	03/03/2010	22,413.00	.000	02/15/2027	50,000.00	4.789	2695
912833PC8	195394	2000	US TREASURY STRIP	03/12/2010	44,414.00	.000	02/15/2027	100,000.00	4.852	2695
912833PC8	195863	2000	US TREASURY STRIP	04/08/2010	21,881.50	.000	02/15/2027	50,000.00	4.963	2695
912833PC8	196888	2000	US TREASURY STRIP	04/30/2010	22,895.50	.000	02/15/2027	50,000.00	4.705	2695
912833PC8	203862	2000	US TREASURY STRIP	02/28/2011	24,078.50	.000	02/15/2027	50,000.00	4.630	2695
912833PC8	204509	2000	US TREASURY STRIP	04/12/2011	47,823.00	.000	02/15/2027	100,000.00	4.710	2695
912833PC8	205422	2000	US TREASURY STRIP	05/05/2011	50,336.00	.000	02/15/2027	100,000.00	4.397	2695
912833PC8	208705	2000	US TREASURY STRIP	02/16/2012	32,467.00	.000	02/15/2027	50,000.00	2.900	2695
912833PC8	208876	2000	US TREASURY STRIP	03/05/2012	65,416.00	.000	02/15/2027	100,000.00	2.859	2695
912833PC8	209015	2000	US TREASURY STRIP	03/19/2012	30,964.00	.000	02/15/2027	50,000.00	3.240	2695
912833PC8	209140	2000	US TREASURY STRIP	04/05/2012	31,497.00	.000	02/15/2027	50,000.00	3.134	2695
912833PC8	209932	2000	US TREASURY STRIP	04/30/2012	32,691.00	.000	02/15/2027	50,000.00	2.893	2695
912833PC8	213292	2000	US TREASURY STRIP	03/25/2013	34,351.00	.000	02/15/2027	50,000.00	2.720	2695
912833PC8	213364	2000	US TREASURY STRIP	03/28/2013	68,896.00	.000	02/15/2027	100,000.00	2.701	2695
912833PC8	213441	2000	US TREASURY STRIP	04/04/2013	34,935.00	.000	02/15/2027	50,000.00	2.602	2695
912833PC8	213508	2000	US TREASURY STRIP	04/12/2013	71,292.00	.000	02/15/2027	100,000.00	2.459	2695
912833PC8	214260	2000	US TREASURY STRIP	05/02/2013	72,161.00	.000	02/15/2027	100,000.00	2.380	2695
912833PC8	216914	2000	US TREASURY STRIP	03/21/2014	165,117.50	.000	02/15/2027	250,000.00	3.240	2695
912833PC8	220879	2000	US TREASURY STRIP	02/13/2015	30,468.80	.000	02/15/2027	40,000.00	2.280	2695
912833PC8	222353	2000	US TREASURY STRIP	04/30/2015	30,685.60	.000	02/15/2027	40,000.00	2.260	2695
912833PC8	225719	2000	USTREASURYSTRIP	03/17/2016	31,520.00	.000	02/15/2027	40,000.00	2.195	2695
912833PC8	225753	2000	USTREASURYSTRIP	03/17/2016	14,388.48	.000	02/15/2027	18,250.00	2.190	2695
912833PC8	229661	2000	S 0 02-15-27	02/24/2017	40,029.60	.000	02/15/2027	52,000.00	2.640	2695
912833PC8	230021	2000	S 0 02-15-27	03/24/2017	309,256.00	.000	02/15/2027	400,000.00	2.616	2695
912833PC8	230117	2000	S 0 02-15-27	03/30/2017	194,655.00	.000	02/15/2027	250,000.00	2.549	2695
912833PC8	230238	2000	S 0 02-15-27	04/06/2017	39,096.50	.000	02/15/2027	50,000.00	2.510	2695



Run Date: 10/3/2019 12:04:27 PM

Investments Outstanding As Of Date: 9/30/2019

INVENTORY BY MATURITY REPORT

CUSIP	Investment #	Fund	Issuer	Purchase Date	Current Book	Current Rate	Maturity Date	Current Par	YTM	Days to Maturity
912833PC8	230333	2000	S 0 02-15-27	04/17/2017	31,483.60	.000	02/15/2027	40,000.00	2.450	2695
912833PC8	230992	2000	S 0 02-15-27	04/28/2017	196,920.00	.000	02/15/2027	250,000.00	2.450	2695
912833PC8	235201	2000	S 0 02-15-27	02/15/2018	30,869.20	.000	02/15/2027	40,000.00	2.900	2695
912833PC8	235370	2000	S 0 02-15-27	03/01/2018	30,930.80	.000	02/15/2027	40,000.00	2.890	2695
912833PC8	235395	2000	S 0 02-15-27	03/01/2018	30,882.00	.000	02/15/2027	40,000.00	2.908	2695
912833PC8	235455	2000	S 0 02-15-27	03/05/2018	154,022.00	.000	02/15/2027	200,000.00	2.940	2695
912833PC8	235528	2000	S 0 02-15-27	03/08/2018	30,928.00	.000	02/15/2027	40,000.00	2.897	2695
912833PC8	236310	2000	S 0 02-15-27	04/26/2018	30,719.60	.000	02/15/2027	40,000.00	3.020	2695
912833PD6	186340	2010	US TREASURY STRIP	05/22/2008	3,045,578.14	.000	05/15/2027	7,538,000.00	4.832	2784
912833PD6	186426	2000	US TREASURY STRIP	05/27/2008	20,372.50	.000	05/15/2027	50,000.00	4.790	2784
912833PD6	186671	2000	US TREASURY STRIP	06/09/2008	9,998.00	.000	05/15/2027	25,000.00	4.900	2784
912833PD6	187234	2000	US TREASURY STRIP	07/11/2008	4,164.30	.000	05/15/2027	10,000.00	4.703	2784
912833PD6	192222	2000	US TREASURY STRIP	05/13/2009	66,435.00	.000	05/15/2027	150,000.00	4.575	2784
912833PD6	193241	2000	US TREASURY STRIP	08/18/2009	21,864.33	.000	05/15/2027	50,000.00	4.717	2784
912833PD6	197109	2000	US TREASURY STRIP	05/11/2010	144,946.69	.000	05/15/2027	306,000.00	4.441	2784
912833PD6	197201	2000	US TREASURY STRIP	05/14/2010	11,795.50	.000	05/15/2027	25,000.00	4.467	2784
912833PD6	198381	2000	US TREASURY STRIP	06/30/2010	25,454.50	.000	05/15/2027	50,000.00	4.041	2784
912833PD6	198710	2000	US TREASURY STRIP	07/13/2010	50,450.00	.000	05/15/2027	100,000.00	4.104	2784
912833PD6	205481	2000	US TREASURY STRIP	05/09/2011	50,215.00	.000	05/15/2027	100,000.00	4.347	2784
912833PD6	206126	2000	US TREASURY STRIP	06/13/2011	51,998.00	.000	05/15/2027	100,000.00	4.150	2784
912833PD6	206328	2000	US TREASURY STRIP	06/23/2011	25,947.00	.000	05/15/2027	50,000.00	4.170	2784
912833PD6	206378	2000	US TREASURY STRIP	06/27/2011	25,908.00	.000	05/15/2027	50,000.00	4.183	2784
912833PD6	210185	2000	US TREASURY STRIP	05/16/2012	33,482.00	.000	05/15/2027	50,000.00	2.692	2784
912833PD6	210400	2000	US TREASURY STRIP	06/06/2012	35,808.50	.000	05/15/2027	50,000.00	2.247	2784
912833PD6	210606	2000	US TREASURY STRIP	06/25/2012	34,692.00	.000	05/15/2027	50,000.00	2.470	2784
912833PD6	214712	2000	US TREASURY STRIP	06/17/2013	33,134.00	.000	05/15/2027	50,000.00	2.980	2784
912833PD6	218189	2000	US TREASURY STRIP	06/26/2014	33,701.00	.000	05/15/2027	50,000.00	3.085	2784
912833PD6	218222	2000	US TREASURY STRIP	06/27/2014	33,546.00	.000	05/15/2027	50,000.00	3.122	2784
912833PD6	218585	2000	US TREASURY STRIP	07/31/2014	34,509.50	.000	05/15/2027	50,000.00	2.920	2784
912833PD6	222627	2000	US TREASURY STRIP	05/21/2015	183,795.00	.000	05/15/2027	250,000.00	2.584	2784
912833PD6	226880	2000	US TREASURY STRI ZERO-% 5	05/26/2016	95,656.80	.000	05/15/2027	120,000.00	2.077	2784
912833PD6	227320	2000	US TREASURY STRI ZERO-% 5	07/15/2016	41,846.00	.000	05/15/2027	50,000.00	1.650	2784
912833PD6	227503	2000	US TREASURY STRI ZERO-% 5	07/29/2016	33,158.80	.000	05/15/2027	40,000.00	1.745	2784



Run Date: 10/3/2019 12:04:27 PM

Investments Outstanding As Of Date: 9/30/2019

INVENTORY BY MATURITY REPORT

CUSIP	Investment #	Fund	Issuer	Purchase Date	Current Book	Current Rate	Maturity Date	Current Par	YTM	Days to Maturity
912833PD6	227675	2000	US TREASURY STRI ZERO-% 5	08/12/2016	82,775.00	.000	05/15/2027	100,000.00	1.765	2784
912833PD6	231309	2000	S 0 05-15-27	05/11/2017	31,087.20	.000	05/15/2027	40,000.00	2.534	2784
912833PD6	231597	2000	S 0 05-15-27	06/02/2017	31,578.00	.000	05/15/2027	40,000.00	2.390	2784
912833PD6	237036	2000	S 0 05-15-27	06/14/2018	30,644.00	.000	05/15/2027	40,000.00	3.010	2784
912833PD6	237321	2000	S 0 05-15-27	07/06/2018	30,994.80	.000	05/15/2027	40,000.00	2.900	2784
912833PD6	237404	2000	S 0 05-15-27	07/12/2018	30,998.80	.000	05/15/2027	40,000.00	2.904	2784
912833PD6	241260	2000	S 0 05-15-27	05/09/2019	32,828.40	.000	05/15/2027	40,000.00	2.480	2784
912833PD6	241684	2000	S 0 05-15-27	06/21/2019	34,112.00	.000	05/15/2027	40,000.00	2.026	2784
912833PD6	241909	2000	S 0 05-15-27	07/11/2019	34,180.80	.000	05/15/2027	40,000.00	2.014	2784
912833PD6	242040	2000	S 0 05-15-27	07/22/2019	213,250.00	.000	05/15/2027	250,000.00	2.045	2784
912833PD6	242103	2000	S 0 05-15-27	07/26/2019	34,314.80	.000	05/15/2027	40,000.00	1.974	2784
912833PE4	178593	2000	US TREASURY STRIP	10/26/2006	49,154.22	.000	08/15/2027	138,000.00	5.024	2876
912833PE4	188074	2000	US TREASURY STRIP	09/15/2008	21,750.00	.000	08/15/2027	50,000.00	4.449	2876
912833PE4	188169	2010	US TREASURY STRIP	09/22/2008	256,982.40	.000	08/15/2027	576,000.00	4.317	2876
912833PE4	193260	2000	US TREASURY STRIP	08/18/2009	43,702.25	.000	08/15/2027	100,000.00	4.654	2876
912833PE4	199567	2000	US TREASURY STRIP	08/13/2010	25,602.50	.000	08/15/2027	50,000.00	3.975	2876
912833PE4	200630	2000	US TREASURY STRIP	09/24/2010	52,817.00	.000	08/15/2027	100,000.00	3.815	2876
912833PE4	207497	2000	US TREASURY STRIP	09/23/2011	31,345.50	.000	08/15/2027	50,000.00	2.960	2876
912833PE4	207867	2000	US TREASURY STRIP	10/31/2011	61,284.00	.000	08/15/2027	100,000.00	3.125	2876
912833PE4	207920	2000	US TREASURY STRIP	11/03/2011	30,555.00	.000	08/15/2027	50,000.00	3.145	2876
912833PE4	211246	2000	US TREASURY STRIP	08/17/2012	34,342.00	.000	08/15/2027	50,000.00	2.521	2876
912833PE4	211306	2000	US TREASURY STRIP	08/22/2012	67,512.00	.000	08/15/2027	100,000.00	2.640	2876
912833PE4	215301	2000	US TREASURY STRIP	08/16/2013	30,806.50	.000	08/15/2027	50,000.00	3.490	2876
912833PE4	215624	2000	US TREASURY STRIP	09/26/2013	31,071.50	.000	08/15/2027	50,000.00	3.456	2876
912833PE4	215888	2000	US TREASURY STRIP	11/01/2013	63,853.00	.000	08/15/2027	100,000.00	3.280	2876
912833PE4	218843	2000	US TREASURY STRIP	08/28/2014	277,688.00	.000	08/15/2027	400,000.00	2.835	2876
912833PE4	219035	2000	US TREASURY STRIP	09/18/2014	67,800.00	.000	08/15/2027	100,000.00	3.033	2876
912833PE4	219296	2000	US TREASURY STRIP	10/17/2014	28,463.20	.000	08/15/2027	40,000.00	2.670	2876
912833PE4	224335	2000	USTREASURYSTRI	10/08/2015	75,811.00	.000	08/15/2027	100,000.00	2.350	2876
912833PE4	224489	2000	USTREASURYSTRI	10/22/2015	75,613.00	.000	08/15/2027	100,000.00	2.380	2876
912833PE4	224567	2000	USTREASURYSTRI	10/29/2015	30,164.80	.000	08/15/2027	40,000.00	2.407	2876
912833PE4	228079	2000	US TREASURY STRI ZERO-% 8	09/23/2016	40,735.00	.000	08/15/2027	50,000.00	1.890	2876
912833PE4	228291	2000	US TREASURY STRI ZERO-% 8	10/14/2016	202,042.50	.000	08/15/2027	250,000.00	1.975	2876



Run Date: 10/3/2019 12:04:27 PM

Investments Outstanding As Of Date: 9/30/2019

INVENTORY BY MATURITY REPORT

CUSIP	Investment #	Fund	Issuer	Purchase Date	Current Book	Current Rate	Maturity Date	Current Par	YTM	Days to Maturity
912833PE4	234134	2000	S 0 08-15-27	10/26/2017	31,474.00	.000	08/15/2027	40,000.00	2.460	2876
912833PE4	234158	2000	S 0 08-15-27	10/26/2017	39,361.50	.000	08/15/2027	50,000.00	2.455	2876
912833PE4	234193	2000	S 0 08-15-27	10/27/2017	19,634.50	.000	08/15/2027	25,000.00	2.480	2876
912833PE4	237895	2000	S 0 08-15-27	08/23/2018	92,829.60	.000	08/15/2027	120,000.00	2.880	2876
912833PE4	237923	2000	S 0 08-15-27	08/23/2018	30,943.20	.000	08/15/2027	40,000.00	2.880	2876
912833PE4	237936	2000	S 0 08-15-27	08/23/2018	193,395.00	.000	08/15/2027	250,000.00	2.880	2876
912833PE4	238213	2000	S 0 08-15-27	09/13/2018	30,754.80	.000	08/15/2027	40,000.00	2.968	2876
912833PE4	238686	2000	S 0 08-15-27	10/25/2018	301,572.00	.000	08/15/2027	400,000.00	3.233	2876
912833PE4	242344	2000	S 0 08-15-27	08/19/2019	22,046.25	.000	08/15/2027	25,000.00	1.580	2876
912833PE4	242573	2000	S 0 08-15-27	09/06/2019	89,043.00	.000	08/15/2027	100,000.00	1.467	2876
912833PE4	242666	2000	S 0 08-15-27	09/12/2019	70,367.20	.000	08/15/2027	80,000.00	1.626	2876
912833PE4	242803	2000	S 0 08-15-27	09/23/2019	217,430.00	.000	08/15/2027	250,000.00	1.776	2876
31364DKL9	152858	2000	FNMA STRIP	12/11/2001	488,018.16	.000	10/08/2027	2,617,000.00	6.610	2930
912833QB9	189221	2000	US TREASURY STRIP	11/21/2008	42,253.00	.000	11/15/2027	100,000.00	4.590	2968
912833QB9	189268	2000	US TREASURY STRIP	11/21/2008	2,150.00	.000	11/15/2027	5,000.00	4.496	2968
912833QB9	189966	2000	US TREASURY STRIP	01/12/2009	126,822.50	.000	11/15/2027	250,000.00	3.635	2968
912833QB9	190255	2000	US TREASURY STRIP	02/04/2009	47,103.00	.000	11/15/2027	100,000.00	4.050	2968
912833QB9	194200	2000	US TREASURY STRIP	11/24/2009	44,817.00	.000	11/15/2027	100,000.00	4.515	2968
912833QB9	194733	2000	US TREASURY STRIP	01/28/2010	21,877.50	.000	11/15/2027	50,000.00	4.699	2968
912833QB9	201939	2000	US TREASURY STRIP	11/17/2010	24,671.50	.000	11/15/2027	50,000.00	4.200	2968
912833QB9	202155	2000	US TREASURY STRIP	11/24/2010	24,284.50	.000	11/15/2027	50,000.00	4.300	2968
912833QB9	203394	2000	US TREASURY STRIP	01/31/2011	46,118.00	.000	11/15/2027	100,000.00	4.664	2968
912833QB9	212196	2000	US TREASURY STRIP	11/30/2012	104,304.00	.000	11/15/2027	150,000.00	2.444	2968
912833QB9	212326	2000	US TREASURY STRIP	12/13/2012	243,411.00	.000	11/15/2027	350,000.00	2.449	2968
912833QB9	212655	2000	US TREASURY STRIP	01/17/2013	33,669.50	.000	11/15/2027	50,000.00	2.685	2968
912833QB9	216075	2000	US TREASURY STRIP	11/21/2013	30,927.50	.000	11/15/2027	50,000.00	3.465	2968
912833QB9	216420	2000	US TREASURY STRIP	01/09/2014	60,349.00	.000	11/15/2027	100,000.00	3.680	2968
912833QB9	219695	2000	US TREASURY STRIP	11/20/2014	174,025.00	.000	11/15/2027	250,000.00	2.809	2968
912833QB9	220250	2000	US TREASURY STRIP	01/09/2015	37,508.00	.000	11/15/2027	50,000.00	2.250	2968
912833QB9	220352	2000	US TREASURY STRIP	01/20/2015	74,914.00	.000	11/15/2027	100,000.00	2.266	2968
912833QB9	220438	2000	US TREASURY STRIP	01/26/2015	76,148.00	.000	11/15/2027	100,000.00	2.140	2968
912833QB9	220459	2000	US TREASURY STRIP	01/26/2015	37,956.00	.000	11/15/2027	50,000.00	2.165	2968
912833QB9	220478	2000	US TREASURY STRIP	01/26/2015	30,374.40	.000	11/15/2027	40,000.00	2.162	2968



Run Date: 10/3/2019 12:04:27 PM

Investments Outstanding As Of Date: 9/30/2019

INVENTORY BY MATURITY REPORT

CUSIP	Investment #	Fund	Issuer	Purchase Date	Current Book	Current Rate	Maturity Date	Current Par	YTM	Days to Maturity
912833QB9	220507	2000	US TREASURY STRIP	01/27/2015	190,140.00	.000	11/15/2027	250,000.00	2.150	2968
912833QB9	220611	2000	US TREASURY STRIP	01/29/2015	188,975.00	.000	11/15/2027	250,000.00	2.200	2968
912833QB9	225025	2000	USTREASURYSTRIP	12/24/2015	185,802.50	.000	11/15/2027	250,000.00	2.511	2968
912833QB9	225348	2000	USTREASURYSTRIP	02/04/2016	76,466.00	.000	11/15/2027	100,000.00	2.291	2968
912833QB9	228576	2000	US TREASURY STRI ZERO-% 1	11/14/2016	14,327.10	.000	11/15/2027	18,000.00	2.085	2968
912833QB9	229125	2000	S 0 11-15-27	01/12/2017	15,067.00	.000	11/15/2027	20,000.00	2.630	2968
912833QB9	229126	2000	S 0 11-15-27	01/12/2017	15,067.00	.000	11/15/2027	20,000.00	2.630	2968
912833QB9	229264	2000	S 0 11-15-27	01/26/2017	188,025.00	.000	11/15/2027	250,000.00	2.655	2968
912833QB9	229410	2000	S 0 11-15-27	02/02/2017	29,924.00	.000	11/15/2027	40,000.00	2.710	2968
912833QB9	234362	2000	S 0 11-15-27	11/16/2017	78,006.00	.000	11/15/2027	100,000.00	2.500	2968
912833QB9	234951	2000	S 0 11-15-17	01/25/2018	30,632.80	.000	11/15/2027	40,000.00	2.740	2968
912833QB9	235061	2000	S 0 11-15-27	02/02/2018	30,533.20	.000	11/15/2027	40,000.00	2.780	2968
31359YCX3	173965	2000	FNMA STRIP	12/14/2005	163,318.68	.000	01/15/2028	513,000.00	5.250	3029
912833RY8	184845	2000	US TREASURY STRIP	02/28/2008	3,811.70	.000	02/15/2028	10,000.00	4.890	3060
912833RY8	185235	2000	US TREASURY STRIP	03/27/2008	4,145.00	.000	02/15/2028	10,000.00	4.478	3060
912833RY8	185626	2000	US TREASURY STRIP	04/16/2008	4,125.00	.000	02/15/2028	10,000.00	4.515	3060
912833RY8	185890	2000	US TREASURY STRIP	04/28/2008	10,042.25	.000	02/15/2028	25,000.00	4.660	3060
912833RY8	190604	2000	US TREASURY STRIP	02/27/2009	24,675.00	.000	02/15/2028	50,000.00	3.758	3060
912833RY8	190835	2000	US TREASURY STRIP	03/20/2009	23,383.00	.000	02/15/2028	50,000.00	4.060	3060
912833RY8	190961	2000	US TREASURY STRIP	03/30/2009	47,190.00	.000	02/15/2028	100,000.00	4.017	3060
912833RY8	191127	2000	US TREASURY STRIP	04/13/2009	2,450.00	.000	02/15/2028	5,000.00	3.822	3060
912833RY8	191218	2000	US TREASURY STRIP	04/16/2009	23,318.00	.000	02/15/2028	50,000.00	4.091	3060
912833RY8	191865	2000	US TREASURY STRIP	04/24/2009	23,510.00	.000	02/15/2028	50,000.00	4.052	3060
912833RY8	194864	2000	US TREASURY STRIP	02/08/2010	42,392.00	.000	02/15/2028	100,000.00	4.820	3060
912833RY8	195188	2000	US TREASURY STRIP	03/03/2010	21,336.00	.000	02/15/2028	50,000.00	4.800	3060
912833RY8	195395	2000	US TREASURY STRIP	03/12/2010	42,132.00	.000	02/15/2028	100,000.00	4.879	3060
912833RY8	195864	2000	US TREASURY STRIP	04/08/2010	20,752.00	.000	02/15/2028	50,000.00	4.986	3060
912833RY8	196889	2000	US TREASURY STRIP	04/30/2010	21,770.00	.000	02/15/2028	50,000.00	4.727	3060
912833RY8	203863	2000	US TREASURY STRIP	02/28/2011	22,739.50	.000	02/15/2028	50,000.00	4.699	3060
912833RY8	204510	2000	US TREASURY STRIP	04/12/2011	45,348.00	.000	02/15/2028	100,000.00	4.750	3060
912833RY8	205423	2000	US TREASURY STRIP	05/05/2011	47,680.00	.000	02/15/2028	100,000.00	4.463	3060
912833RY8	208706	2000	US TREASURY STRIP	02/16/2012	31,175.00	.000	02/15/2028	50,000.00	2.975	3060
912833RY8	208877	2000	US TREASURY STRIP	03/05/2012	62,889.00	.000	02/15/2028	100,000.00	2.929	3060



Run Date: 10/3/2019 12:04:27 PM

Investments Outstanding As Of Date: 9/30/2019

INVENTORY BY MATURITY REPORT

CUSIP	Investment #	Fund	Issuer	Purchase Date	Current Book	Current Rate	Maturity Date	Current Par	YTM	Days to Maturity
912833RY8	209016	2000	US TREASURY STRIP	03/19/2012	29,611.50	.000	02/15/2028	50,000.00	3.320	3060
912833RY8	209141	2000	US TREASURY STRIP	04/05/2012	30,201.50	.000	02/15/2028	50,000.00	3.203	3060
912833RY8	209933	2000	US TREASURY STRIP	04/30/2012	31,377.00	.000	02/15/2028	50,000.00	2.972	3060
912833RY8	213295	2000	US TREASURY STRIP	03/25/2013	32,899.00	.000	02/15/2028	50,000.00	2.830	3060
912833RY8	213365	2000	US TREASURY STRIP	03/28/2013	66,007.00	.000	02/15/2028	100,000.00	2.810	3060
912833RY8	213442	2000	US TREASURY STRIP	04/04/2013	33,484.00	.000	02/15/2028	50,000.00	2.715	3060
912833RY8	213509	2000	US TREASURY STRIP	04/12/2013	68,518.00	.000	02/15/2028	100,000.00	2.563	3060
912833RY8	214261	2000	US TREASURY STRIP	05/02/2013	69,452.00	.000	02/15/2028	100,000.00	2.480	3060
912833RY8	216915	2000	US TREASURY STRIP	03/21/2014	157,507.50	.000	02/15/2028	250,000.00	3.350	3060
912833RY8	220881	2000	US TREASURY STRIP	02/13/2015	29,518.80	.000	02/15/2028	40,000.00	2.350	3060
912833RY8	222331	2000	US TREASURY STRIP	04/30/2015	29,739.20	.000	02/15/2028	40,000.00	2.330	3060
912833RY8	225721	2000	USTREASURYSTRI	03/17/2016	30,577.20	.000	02/15/2028	40,000.00	2.267	3060
912833RY8	225756	2000	USTREASURYSTRI	03/17/2016	13,962.89	.000	02/15/2028	18,250.00	2.260	3060
912833RY8	229663	2000	S 0 02-15-28	02/24/2017	38,783.16	.000	02/15/2028	52,000.00	2.690	3060
912833RY8	230022	2000	S 0 02-15-28	03/24/2017	299,124.00	.000	02/15/2028	400,000.00	2.685	3060
912833RY8	230119	2000	S 0 02-15-28	03/30/2017	188,612.50	.000	02/15/2028	250,000.00	2.606	3060
912833RY8	230239	2000	S 0 02-15-28	04/06/2017	37,929.50	.000	02/15/2028	50,000.00	2.560	3060
912833RY8	230334	2000	S 0 02-15-28	04/17/2017	30,562.40	.000	02/15/2028	40,000.00	2.500	3060
912833RY8	230993	2000	S 0 02-15-28	04/28/2017	191,160.00	.000	02/15/2028	250,000.00	2.500	3060
912833RY8	235202	2000	S 0 02-15-28	02/15/2018	29,845.60	.000	02/15/2028	40,000.00	2.950	3060
912833RY8	235371	2000	S 0 02-15-28	03/01/2018	29,908.80	.000	02/15/2028	40,000.00	2.940	3060
912833RY8	235396	2000	S 0 02-15-28	03/01/2018	29,842.00	.000	02/15/2028	40,000.00	2.963	3060
912833RY8	235456	2000	S 0 02-15-28	03/05/2018	148,714.00	.000	02/15/2028	200,000.00	3.000	3060
912833RY8	235529	2000	S 0 02-15-28	03/08/2018	29,907.60	.000	02/15/2028	40,000.00	2.946	3060
912833RY8	236311	2000	S 0 02-15-28	04/26/2018	29,726.40	.000	02/15/2028	40,000.00	3.050	3060
912833WQ9	186341	2010	US TREASURY STRIP	05/22/2008	2,914,416.94	.000	05/15/2028	7,538,000.00	4.813	3150
912833WQ9	186672	2000	US TREASURY STRIP	06/09/2008	9,572.00	.000	05/15/2028	25,000.00	4.875	3150
912833WQ9	187235	2000	US TREASURY STRIP	07/11/2008	3,993.00	.000	05/15/2028	10,000.00	4.680	3150
912833WQ9	192224	2000	US TREASURY STRIP	05/13/2009	63,585.00	.000	05/15/2028	150,000.00	4.567	3150
912833WQ9	193242	2000	US TREASURY STRIP	08/18/2009	22,379.83	.000	05/15/2028	50,000.00	4.335	3150
912833WQ9	197110	2000	US TREASURY STRIP	05/11/2010	137,853.61	.000	05/15/2028	306,000.00	4.477	3150
912833WQ9	197202	2000	US TREASURY STRIP	05/14/2010	11,177.00	.000	05/15/2028	25,000.00	4.522	3150
912833WQ9	198382	2000	US TREASURY STRIP	06/30/2010	24,247.50	.000	05/15/2028	50,000.00	4.090	3150



Run Date: 10/3/2019 12:04:27 PM

Investments Outstanding As Of Date: 9/30/2019

INVENTORY BY MATURITY REPORT

CUSIP	Investment #	Fund	Issuer	Purchase Date	Current Book	Current Rate	Maturity Date	Current Par	YTM	Days to Maturity
912833WQ9	198711	2000	US TREASURY STRIP	07/13/2010	48,200.00	.000	05/15/2028	100,000.00	4.133	3150
912833WQ9	205482	2000	US TREASURY STRIP	05/09/2011	47,643.00	.000	05/15/2028	100,000.00	4.405	3150
912833WQ9	206127	2000	US TREASURY STRIP	06/13/2011	49,493.00	.000	05/15/2028	100,000.00	4.200	3150
912833WQ9	206327	2000	US TREASURY STRIP	06/23/2011	24,652.00	.000	05/15/2028	50,000.00	4.230	3150
912833WQ9	206379	2000	US TREASURY STRIP	06/27/2011	24,620.50	.000	05/15/2028	50,000.00	4.240	3150
912833WQ9	210186	2000	US TREASURY STRIP	05/16/2012	32,309.50	.000	05/15/2028	50,000.00	2.748	3150
912833WQ9	210401	2000	US TREASURY STRIP	06/06/2012	34,894.00	.000	05/15/2028	50,000.00	2.269	3150
912833WQ9	210607	2000	US TREASURY STRIP	06/25/2012	33,486.00	.000	05/15/2028	50,000.00	2.539	3150
912833WQ9	214713	2000	US TREASURY STRIP	06/17/2013	31,699.00	.000	05/15/2028	50,000.00	3.080	3150
912833WQ9	218190	2000	US TREASURY STRIP	06/26/2014	32,263.00	.000	05/15/2028	50,000.00	3.180	3150
912833WQ9	218216	2000	US TREASURY STRIP	06/27/2014	32,103.00	.000	05/15/2028	50,000.00	3.217	3150
912833WQ9	218586	2000	US TREASURY STRIP	07/31/2014	33,116.00	.000	05/15/2028	50,000.00	3.010	3150
912833WQ9	222629	2000	US TREASURY STRIP	05/21/2015	177,315.00	.000	05/15/2028	250,000.00	2.663	3150
912833WQ9	226881	2000	US TREASURY STRI ZERO-% 5	05/26/2016	92,816.40	.000	05/15/2028	120,000.00	2.157	3150
912833WQ9	227321	2000	US TREASURY STRI ZERO-% 5	07/15/2016	40,803.00	.000	05/15/2028	50,000.00	1.725	3150
912833WQ9	227504	2000	US TREASURY STRI ZERO-% 5	07/29/2016	32,340.80	.000	05/15/2028	40,000.00	1.810	3150
912833WQ9	227676	2000	US TREASURY STRI ZERO-% 5	08/12/2016	80,672.00	.000	05/15/2028	100,000.00	1.835	3150
912833WQ9	231310	2000	S 0 05-15-28	05/11/2017	30,107.20	.000	05/15/2028	40,000.00	2.597	3150
912833WQ9	231599	2000	S 0 05-15-28	06/02/2017	30,636.80	.000	05/15/2028	40,000.00	2.450	3150
912833WQ9	237037	2000	S 0 05-15-28	06/14/2018	29,684.00	.000	05/15/2028	40,000.00	3.030	3150
912833WQ9	237322	2000	S 0 05-15-28	07/06/2018	30,036.80	.000	05/15/2028	40,000.00	2.927	3150
912833WQ9	237411	2000	S 0 05-15-28	07/12/2018	30,018.00	.000	05/15/2028	40,000.00	2.938	3150
912833WQ9	241261	2000	S 0 05-15-28	05/09/2019	31,886.80	.000	05/15/2028	40,000.00	2.530	3150
912833WQ9	241685	2000	S 0 05-15-28	06/21/2019	33,270.00	.000	05/15/2028	40,000.00	2.081	3150
912833WQ9	241910	2000	S 0 05-15-28	07/11/2019	33,376.80	.000	05/15/2028	40,000.00	2.057	3150
912833WQ9	242041	2000	S 0 05-15-28	07/22/2019	208,012.50	.000	05/15/2028	250,000.00	2.097	3150
912833WQ9	242104	2000	S 0 05-15-28	07/26/2019	33,463.20	.000	05/15/2028	40,000.00	2.037	3150
31359YCY1	173971	2000	FNMA STRIP	12/14/2005	124,161.72	.000	07/15/2028	402,000.00	5.270	3211
912833RZ5	178594	2000	US TREASURY STRIP	10/26/2006	46,993.14	.000	08/15/2028	138,000.00	5.002	3242
912833RZ5	188170	2010	US TREASURY STRIP	09/22/2008	247,104.00	.000	08/15/2028	576,000.00	4.299	3242
912833RZ5	193261	2000	US TREASURY STRIP	08/18/2009	41,670.25	.000	08/15/2028	100,000.00	4.663	3242
912833RZ5	199568	2000	US TREASURY STRIP	08/13/2010	24,355.00	.000	08/15/2028	50,000.00	4.035	3242
912833RZ5	200631	2000	US TREASURY STRIP	09/24/2010	50,193.00	.000	08/15/2028	100,000.00	3.890	3242



Run Date: 10/3/2019 12:04:27 PM

Investments Outstanding As Of Date: 9/30/2019

INVENTORY BY MATURITY REPORT

CUSIP	Investment #	Fund	Issuer	Purchase Date	Current Book	Current Rate	Maturity Date	Current Par	YTM	Days to Maturity
912833RZ5	207498	2000	US TREASURY STRIP	09/23/2011	30,028.50	.000	08/15/2028	50,000.00	3.041	3242
912833RZ5	207868	2000	US TREASURY STRIP	10/31/2011	58,924.00	.000	08/15/2028	100,000.00	3.175	3242
912833RZ5	207921	2000	US TREASURY STRIP	11/03/2011	29,338.50	.000	08/15/2028	50,000.00	3.202	3242
912833RZ5	211247	2000	US TREASURY STRIP	08/17/2012	33,155.50	.000	08/15/2028	50,000.00	2.585	3242
912833RZ5	211307	2000	US TREASURY STRIP	08/22/2012	65,071.00	.000	08/15/2028	100,000.00	2.707	3242
912833RZ5	215302	2000	US TREASURY STRIP	08/16/2013	29,367.00	.000	08/15/2028	50,000.00	3.580	3242
912833RZ5	215626	2000	US TREASURY STRIP	09/26/2013	29,645.50	.000	08/15/2028	50,000.00	3.542	3242
912833RZ5	215889	2000	US TREASURY STRIP	11/01/2013	61,006.00	.000	08/15/2028	100,000.00	3.370	3242
912833RZ5	218844	2000	US TREASURY STRIP	08/28/2014	267,208.00	.000	08/15/2028	400,000.00	2.910	3242
912833RZ5	219036	2000	US TREASURY STRIP	09/18/2014	65,100.00	.000	08/15/2028	100,000.00	3.110	3242
912833RZ5	219298	2000	US TREASURY STRIP	10/17/2014	27,454.80	.000	08/15/2028	40,000.00	2.740	3242
912833RZ5	224322	2000	USTREASURYSTRIP	10/08/2015	73,358.00	.000	08/15/2028	100,000.00	2.425	3242
912833RZ5	224490	2000	USTREASURYSTRIP	10/22/2015	73,193.00	.000	08/15/2028	100,000.00	2.450	3242
912833RZ5	224568	2000	USTREASURYSTRIP	10/29/2015	29,199.60	.000	08/15/2028	40,000.00	2.475	3242
912833RZ5	228080	2000	US TREASURY STRI ZERO-% 8	09/23/2016	39,718.00	.000	08/15/2028	50,000.00	1.945	3242
912833RZ5	228292	2000	US TREASURY STRI ZERO-% 8	10/14/2016	196,607.50	.000	08/15/2028	250,000.00	2.040	3242
912833RZ5	234135	2000	S 0 08-15-28	10/26/2017	30,583.20	.000	08/15/2028	40,000.00	2.500	3242
912833RZ5	234159	2000	S 0 08-15-28	10/26/2017	38,229.00	.000	08/15/2028	50,000.00	2.500	3242
912833RZ5	234194	2000	S 0 08-15-28	10/27/2017	19,075.00	.000	08/15/2028	25,000.00	2.520	3242
912833RZ5	237898	2000	S 0 08-15-28	08/23/2018	89,947.20	.000	08/15/2028	120,000.00	2.910	3242
912833RZ5	237924	2000	S 0 08-15-28	08/23/2018	30,011.60	.000	08/15/2028	40,000.00	2.900	3242
912833RZ5	237937	2000	S 0 08-15-28	08/23/2018	187,427.50	.000	08/15/2028	250,000.00	2.908	3242
912833RZ5	238214	2000	S 0 08-15-28	09/13/2018	29,786.00	.000	08/15/2028	40,000.00	2.994	3242
912833RZ5	238685	2000	S 0 08-15-28	10/25/2018	291,292.00	.000	08/15/2028	400,000.00	3.260	3242
912833RZ5	242345	2000	S 0 08-15-28	08/19/2019	21,663.25	.000	08/15/2028	25,000.00	1.600	3242
912833RZ5	242574	2000	S 0 08-15-28	09/06/2019	87,459.00	.000	08/15/2028	100,000.00	1.504	3242
912833RZ5	242667	2000	S 0 08-15-28	09/12/2019	69,016.80	.000	08/15/2028	80,000.00	1.662	3242
912833RZ5	242804	2000	S 0 08-15-28	09/23/2019	213,037.50	.000	08/15/2028	250,000.00	1.807	3242
3134A4CJ1	173969	2000	FHLMC STRIP	12/14/2005	391,074.72	.000	09/15/2028	1,252,000.00	5.180	3273
912833WR7	189269	2000	US TREASURY STRIP	11/21/2008	2,100.00	.000	11/15/2028	5,000.00	4.389	3334
912833WR7	194201	2000	US TREASURY STRIP	11/24/2009	42,737.00	.000	11/15/2028	100,000.00	4.531	3334
912833WR7	194734	2000	US TREASURY STRIP	01/28/2010	20,819.50	.000	11/15/2028	50,000.00	4.716	3334
912833WR7	201940	2000	US TREASURY STRIP	11/17/2010	23,377.00	.000	11/15/2028	50,000.00	4.270	3334



Run Date: 10/3/2019 12:04:27 PM

Investments Outstanding As Of Date: 9/30/2019

INVENTORY BY MATURITY REPORT

CUSIP	Investment #	Fund	Issuer	Purchase Date	Current Book	Current Rate	Maturity Date	Current Par	YTM	Days to Maturity
912833WR7	202156	2000	US TREASURY STRIP	11/24/2010	23,077.00	.000	11/15/2028	50,000.00	4.348	3334
912833WR7	203395	2000	US TREASURY STRIP	01/31/2011	43,735.00	.000	11/15/2028	100,000.00	4.704	3334
912833WR7	212197	2000	US TREASURY STRIP	11/30/2012	100,618.50	.000	11/15/2028	150,000.00	2.518	3334
912833WR7	212327	2000	US TREASURY STRIP	12/13/2012	234,944.50	.000	11/15/2028	350,000.00	2.519	3334
912833WR7	212656	2000	US TREASURY STRIP	01/17/2013	32,371.50	.000	11/15/2028	50,000.00	2.766	3334
912833WR7	216076	2000	US TREASURY STRIP	11/21/2013	29,533.00	.000	11/15/2028	50,000.00	3.545	3334
912833WR7	216421	2000	US TREASURY STRIP	01/09/2014	57,622.00	.000	11/15/2028	100,000.00	3.747	3334
912833WR7	219696	2000	US TREASURY STRIP	11/20/2014	167,887.50	.000	11/15/2028	250,000.00	2.867	3334
912833WR7	220251	2000	US TREASURY STRIP	01/09/2015	36,428.00	.000	11/15/2028	50,000.00	2.300	3334
912833WR7	220353	2000	US TREASURY STRIP	01/20/2015	72,720.00	.000	11/15/2028	100,000.00	2.319	3334
912833WR7	220440	2000	US TREASURY STRIP	01/26/2015	73,835.00	.000	11/15/2028	100,000.00	2.210	3334
912833WR7	220460	2000	US TREASURY STRIP	01/26/2015	36,834.50	.000	11/15/2028	50,000.00	2.227	3334
912833WR7	220480	2000	US TREASURY STRIP	01/26/2015	29,477.60	.000	11/15/2028	40,000.00	2.224	3334
912833WR7	220508	2000	US TREASURY STRIP	01/27/2015	184,852.50	.000	11/15/2028	250,000.00	2.200	3334
912833WR7	220612	2000	US TREASURY STRIP	01/29/2015	183,205.00	.000	11/15/2028	250,000.00	2.266	3334
912833WR7	225026	2000	USTREASURYSTRIP	12/24/2015	179,707.50	.000	11/15/2028	250,000.00	2.577	3334
912833WR7	225349	2000	USTREASURYSTRIP	02/04/2016	73,937.00	.000	11/15/2028	100,000.00	2.377	3334
912833WR7	228577	2000	US TREASURY STRI ZERO-% 1	11/14/2016	13,946.58	.000	11/15/2028	18,000.00	2.137	3334
912833WR7	229128	2000	S 0 11-15-28	01/12/2017	14,592.80	.000	11/15/2028	20,000.00	2.680	3334
912833WR7	229129	2000	S 0 11-15-28	01/12/2017	14,592.80	.000	11/15/2028	20,000.00	2.680	3334
912833WR7	229265	2000	S 0 11-15-28	01/26/2017	182,175.00	.000	11/15/2028	250,000.00	2.700	3334
912833WR7	229411	2000	S 0 11-15-28	02/02/2017	28,960.40	.000	11/15/2028	40,000.00	2.760	3334
912833WR7	234363	2000	S 0 11-15-28	11/16/2017	75,762.00	.000	11/15/2028	100,000.00	2.540	3334
912833WR7	234935	2000	S 0 11-15-28	01/25/2018	29,747.20	.000	11/15/2028	40,000.00	2.760	3334
912833WR7	235062	2000	S 0 11-15-28	02/02/2018	29,607.20	.000	11/15/2028	40,000.00	2.810	3334
31359YCZ8	173966	2000	FNMA STRIP	12/14/2005	155,772.45	.000	01/15/2029	513,000.00	5.230	3395
912833XN5	184846	2000	US TREASURY STRIP	02/28/2008	3,646.82	.000	02/15/2029	10,000.00	4.870	3426
912833XN5	185236	2000	US TREASURY STRIP	03/27/2008	4,000.00	.000	02/15/2029	10,000.00	4.435	3426
912833XN5	185627	2000	US TREASURY STRIP	04/16/2008	3,990.00	.000	02/15/2029	10,000.00	4.459	3426
912833XN5	185891	2000	US TREASURY STRIP	04/28/2008	9,590.25	.000	02/15/2029	25,000.00	4.660	3426
912833XN5	191128	2000	US TREASURY STRIP	04/13/2009	2,350.00	.000	02/15/2029	5,000.00	3.841	3426
912833XN5	194865	2000	US TREASURY STRIP	02/08/2010	40,420.00	.000	02/15/2029	100,000.00	4.820	3426
912833XN5	195189	2000	US TREASURY STRIP	03/03/2010	21,321.50	.000	02/15/2029	50,000.00	4.547	3426



Run Date: 10/3/2019 12:04:27 PM

Investments Outstanding As Of Date: 9/30/2019

INVENTORY BY MATURITY REPORT

CUSIP	Investment #	Fund	Issuer	Purchase Date	Current Book	Current Rate	Maturity Date	Current Par	YTM	Days to Maturity
912833XN5	195396	2000	US TREASURY STRIP	03/12/2010	40,031.00	.000	02/15/2029	100,000.00	4.895	3426
912833XN5	195865	2000	US TREASURY STRIP	04/08/2010	19,674.00	.000	02/15/2029	50,000.00	5.008	3426
912833XN5	196890	2000	US TREASURY STRIP	04/30/2010	20,728.50	.000	02/15/2029	50,000.00	4.740	3426
912833XN5	203864	2000	US TREASURY STRIP	02/28/2011	21,484.00	.000	02/15/2029	50,000.00	4.758	3426
912833XN5	204511	2000	US TREASURY STRIP	04/12/2011	42,819.00	.000	02/15/2029	100,000.00	4.810	3426
912833XN5	205424	2000	US TREASURY STRIP	05/05/2011	45,195.00	.000	02/15/2029	100,000.00	4.517	3426
912833XN5	208707	2000	US TREASURY STRIP	02/16/2012	30,015.50	.000	02/15/2029	50,000.00	3.025	3426
912833XN5	208878	2000	US TREASURY STRIP	03/05/2012	60,629.00	.000	02/15/2029	100,000.00	2.974	3426
912833XN5	209017	2000	US TREASURY STRIP	03/19/2012	28,462.50	.000	02/15/2029	50,000.00	3.360	3426
912833XN5	209142	2000	US TREASURY STRIP	04/05/2012	29,073.00	.000	02/15/2029	50,000.00	3.241	3426
912833XN5	209934	2000	US TREASURY STRIP	04/30/2012	30,194.00	.000	02/15/2029	50,000.00	3.026	3426
912833XN5	213296	2000	US TREASURY STRIP	03/25/2013	31,539.50	.000	02/15/2029	50,000.00	2.920	3426
912833XN5	213366	2000	US TREASURY STRIP	03/28/2013	63,263.00	.000	02/15/2029	100,000.00	2.903	3426
912833XN5	213443	2000	US TREASURY STRIP	04/04/2013	32,116.50	.000	02/15/2029	50,000.00	2.809	3426
912833XN5	213510	2000	US TREASURY STRIP	04/12/2013	65,831.00	.000	02/15/2029	100,000.00	2.656	3426
912833XN5	214262	2000	US TREASURY STRIP	05/02/2013	66,921.00	.000	02/15/2029	100,000.00	2.560	3426
912833XN5	216916	2000	US TREASURY STRIP	03/21/2014	150,362.50	.000	02/15/2029	250,000.00	3.440	3426
912833XN5	220882	2000	US TREASURY STRIP	02/13/2015	28,678.00	.000	02/15/2029	40,000.00	2.390	3426
912833XN5	222332	2000	US TREASURY STRIP	04/30/2015	28,782.00	.000	02/15/2029	40,000.00	2.400	3426
912833XN5	225724	2000	USTREASURYSTRIP	03/17/2016	29,622.80	.000	02/15/2029	40,000.00	2.339	3426
912833XN5	225758	2000	USTREASURYSTRIP	03/17/2016	13,531.10	.000	02/15/2029	18,250.00	2.330	3426
912833XN5	229665	2000	S 0 02-15-29	02/24/2017	37,537.76	.000	02/15/2029	52,000.00	2.740	3426
912833XN5	230023	2000	S 0 02-15-29	03/24/2017	289,192.00	.000	02/15/2029	400,000.00	2.745	3426
912833XN5	230120	2000	S 0 02-15-29	03/30/2017	182,500.00	.000	02/15/2029	250,000.00	2.666	3426
912833XN5	230240	2000	S 0 02-15-29	04/06/2017	36,675.00	.000	02/15/2029	50,000.00	2.630	3426
912833XN5	230335	2000	S 0 02-15-29	04/17/2017	29,604.00	.000	02/15/2029	40,000.00	2.560	3426
912833XN5	230994	2000	S 0 02-15-29	04/28/2017	185,170.00	.000	02/15/2029	250,000.00	2.560	3426
912833XN5	235184	2000	S 0 02-15-29	02/15/2018	28,921.20	.000	02/15/2029	40,000.00	2.970	3426
912833XN5	235372	2000	S 0 02-15-29	03/01/2018	28,954.40	.000	02/15/2029	40,000.00	2.970	3426
912833XN5	235397	2000	S 0 02-15-29	03/01/2018	28,893.20	.000	02/15/2029	40,000.00	2.990	3426
912833XN5	235457	2000	S 0 02-15-29	03/05/2018	144,102.00	.000	02/15/2029	200,000.00	3.016	3426
912833XN5	235530	2000	S 0 02-15-29	03/08/2018	28,961.60	.000	02/15/2029	40,000.00	2.973	3426
912833XN5	236312	2000	S 0 02-15-29	04/26/2018	28,809.20	.000	02/15/2029	40,000.00	3.060	3426



Run Date: 10/3/2019 12:04:27 PM

Investments Outstanding As Of Date: 9/30/2019

INVENTORY BY MATURITY REPORT

CUSIP	Investment #	Fund	Issuer	Purchase Date	Current Book	Current Rate	Maturity Date	Current Par	YTM	Days to Maturity
912833XS4	186343	2010	US TREASURY STRIP	05/22/2008	2,772,174.88	.000	05/15/2029	7,538,000.00	4.825	3515
912833XS4	186673	2000	US TREASURY STRIP	06/09/2008	9,140.50	.000	05/15/2029	25,000.00	4.865	3515
912833XS4	187236	2000	US TREASURY STRIP	07/11/2008	3,824.10	.000	05/15/2029	10,000.00	4.665	3515
912833XS4	197112	2000	US TREASURY STRIP	05/11/2010	131,543.89	.000	05/15/2029	306,000.00	4.490	3515
912833XS4	197204	2000	US TREASURY STRIP	05/14/2010	10,619.00	.000	05/15/2029	25,000.00	4.557	3515
912833XS4	198383	2000	US TREASURY STRIP	06/30/2010	23,037.00	.000	05/15/2029	50,000.00	4.148	3515
912833XS4	198712	2000	US TREASURY STRIP	07/13/2010	45,800.00	.000	05/15/2029	100,000.00	4.188	3515
912833XS4	205483	2000	US TREASURY STRIP	05/09/2011	45,223.00	.000	05/15/2029	100,000.00	4.453	3515
912833XS4	206128	2000	US TREASURY STRIP	06/13/2011	46,816.00	.000	05/15/2029	100,000.00	4.280	3515
912833XS4	206326	2000	US TREASURY STRIP	06/23/2011	23,435.00	.000	05/15/2029	50,000.00	4.280	3515
912833XS4	206381	2000	US TREASURY STRIP	06/27/2011	23,374.50	.000	05/15/2029	50,000.00	4.297	3515
912833XS4	210187	2000	US TREASURY STRIP	05/16/2012	31,146.00	.000	05/15/2029	50,000.00	2.804	3515
912833XS4	210402	2000	US TREASURY STRIP	06/06/2012	33,823.50	.000	05/15/2029	50,000.00	2.321	3515
912833XS4	210608	2000	US TREASURY STRIP	06/25/2012	32,418.00	.000	05/15/2029	50,000.00	2.582	3515
912833XS4	214714	2000	US TREASURY STRIP	06/17/2013	30,314.50	.000	05/15/2029	50,000.00	3.170	3515
912833XS4	218191	2000	US TREASURY STRIP	06/26/2014	30,919.50	.000	05/15/2029	50,000.00	3.255	3515
912833XS4	218217	2000	US TREASURY STRIP	06/27/2014	30,768.50	.000	05/15/2029	50,000.00	3.289	3515
912833XS4	218587	2000	US TREASURY STRIP	07/31/2014	31,815.00	.000	05/15/2029	50,000.00	3.080	3515
912833XS4	222631	2000	US TREASURY STRIP	05/21/2015	170,645.00	.000	05/15/2029	250,000.00	2.750	3515
912833XS4	226882	2000	US TREASURY STRI ZERO-% 5	05/26/2016	90,230.40	.000	05/15/2029	120,000.00	2.210	3515
912833XS4	227322	2000	US TREASURY STRI ZERO-% 5	07/15/2016	39,854.00	.000	05/15/2029	50,000.00	1.775	3515
912833XS4	227505	2000	US TREASURY STRI ZERO-% 5	07/29/2016	31,562.40	.000	05/15/2029	40,000.00	1.860	3515
912833XS4	227677	2000	US TREASURY STRI ZERO-% 5	08/12/2016	78,862.00	.000	05/15/2029	100,000.00	1.870	3515
912833XS4	231311	2000	S 0 05-15-29	05/11/2017	29,104.80	.000	05/15/2029	40,000.00	2.665	3515
912833XS4	231601	2000	S 0 05-15-29	06/02/2017	29,688.80	.000	05/15/2029	40,000.00	2.510	3515
912833XS4	237038	2000	S 0 05-15-29	06/14/2018	28,742.40	.000	05/15/2029	40,000.00	3.050	3515
912833XS4	237323	2000	S 0 05-15-29	07/06/2018	29,140.00	.000	05/15/2029	40,000.00	2.939	3515
912833XS4	237415	2000	S 0 05-15-29	07/12/2018	29,154.40	.000	05/15/2029	40,000.00	2.938	3515
912833XS4	241262	2000	S 0 05-15-29	05/09/2019	31,002.80	.000	05/15/2029	40,000.00	2.560	3515
912833XS4	241686	2000	S 0 05-15-29	06/21/2019	32,438.80	.000	05/15/2029	40,000.00	2.128	3515
912833XS4	241911	2000	S 0 05-15-29	07/11/2019	32,564.00	.000	05/15/2029	40,000.00	2.100	3515
912833XS4	242038	2000	S 0 05-15-29	07/22/2019	202,697.50	.000	05/15/2029	250,000.00	2.148	3515
912833XS4	242105	2000	S 0 05-15-29	07/26/2019	32,629.60	.000	05/15/2029	40,000.00	2.088	3515



Run Date: 10/3/2019 12:04:27 PM

Investments Outstanding As Of Date: 9/30/2019

INVENTORY BY MATURITY REPORT

CUSIP	Investment #	Fund	Issuer	Purchase Date	Current Book	Current Rate	Maturity Date	Current Par	YTM	Days to Maturity
912833XP0	178595	2000	US TREASURY STRIP	10/26/2006	44,867.94	.000	08/15/2029	138,000.00	4.988	3607
912833XP0	188171	2010	US TREASURY STRIP	09/22/2008	237,248.64	.000	08/15/2029	576,000.00	4.290	3607
912833XP0	199569	2000	US TREASURY STRIP	08/13/2010	23,141.00	.000	08/15/2029	50,000.00	4.095	3607
912833XP0	200632	2000	US TREASURY STRIP	09/24/2010	47,851.00	.000	08/15/2029	100,000.00	3.940	3607
912833XP0	207499	2000	US TREASURY STRIP	09/23/2011	28,792.50	.000	08/15/2029	50,000.00	3.108	3607
912833XP0	207869	2000	US TREASURY STRIP	10/31/2011	56,550.00	.000	08/15/2029	100,000.00	3.230	3607
912833XP0	207922	2000	US TREASURY STRIP	11/03/2011	28,163.50	.000	08/15/2029	50,000.00	3.254	3607
912833XP0	211248	2000	US TREASURY STRIP	08/17/2012	32,050.50	.000	08/15/2029	50,000.00	2.634	3607
912833XP0	211308	2000	US TREASURY STRIP	08/22/2012	62,827.00	.000	08/15/2029	100,000.00	2.756	3607
912833XP0	215303	2000	US TREASURY STRIP	08/16/2013	28,077.00	.000	08/15/2029	50,000.00	3.640	3607
912833XP0	215627	2000	US TREASURY STRIP	09/26/2013	28,280.50	.000	08/15/2029	50,000.00	3.620	3607
912833XP0	215890	2000	US TREASURY STRIP	11/01/2013	58,272.00	.000	08/15/2029	100,000.00	3.450	3607
912833XP0	218845	2000	US TREASURY STRIP	08/28/2014	257,308.00	.000	08/15/2029	400,000.00	2.970	3607
912833XP0	219037	2000	US TREASURY STRIP	09/18/2014	62,500.00	.000	08/15/2029	100,000.00	3.178	3607
912833XP0	219297	2000	US TREASURY STRIP	10/17/2014	26,503.60	.000	08/15/2029	40,000.00	2.795	3607
912833XP0	224323	2000	USTREASURYSTRIP	10/08/2015	70,977.00	.000	08/15/2029	100,000.00	2.490	3607
912833XP0	224491	2000	USTREASURYSTRIP	10/22/2015	70,753.00	.000	08/15/2029	100,000.00	2.520	3607
912833XP0	224569	2000	USTREASURYSTRIP	10/29/2015	28,246.80	.000	08/15/2029	40,000.00	2.538	3607
912833XP0	228081	2000	US TREASURY STRI ZERO-% 8	09/23/2016	38,585.50	.000	08/15/2029	50,000.00	2.020	3607
912833XP0	228293	2000	US TREASURY STRI ZERO-% 8	10/14/2016	191,315.00	.000	08/15/2029	250,000.00	2.095	3607
912833XP0	234136	2000	S 0 08-15-29	10/26/2017	29,693.60	.000	08/15/2029	40,000.00	2.540	3607
912833XP0	234160	2000	S 0 08-15-29	10/26/2017	37,117.00	.000	08/15/2029	50,000.00	2.540	3607
912833XP0	234195	2000	S 0 08-15-29	10/27/2017	18,516.75	.000	08/15/2029	25,000.00	2.560	3607
912833XP0	237897	2000	S 0 08-15-29	08/23/2018	87,290.40	.000	08/15/2029	120,000.00	2.920	3607
912833XP0	237925	2000	S 0 08-15-29	08/23/2018	29,096.80	.000	08/15/2029	40,000.00	2.920	3607
912833XP0	237938	2000	S 0 08-15-29	08/23/2018	181,762.50	.000	08/15/2029	250,000.00	2.925	3607
912833XP0	238216	2000	S 0 08-15-29	09/13/2018	28,864.00	.000	08/15/2029	40,000.00	3.010	3607
912833XP0	238684	2000	S 0 08-15-29	10/25/2018	281,484.00	.000	08/15/2029	400,000.00	3.278	3607
912833XP0	242346	2000	S 0 08-15-29	08/19/2019	21,257.50	.000	08/15/2029	25,000.00	1.630	3607
912833XP0	242575	2000	S 0 08-15-29	09/06/2019	85,823.00	.000	08/15/2029	100,000.00	1.544	3607
912833XP0	242668	2000	S 0 08-15-29	09/12/2019	67,631.20	.000	08/15/2029	80,000.00	1.700	3607
912833XP0	242805	2000	S 0 08-15-29	09/23/2019	208,440.00	.000	08/15/2029	250,000.00	1.846	3607
912833XT2	189270	2000	US TREASURY STRIP	11/21/2008	2,012.50	.000	11/15/2029	5,000.00	4.384	3699



Run Date: 10/3/2019 12:04:27 PM

Investments Outstanding As Of Date: 9/30/2019

INVENTORY BY MATURITY REPORT

CUSIP	Investment #	Fund	Issuer	Purchase Date	Current Book	Current Rate	Maturity Date	Current Par	YTM	Days to Maturity
912833XT2	201941	2000	US TREASURY STRIP	11/17/2010	22,038.00	.000	11/15/2029	50,000.00	4.360	3699
912833XT2	202157	2000	US TREASURY STRIP	11/24/2010	21,799.50	.000	11/15/2029	50,000.00	4.423	3699
912833XT2	203396	2000	US TREASURY STRIP	01/31/2011	41,397.00	.000	11/15/2029	100,000.00	4.750	3699
912833XT2	212198	2000	US TREASURY STRIP	11/30/2012	97,201.50	.000	11/15/2029	150,000.00	2.575	3699
912833XT2	212328	2000	US TREASURY STRIP	12/13/2012	227,090.50	.000	11/15/2029	350,000.00	2.573	3699
912833XT2	212657	2000	US TREASURY STRIP	01/17/2013	31,166.50	.000	11/15/2029	50,000.00	2.829	3699
912833XT2	216077	2000	US TREASURY STRIP	11/21/2013	28,157.50	.000	11/15/2029	50,000.00	3.625	3699
912833XT2	216422	2000	US TREASURY STRIP	01/09/2014	54,936.00	.000	11/15/2029	100,000.00	3.816	3699
912833XT2	219698	2000	US TREASURY STRIP	11/20/2014	162,167.50	.000	11/15/2029	250,000.00	2.909	3699
912833XT2	220252	2000	US TREASURY STRIP	01/09/2015	35,448.00	.000	11/15/2029	50,000.00	2.330	3699
912833XT2	220354	2000	US TREASURY STRIP	01/20/2015	70,649.00	.000	11/15/2029	100,000.00	2.359	3699
912833XT2	220442	2000	US TREASURY STRIP	01/26/2015	71,914.00	.000	11/15/2029	100,000.00	2.240	3699
912833XT2	220461	2000	US TREASURY STRIP	01/26/2015	35,838.50	.000	11/15/2029	50,000.00	2.263	3699
912833XT2	220481	2000	US TREASURY STRIP	01/26/2015	28,673.20	.000	11/15/2029	40,000.00	2.262	3699
912833XT2	220509	2000	US TREASURY STRIP	01/27/2015	179,532.50	.000	11/15/2029	250,000.00	2.250	3699
912833XT2	220613	2000	US TREASURY STRIP	01/29/2015	178,337.50	.000	11/15/2029	250,000.00	2.297	3699
912833XT2	225027	2000	USTREASURYSTRI	12/24/2015	174,040.00	.000	11/15/2029	250,000.00	2.624	3699
912833XT2	225330	2000	USTREASURYSTRI	02/04/2016	71,526.00	.000	11/15/2029	100,000.00	2.447	3699
912833XT2	228578	2000	US TREASURY STRI ZERO-% 1	11/14/2016	14,310.23	.000	11/15/2029	19,000.00	2.192	3699
912833XT2	229130	2000	S 0 11-15-29	01/12/2017	14,155.60	.000	11/15/2029	20,000.00	2.710	3699
912833XT2	229131	2000	S 0 11-15-29	01/12/2017	14,155.60	.000	11/15/2029	20,000.00	2.710	3699
912833XT2	229277	2000	S 0 11-15-29	01/26/2017	176,237.50	.000	11/15/2029	250,000.00	2.750	3699
912833XT2	229412	2000	S 0 11-15-29	02/02/2017	28,035.60	.000	11/15/2029	40,000.00	2.800	3699
912833XT2	234364	2000	S 0 11-15-29	11/16/2017	73,525.00	.000	11/15/2029	100,000.00	2.580	3699
912833XT2	234936	2000	S 0 11-15-29	01/25/2018	28,875.60	.000	11/15/2029	40,000.00	2.780	3699
912833XT2	235063	2000	S 0 11-15-29	02/02/2018	28,725.60	.000	11/15/2029	40,000.00	2.830	3699
31359YDB0	173967	2000	FMNA STRIP	12/14/2005	149,678.01	.000	01/15/2030	513,000.00	5.180	3760
912833XX3	184847	2000	US TREASURY STRIP	02/28/2008	3,482.97	.000	02/15/2030	10,000.00	4.860	3791
912833XX3	185237	2000	US TREASURY STRIP	03/27/2008	3,800.00	.000	02/15/2030	10,000.00	4.470	3791
912833XX3	185628	2000	US TREASURY STRIP	04/16/2008	3,800.00	.000	02/15/2030	10,000.00	4.481	3791
912833XX3	185892	2000	US TREASURY STRIP	04/28/2008	9,217.25	.000	02/15/2030	25,000.00	4.630	3791
912833XX3	191130	2000	US TREASURY STRIP	04/13/2009	2,250.00	.000	02/15/2030	5,000.00	3.868	3791
912833XX3	203865	2000	US TREASURY STRIP	02/28/2011	20,308.00	.000	02/15/2030	50,000.00	4.808	3791



Run Date: 10/3/2019 12:04:27 PM

Investments Outstanding As Of Date: 9/30/2019

INVENTORY BY MATURITY REPORT

CUSIP	Investment #	Fund	Issuer	Purchase Date	Current Book	Current Rate	Maturity Date	Current Par	YTM	Days to Maturity
912833XX3	204512	2000	US TREASURY STRIP	04/12/2011	40,681.00	.000	02/15/2030	100,000.00	4.830	3791
912833XX3	205425	2000	US TREASURY STRIP	05/05/2011	42,849.00	.000	02/15/2030	100,000.00	4.564	3791
912833XX3	208708	2000	US TREASURY STRIP	02/16/2012	28,921.50	.000	02/15/2030	50,000.00	3.065	3791
912833XX3	208879	2000	US TREASURY STRIP	03/05/2012	58,409.00	.000	02/15/2030	100,000.00	3.018	3791
912833XX3	209018	2000	US TREASURY STRIP	03/19/2012	27,336.50	.000	02/15/2030	50,000.00	3.400	3791
912833XX3	209143	2000	US TREASURY STRIP	04/05/2012	27,946.50	.000	02/15/2030	50,000.00	3.283	3791
912833XX3	209935	2000	US TREASURY STRIP	04/30/2012	29,070.50	.000	02/15/2030	50,000.00	3.071	3791
912833XX3	213297	2000	US TREASURY STRIP	03/25/2013	30,283.50	.000	02/15/2030	50,000.00	2.990	3791
912833XX3	213367	2000	US TREASURY STRIP	03/28/2013	60,753.00	.000	02/15/2030	100,000.00	2.973	3791
912833XX3	213444	2000	US TREASURY STRIP	04/04/2013	30,856.50	.000	02/15/2030	50,000.00	2.882	3791
912833XX3	213511	2000	US TREASURY STRIP	04/12/2013	63,428.00	.000	02/15/2030	100,000.00	2.721	3791
912833XX3	214263	2000	US TREASURY STRIP	05/02/2013	64,274.00	.000	02/15/2030	100,000.00	2.650	3791
912833XX3	216917	2000	US TREASURY STRIP	03/21/2014	143,740.00	.000	02/15/2030	250,000.00	3.510	3791
912833XX3	220883	2000	US TREASURY STRIP	02/13/2015	27,839.20	.000	02/15/2030	40,000.00	2.430	3791
912833XX3	222333	2000	US TREASURY STRIP	04/30/2015	27,898.80	.000	02/15/2030	40,000.00	2.450	3791
912833XX3	225726	2000	USTREASURYSTRI	03/17/2016	28,864.80	.000	02/15/2030	40,000.00	2.358	3791
912833XX3	225761	2000	USTREASURYSTRI	03/17/2016	13,166.83	.000	02/15/2030	18,250.00	2.360	3791
912833XX3	229666	2000	S 0 02-15-30	02/24/2017	36,343.84	.000	02/15/2030	52,000.00	2.780	3791
912833XX3	230024	2000	S 0 02-15-30	03/24/2017	279,628.00	.000	02/15/2030	400,000.00	2.795	3791
912833XX3	230116	2000	S 0 02-15-30	03/30/2017	176,715.00	.000	02/15/2030	250,000.00	2.711	3791
912833XX3	230222	2000	S 0 02-15-30	04/06/2017	35,593.00	.000	02/15/2030	50,000.00	2.660	3791
912833XX3	230336	2000	S 0 02-15-30	04/17/2017	28,751.20	.000	02/15/2030	40,000.00	2.590	3791
912833XX3	230976	2000	S 0 02-15-30	04/28/2017	179,835.00	.000	02/15/2030	250,000.00	2.590	3791
912833XX3	235203	2000	S 0 02-15-30	02/15/2018	27,981.60	.000	02/15/2030	40,000.00	3.000	3791
912833XX3	235373	2000	S 0 02-15-30	03/01/2018	28,047.20	.000	02/15/2030	40,000.00	2.990	3791
912833XX3	235398	2000	S 0 02-15-30	03/01/2018	27,962.80	.000	02/15/2030	40,000.00	3.016	3791
912833XX3	235458	2000	S 0 02-15-30	03/05/2018	139,392.00	.000	02/15/2030	200,000.00	3.044	3791
912833XX3	235531	2000	S 0 02-15-30	03/08/2018	28,020.80	.000	02/15/2030	40,000.00	3.003	3791
912833XX3	236313	2000	S 0 02-15-30	04/26/2018	27,882.80	.000	02/15/2030	40,000.00	3.080	3791
31359YEA1	173972	2000	FNMA STRIP	12/14/2005	446,896.72	.000	05/15/2030	1,558,000.00	5.180	3880
912833XU9	186344	2010	US TREASURY STRIP	05/22/2008	2,669,356.56	.000	05/15/2030	7,538,000.00	4.779	3880
912833XU9	186674	2000	US TREASURY STRIP	06/09/2008	8,796.00	.000	05/15/2030	25,000.00	4.820	3880
912833XU9	187237	2000	US TREASURY STRIP	07/11/2008	3,685.50	.000	05/15/2030	10,000.00	4.622	3880



Run Date: 10/3/2019 12:04:27 PM

Investments Outstanding As Of Date: 9/30/2019

INVENTORY BY MATURITY REPORT

CUSIP	Investment #	Fund	Issuer	Purchase Date	Current Book	Current Rate	Maturity Date	Current Par	YTM	Days to Maturity
912833XU9	197113	2000	US TREASURY STRIP	05/11/2010	125,451.43	.000	05/15/2030	306,000.00	4.506	3880
912833XU9	197205	2000	US TREASURY STRIP	05/14/2010	10,115.50	.000	05/15/2030	25,000.00	4.575	3880
912833XU9	198713	2000	US TREASURY STRIP	07/13/2010	43,800.00	.000	05/15/2030	100,000.00	4.205	3880
912833XU9	205484	2000	US TREASURY STRIP	05/09/2011	42,946.00	.000	05/15/2030	100,000.00	4.494	3880
912833XU9	206129	2000	US TREASURY STRIP	06/13/2011	44,555.00	.000	05/15/2030	100,000.00	4.319	3880
912833XU9	206325	2000	US TREASURY STRIP	06/23/2011	22,256.50	.000	05/15/2030	50,000.00	4.330	3880
912833XU9	206383	2000	US TREASURY STRIP	06/27/2011	22,195.00	.000	05/15/2030	50,000.00	4.348	3880
912833XU9	210188	2000	US TREASURY STRIP	05/16/2012	30,005.50	.000	05/15/2030	50,000.00	2.858	3880
912833XU9	210403	2000	US TREASURY STRIP	06/06/2012	32,844.50	.000	05/15/2030	50,000.00	2.356	3880
912833XU9	210609	2000	US TREASURY STRIP	06/25/2012	31,362.50	.000	05/15/2030	50,000.00	2.624	3880
912833XU9	214715	2000	US TREASURY STRIP	06/17/2013	29,084.00	.000	05/15/2030	50,000.00	3.230	3880
912833XU9	218192	2000	US TREASURY STRIP	06/26/2014	29,634.50	.000	05/15/2030	50,000.00	3.320	3880
912833XU9	218218	2000	US TREASURY STRIP	06/27/2014	29,671.00	.000	05/15/2030	50,000.00	3.313	3880
912833XU9	218588	2000	US TREASURY STRIP	07/31/2014	30,571.00	.000	05/15/2030	50,000.00	3.140	3880
912833XU9	222632	2000	US TREASURY STRIP	05/21/2015	164,140.00	.000	05/15/2030	250,000.00	2.828	3880
912833XU9	226889	2000	US TREASURY STRI ZERO-% 5	05/26/2016	87,688.80	.000	05/15/2030	120,000.00	2.258	3880
912833XU9	227323	2000	US TREASURY STRI ZERO-% 5	07/15/2016	39,075.50	.000	05/15/2030	50,000.00	1.790	3880
912833XU9	227506	2000	US TREASURY STRI ZERO-% 5	07/29/2016	30,878.00	.000	05/15/2030	40,000.00	1.885	3880
912833XU9	227678	2000	US TREASURY STRI ZERO-% 5	08/12/2016	77,039.00	.000	05/15/2030	100,000.00	1.905	3880
912833XU9	231312	2000	S 0 05-15-30	05/11/2017	28,257.20	.000	05/15/2030	40,000.00	2.689	3880
912833XU9	231583	2000	S 0 05-15-30	06/02/2017	28,846.80	.000	05/15/2030	40,000.00	2.540	3880
912833XU9	237039	2000	S 0 05-15-30	06/14/2018	27,820.00	.000	05/15/2030	40,000.00	3.070	3880
912833XU9	237324	2000	S 0 05-15-30	07/06/2018	28,223.60	.000	05/15/2030	40,000.00	2.962	3880
912833XU9	237410	2000	S 0 05-15-30	07/12/2018	28,235.60	.000	05/15/2030	40,000.00	2.963	3880
912833XU9	241263	2000	S 0 05-15-30	05/09/2019	30,093.20	.000	05/15/2030	40,000.00	2.600	3880
912833XU9	241687	2000	S 0 05-15-30	06/21/2019	31,619.60	.000	05/15/2030	40,000.00	2.169	3880
912833XU9	241912	2000	S 0 05-15-30	07/11/2019	31,744.00	.000	05/15/2030	40,000.00	2.143	3880
912833XU9	242037	2000	S 0 05-15-30	07/22/2019	197,377.50	.000	05/15/2030	250,000.00	2.197	3880
912833XU9	242106	2000	S 0 05-15-30	07/26/2019	31,816.00	.000	05/15/2030	40,000.00	2.130	3880
912833XY1	178596	2000	US TREASURY STRIP	10/26/2006	43,180.20	.000	08/15/2030	138,000.00	4.941	3972
912833XY1	188172	2010	US TREASURY STRIP	09/22/2008	228,124.80	.000	08/15/2030	576,000.00	4.275	3972
912833XY1	207500	2000	US TREASURY STRIP	09/23/2011	27,601.50	.000	08/15/2030	50,000.00	3.170	3972
912833XY1	207870	2000	US TREASURY STRIP	10/31/2011	54,463.00	.000	08/15/2030	100,000.00	3.260	3972



Run Date: 10/3/2019 12:04:27 PM

Investments Outstanding As Of Date: 9/30/2019

INVENTORY BY MATURITY REPORT

CUSIP	Investment #	Fund	Issuer	Purchase Date	Current Book	Current Rate	Maturity Date	Current Par	YTM	Days to Maturity
912833XY1	207923	2000	US TREASURY STRIP	11/03/2011	27,138.50	.000	08/15/2030	50,000.00	3.280	3972
912833XY1	211249	2000	US TREASURY STRIP	08/17/2012	31,018.00	.000	08/15/2030	50,000.00	2.671	3972
912833XY1	211309	2000	US TREASURY STRIP	08/22/2012	60,719.00	.000	08/15/2030	100,000.00	2.794	3972
912833XY1	215304	2000	US TREASURY STRIP	08/16/2013	26,768.00	.000	08/15/2030	50,000.00	3.710	3972
912833XY1	215628	2000	US TREASURY STRIP	09/26/2013	27,014.00	.000	08/15/2030	50,000.00	3.679	3972
912833XY1	215891	2000	US TREASURY STRIP	11/01/2013	55,712.00	.000	08/15/2030	100,000.00	3.515	3972
912833XY1	218846	2000	US TREASURY STRIP	08/28/2014	247,876.00	.000	08/15/2030	400,000.00	3.020	3972
912833XY1	219038	2000	US TREASURY STRIP	09/18/2014	60,300.00	.000	08/15/2030	100,000.00	3.205	3972
912833XY1	219290	2000	US TREASURY STRIP	10/17/2014	25,637.60	.000	08/15/2030	40,000.00	2.830	3972
912833XY1	224324	2000	USTREASURYSTRIP	10/08/2015	68,686.00	.000	08/15/2030	100,000.00	2.545	3972
912833XY1	224492	2000	USTREASURYSTRIP	10/22/2015	68,401.00	.000	08/15/2030	100,000.00	2.580	3972
912833XY1	224570	2000	USTREASURYSTRIP	10/29/2015	27,323.60	.000	08/15/2030	40,000.00	2.593	3972
912833XY1	228092	2000	US TREASURY STRI ZERO-% 8	09/23/2016	37,558.50	.000	08/15/2030	50,000.00	2.070	3972
912833XY1	228274	2000	US TREASURY STRI ZERO-% 8	10/14/2016	185,965.00	.000	08/15/2030	250,000.00	2.150	3972
912833XY1	234137	2000	S 0 08-15-30	10/26/2017	28,734.80	.000	08/15/2030	40,000.00	2.600	3972
912833XY1	234161	2000	S 0 08-15-30	10/26/2017	35,941.50	.000	08/15/2030	50,000.00	2.595	3972
912833XY1	234196	2000	S 0 08-15-30	10/27/2017	17,915.25	.000	08/15/2030	25,000.00	2.620	3972
912833XY1	237896	2000	S 0 08-15-30	08/23/2018	84,596.40	.000	08/15/2030	120,000.00	2.940	3972
912833XY1	237926	2000	S 0 08-15-30	08/23/2018	28,232.00	.000	08/15/2030	40,000.00	2.930	3972
912833XY1	237939	2000	S 0 08-15-30	08/23/2018	176,165.00	.000	08/15/2030	250,000.00	2.944	3972
912833XY1	238215	2000	S 0 08-15-30	09/13/2018	27,801.60	.000	08/15/2030	40,000.00	3.075	3972
912833XY1	238683	2000	S 0 08-15-30	10/25/2018	272,004.00	.000	08/15/2030	400,000.00	3.293	3972
912833XY1	242347	2000	S 0 08-15-30	08/19/2019	20,824.25	.000	08/15/2030	25,000.00	1.670	3972
912833XY1	242576	2000	S 0 08-15-30	09/06/2019	84,180.00	.000	08/15/2030	100,000.00	1.580	3972
912833XY1	242669	2000	S 0 08-15-30	09/12/2019	66,238.40	.000	08/15/2030	80,000.00	1.735	3972
912833XY1	242806	2000	S 0 08-15-30	09/23/2019	203,742.50	.000	08/15/2030	250,000.00	1.887	3972
9128337N4	189271	2000	US TREASURY STRIP	11/21/2008	1,925.00	.000	11/15/2030	5,000.00	4.389	4064
9128337N4	203397	2000	US TREASURY STRIP	01/31/2011	39,285.00	.000	11/15/2030	100,000.00	4.778	4064
9128337N4	212199	2000	US TREASURY STRIP	11/30/2012	93,927.00	.000	11/15/2030	150,000.00	2.624	4064
9128337N4	212329	2000	US TREASURY STRIP	12/13/2012	219,327.50	.000	11/15/2030	350,000.00	2.625	4064
9128337N4	212658	2000	US TREASURY STRIP	01/17/2013	30,017.00	.000	11/15/2030	50,000.00	2.883	4064
9128337N4	216078	2000	US TREASURY STRIP	11/21/2013	26,893.50	.000	11/15/2030	50,000.00	3.685	4064
9128337N4	216423	2000	US TREASURY STRIP	01/09/2014	52,384.00	.000	11/15/2030	100,000.00	3.875	4064



Run Date: 10/3/2019 12:04:27 PM

Investments Outstanding As Of Date: 9/30/2019

INVENTORY BY MATURITY REPORT

CUSIP	Investment #	Fund	Issuer	Purchase Date	Current Book	Current Rate	Maturity Date	Current Par	YTM	Days to Maturity
9128337N4	219699	2000	US TREASURY STRIP	11/20/2014	156,930.00	.000	11/15/2030	250,000.00	2.934	4064
9128337N4	220253	2000	US TREASURY STRIP	01/09/2015	34,473.50	.000	11/15/2030	50,000.00	2.360	4064
9128337N4	220355	2000	US TREASURY STRIP	01/20/2015	68,765.00	.000	11/15/2030	100,000.00	2.382	4064
9128337N4	220443	2000	US TREASURY STRIP	01/26/2015	70,110.00	.000	11/15/2030	100,000.00	2.260	4064
9128337N4	220462	2000	US TREASURY STRIP	01/26/2015	34,948.50	.000	11/15/2030	50,000.00	2.279	4064
9128337N4	220482	2000	US TREASURY STRIP	01/26/2015	27,948.00	.000	11/15/2030	40,000.00	2.282	4064
9128337N4	220510	2000	US TREASURY STRIP	01/27/2015	175,012.50	.000	11/15/2030	250,000.00	2.270	4064
9128337N4	220614	2000	US TREASURY STRIP	01/29/2015	173,905.00	.000	11/15/2030	250,000.00	2.311	4064
9128337N4	225028	2000	USTREASURYSTRIP	12/24/2015	168,765.00	.000	11/15/2030	250,000.00	2.656	4064
9128337N4	225331	2000	USTREASURYSTRIP	02/04/2016	69,459.00	.000	11/15/2030	100,000.00	2.481	4064
9128337N4	228579	2000	US TREASURY STR ZERO-% 1	11/14/2016	13,169.52	.000	11/15/2030	18,000.00	2.244	4064
9128337N4	229127	2000	S 0 11-15-30	01/12/2017	13,704.60	.000	11/15/2030	20,000.00	2.750	4064
9128337N4	229144	2000	S 0 11-15-30	01/12/2017	13,704.60	.000	11/15/2030	20,000.00	2.750	4064
9128337N4	229278	2000	S 0 11-15-30	01/26/2017	170,557.50	.000	11/15/2030	250,000.00	2.790	4064
9128337N4	229413	2000	S 0 11-15-30	02/02/2017	27,118.80	.000	11/15/2030	40,000.00	2.840	4064
9128337N4	234365	2000	S 0 11-15-30	11/16/2017	71,297.00	.000	11/15/2030	100,000.00	2.620	4064
9128337N4	234937	2000	S 0 11-15-30	01/25/2018	28,018.40	.000	11/15/2030	40,000.00	2.800	4064
9128337N4	235064	2000	S 0 11-15-30	02/02/2018	27,859.20	.000	11/15/2030	40,000.00	2.850	4064
912803CK7	184848	2000	US TREASURY STRIP (P)	02/28/2008	3,364.63	.000	02/15/2031	10,000.00	4.800	4156
912833XZ8	185238	2000	US TREASURY STRIP	03/27/2008	3,700.00	.000	02/15/2031	10,000.00	4.392	4156
912833XZ8	185629	2000	US TREASURY STRIP	04/16/2008	3,700.00	.000	02/15/2031	10,000.00	4.402	4156
912833XZ8	185893	2000	US TREASURY STRIP	04/28/2008	8,923.25	.000	02/15/2031	25,000.00	4.570	4156
912833XZ8	191131	2000	US TREASURY STRIP	04/13/2009	2,200.00	.000	02/15/2031	5,000.00	3.794	4156
912833XZ8	208709	2000	US TREASURY STRIP	02/16/2012	27,872.00	.000	02/15/2031	50,000.00	3.100	4156
912833XZ8	208880	2000	US TREASURY STRIP	03/05/2012	56,337.00	.000	02/15/2031	100,000.00	3.051	4156
912833XZ8	209019	2000	US TREASURY STRIP	03/19/2012	26,400.00	.000	02/15/2031	50,000.00	3.406	4156
912833XZ8	209144	2000	US TREASURY STRIP	04/05/2012	26,862.00	.000	02/15/2031	50,000.00	3.321	4156
912833XZ8	209936	2000	US TREASURY STRIP	04/30/2012	28,057.50	.000	02/15/2031	50,000.00	3.098	4156
912833XZ8	213298	2000	US TREASURY STRIP	03/25/2013	29,037.50	.000	02/15/2031	50,000.00	3.060	4156
912833XZ8	213368	2000	US TREASURY STRIP	03/28/2013	58,325.00	.000	02/15/2031	100,000.00	3.037	4156
912833XZ8	213445	2000	US TREASURY STRIP	04/04/2013	29,608.50	.000	02/15/2031	50,000.00	2.954	4156
912833XZ8	213512	2000	US TREASURY STRIP	04/12/2013	61,034.00	.000	02/15/2031	100,000.00	2.786	4156
912833XZ8	214264	2000	US TREASURY STRIP	05/02/2013	61,948.00	.000	02/15/2031	100,000.00	2.710	4156



Run Date: 10/3/2019 12:04:27 PM

Investments Outstanding As Of Date: 9/30/2019

INVENTORY BY MATURITY REPORT

CUSIP	Investment #	Fund	Issuer	Purchase Date	Current Book	Current Rate	Maturity Date	Current Par	YTM	Days to Maturity
912833XZ8	216918	2000	US TREASURY STRIP	03/21/2014	137,447.50	.000	02/15/2031	250,000.00	3.570	4156
912833XZ8	220885	2000	US TREASURY STRIP	02/13/2015	27,046.40	.000	02/15/2031	40,000.00	2.460	4156
912833XZ8	222334	2000	US TREASURY STRIP	04/30/2015	27,100.80	.000	02/15/2031	40,000.00	2.480	4156
912833XZ8	225728	2000	USTREASURYSTRI	03/17/2016	28,046.00	.000	02/15/2031	40,000.00	2.395	4156
912833XZ8	225739	2000	USTREASURYSTRI	03/17/2016	12,823.55	.000	02/15/2031	18,250.00	2.380	4156
912833XZ8	229667	2000	S 0 02-15-31	02/24/2017	35,208.16	.000	02/15/2031	52,000.00	2.810	4156
912833XZ8	230025	2000	S 0 02-15-31	03/24/2017	270,672.00	.000	02/15/2031	400,000.00	2.830	4156
912833XZ8	230118	2000	S 0 02-15-31	03/30/2017	171,105.00	.000	02/15/2031	250,000.00	2.750	4156
912833XZ8	230223	2000	S 0 02-15-31	04/06/2017	34,428.50	.000	02/15/2031	50,000.00	2.710	4156
912833XZ8	230337	2000	S 0 02-15-31	04/17/2017	27,868.00	.000	02/15/2031	40,000.00	2.630	4156
912833XZ8	230977	2000	S 0 02-15-31	04/28/2017	174,315.00	.000	02/15/2031	250,000.00	2.630	4156
912833XZ8	235204	2000	S 0 02-15-31	02/15/2018	27,091.20	.000	02/15/2031	40,000.00	3.020	4156
912833XZ8	235374	2000	S 0 02-15-31	03/01/2018	27,122.80	.000	02/15/2031	40,000.00	3.020	4156
912833XZ8	235399	2000	S 0 02-15-31	03/01/2018	27,059.20	.000	02/15/2031	40,000.00	3.038	4156
912833XZ8	235459	2000	S 0 02-15-31	03/05/2018	134,866.00	.000	02/15/2031	200,000.00	3.066	4156
912833XZ8	235532	2000	S 0 02-15-31	03/08/2018	27,125.60	.000	02/15/2031	40,000.00	3.024	4156
912833XZ8	236289	2000	S 0 02-15-31	04/26/2018	26,975.20	.000	02/15/2031	40,000.00	3.100	4156
9128337P9	186345	2010	US TREASURY STRIP	05/22/2008	2,558,246.44	.000	05/15/2031	7,538,000.00	4.758	4245
9128337P9	186675	2000	US TREASURY STRIP	06/09/2008	8,452.75	.000	05/15/2031	25,000.00	4.785	4245
9128337P9	187238	2000	US TREASURY STRIP	07/11/2008	3,541.30	.000	05/15/2031	10,000.00	4.596	4245
9128337P9	197114	2000	US TREASURY STRIP	05/11/2010	119,704.75	.000	05/15/2031	306,000.00	4.517	4245
9128337P9	197207	2000	US TREASURY STRIP	05/14/2010	9,583.00	.000	05/15/2031	25,000.00	4.618	4245
9128337P9	198714	2000	US TREASURY STRIP	07/13/2010	41,900.00	.000	05/15/2031	100,000.00	4.218	4245
9128337P9	210189	2000	US TREASURY STRIP	05/16/2012	28,844.50	.000	05/15/2031	50,000.00	2.917	4245
9128337P9	210404	2000	US TREASURY STRIP	06/06/2012	31,877.50	.000	05/15/2031	50,000.00	2.391	4245
9128337P9	210610	2000	US TREASURY STRIP	06/25/2012	30,489.00	.000	05/15/2031	50,000.00	2.636	4245
9128337P9	214716	2000	US TREASURY STRIP	06/17/2013	27,870.50	.000	05/15/2031	50,000.00	3.290	4245
9128337P9	218193	2000	US TREASURY STRIP	06/26/2014	28,414.00	.000	05/15/2031	50,000.00	3.375	4245
9128337P9	218219	2000	US TREASURY STRIP	06/27/2014	28,438.00	.000	05/15/2031	50,000.00	3.370	4245
9128337P9	218589	2000	US TREASURY STRIP	07/31/2014	29,486.50	.000	05/15/2031	50,000.00	3.170	4245
9128337P9	222634	2000	US TREASURY STRIP	05/21/2015	158,265.00	.000	05/15/2031	250,000.00	2.881	4245
9128337P9	226890	2000	US TREASURY STRI ZERO-% 5	05/26/2016	85,387.20	.000	05/15/2031	120,000.00	2.286	4245
9128337P9	227324	2000	US TREASURY STRI ZERO-% 5	07/15/2016	38,160.00	.000	05/15/2031	50,000.00	1.830	4245



Run Date: 10/3/2019 12:04:27 PM

Investments Outstanding As Of Date: 9/30/2019

INVENTORY BY MATURITY REPORT

CUSIP	Investment #	Fund	Issuer	Purchase Date	Current Book	Current Rate	Maturity Date	Current Par	YTM	Days to Maturity
9128337P9	227507	2000	US TREASURY STRI ZERO-% 5	07/29/2016	30,148.80	.000	05/15/2031	40,000.00	1.920	4245
9128337P9	227679	2000	US TREASURY STRI ZERO-% 5	08/12/2016	75,152.00	.000	05/15/2031	100,000.00	1.945	4245
9128337P9	231313	2000	S 0 05-15-31	05/11/2017	27,300.00	.000	05/15/2031	40,000.00	2.745	4245
9128337P9	231584	2000	S 0 05-15-31	06/02/2017	27,954.00	.000	05/15/2031	40,000.00	2.585	4245
9128337P9	237027	2000	S 0 05-15-31	06/14/2018	26,985.20	.000	05/15/2031	40,000.00	3.070	4245
9128337P9	237309	2000	S 0 05-15-31	07/06/2018	27,357.60	.000	05/15/2031	40,000.00	2.976	4245
9128337P9	237403	2000	S 0 05-15-31	07/12/2018	27,353.20	.000	05/15/2031	40,000.00	2.981	4245
9128337P9	241264	2000	S 0 05-15-31	05/09/2019	29,186.80	.000	05/15/2031	40,000.00	2.640	4245
9128337P9	241688	2000	S 0 05-15-31	06/21/2019	30,774.40	.000	05/15/2031	40,000.00	2.216	4245
9128337P9	241913	2000	S 0 05-15-31	07/11/2019	30,885.60	.000	05/15/2031	40,000.00	2.195	4245
9128337P9	242036	2000	S 0 05-15-31	07/22/2019	192,035.00	.000	05/15/2031	250,000.00	2.245	4245
9128337P9	242107	2000	S 0 05-15-31	07/26/2019	30,964.00	.000	05/15/2031	40,000.00	2.181	4245
9128334S6	178597	2000	US TREASURY STRIP	10/26/2006	41,082.60	.000	08/15/2031	138,000.00	4.945	4337
9128334S6	188173	2010	US TREASURY STRIP	09/22/2008	219,709.44	.000	08/15/2031	576,000.00	4.254	4337
9128334S6	211250	2000	US TREASURY STRIP	08/17/2012	29,986.00	.000	08/15/2031	50,000.00	2.710	4337
9128334S6	211310	2000	US TREASURY STRIP	08/22/2012	58,617.00	.000	08/15/2031	100,000.00	2.834	4337
9128334S6	215305	2000	US TREASURY STRIP	08/16/2013	25,575.00	.000	08/15/2031	50,000.00	3.760	4337
9128334S6	215629	2000	US TREASURY STRIP	09/26/2013	25,832.50	.000	08/15/2031	50,000.00	3.727	4337
9128334S6	215892	2000	US TREASURY STRIP	11/01/2013	53,243.00	.000	08/15/2031	100,000.00	3.575	4337
9128334S6	218847	2000	US TREASURY STRIP	08/28/2014	238,956.00	.000	08/15/2031	400,000.00	3.060	4337
9128334S6	219039	2000	US TREASURY STRIP	09/18/2014	58,000.00	.000	08/15/2031	100,000.00	3.248	4337
9128334S6	219288	2000	US TREASURY STRIP	10/17/2014	24,762.40	.000	08/15/2031	40,000.00	2.870	4337
9128334S6	224325	2000	US TREASURY STRIP	10/08/2015	66,189.00	.000	08/15/2031	100,000.00	2.620	4337
9128334S6	224493	2000	USTREASURYSTRIP	10/22/2015	66,099.00	.000	08/15/2031	100,000.00	2.635	4337
9128334S6	224571	2000	USTREASURYSTRIP	10/29/2015	26,471.60	.000	08/15/2031	40,000.00	2.630	4337
9128334S6	228093	2000	US TREASURY STRI ZERO-% 8	09/23/2016	36,603.50	.000	08/15/2031	50,000.00	2.105	4337
9128334S6	228275	2000	US TREASURY STRI ZERO-% 8	10/14/2016	181,230.00	.000	08/15/2031	250,000.00	2.180	4337
9128334S6	234138	2000	S 0 08-15-31	10/26/2017	27,774.00	.000	08/15/2031	40,000.00	2.660	4337
9128334S6	234162	2000	S 0 08-15-31	10/26/2017	34,765.00	.000	08/15/2031	50,000.00	2.650	4337
9128334S6	234197	2000	S 0 08-15-31	10/27/2017	17,312.75	.000	08/15/2031	25,000.00	2.680	4337
9128334S6	237887	2000	S 0 08-15-31	08/23/2018	82,058.40	.000	08/15/2031	120,000.00	2.950	4337
9128334S6	237903	2000	S 0 08-15-31	08/23/2018	27,352.80	.000	08/15/2031	40,000.00	2.950	4337
9128334S6	237940	2000	S 0 08-15-31	08/23/2018	170,790.00	.000	08/15/2031	250,000.00	2.958	4337



Run Date: 10/3/2019 12:04:27 PM

Investments Outstanding As Of Date: 9/30/2019

INVENTORY BY MATURITY REPORT

CUSIP	Investment #	Fund	Issuer	Purchase Date	Current Book	Current Rate	Maturity Date	Current Par	YTM	Days to Maturity
9128334S6	238217	2000	S 0 08-15-31	09/13/2018	27,065.60	.000	08/15/2031	40,000.00	3.046	4337
9128334S6	238682	2000	S 0 08-15-31	10/25/2018	262,636.00	.000	08/15/2031	400,000.00	3.312	4337
9128334S6	242348	2000	S 0 08-15-31	08/19/2019	20,359.50	.000	08/15/2031	25,000.00	1.720	4337
9128334S6	242577	2000	S 0 08-15-31	09/06/2019	82,432.00	.000	08/15/2031	100,000.00	1.625	4337
9128334S6	242670	2000	S 0 08-15-31	09/12/2019	64,759.20	.000	08/15/2031	80,000.00	1.780	4337
9128334S6	242807	2000	S 0 08-15-31	09/23/2019	198,870.00	.000	08/15/2031	250,000.00	1.933	4337
9128337Q7	189272	2000	US TREASURY STRIP	11/21/2008	1,818.25	.000	11/15/2031	5,000.00	4.450	4429
9128337Q7	212200	2000	US TREASURY STRIP	11/30/2012	90,726.00	.000	11/15/2031	150,000.00	2.670	4429
9128337Q7	212331	2000	US TREASURY STRIP	12/13/2012	211,620.50	.000	11/15/2031	350,000.00	2.677	4429
9128337Q7	212659	2000	US TREASURY STRIP	01/17/2013	28,954.50	.000	11/15/2031	50,000.00	2.923	4429
9128337Q7	216079	2000	US TREASURY STRIP	11/21/2013	25,724.00	.000	11/15/2031	50,000.00	3.730	4429
9128337Q7	216424	2000	US TREASURY STRIP	01/09/2014	50,087.00	.000	11/15/2031	100,000.00	3.912	4429
9128337Q7	219701	2000	US TREASURY STRIP	11/20/2014	151,685.00	.000	11/15/2031	250,000.00	2.963	4429
9128337Q7	220254	2000	US TREASURY STRIP	01/09/2015	33,506.50	.000	11/15/2031	50,000.00	2.390	4429
9128337Q7	220356	2000	US TREASURY STRIP	01/20/2015	66,801.00	.000	11/15/2031	100,000.00	2.413	4429
9128337Q7	220444	2000	US TREASURY STRIP	01/26/2015	68,211.00	.000	11/15/2031	100,000.00	2.290	4429
9128337Q7	220463	2000	US TREASURY STRIP	01/26/2015	33,995.50	.000	11/15/2031	50,000.00	2.309	4429
9128337Q7	220483	2000	US TREASURY STRIP	01/26/2015	27,180.40	.000	11/15/2031	40,000.00	2.313	4429
9128337Q7	220511	2000	US TREASURY STRIP	01/27/2015	170,540.00	.000	11/15/2031	250,000.00	2.290	4429
9128337Q7	220615	2000	US TREASURY STRIP	01/29/2015	169,220.00	.000	11/15/2031	250,000.00	2.338	4429
9128337Q7	225029	2000	USTREASURYSTRIP	12/24/2015	163,407.50	.000	11/15/2031	250,000.00	2.693	4429
9128337Q7	225332	2000	USTREASURYSTRIP	02/04/2016	67,408.00	.000	11/15/2031	100,000.00	2.515	4429
9128337Q7	228580	2000	US TREASURY STRI ZERO-% 1	11/14/2016	12,776.04	.000	11/15/2031	18,000.00	2.298	4429
9128337Q7	229097	2000	S 0 11-15-31	01/12/2017	13,257.60	.000	11/15/2031	20,000.00	2.790	4429
9128337Q7	229132	2000	S 0 11-15-31	01/12/2017	13,257.60	.000	11/15/2031	20,000.00	2.790	4429
9128337Q7	229279	2000	S 0 11-15-31	01/26/2017	164,930.00	.000	11/15/2031	250,000.00	2.830	4429
9128337Q7	229414	2000	S 0 11-15-31	02/02/2017	26,173.20	.000	11/15/2031	40,000.00	2.890	4429
9128337Q7	234366	2000	S 0 11-15-31	11/16/2017	69,082.00	.000	11/15/2031	100,000.00	2.660	4429
9128337Q7	234938	2000	S 0 11-15-31	01/25/2018	27,176.00	.000	11/15/2031	40,000.00	2.820	4429
9128337Q7	235065	2000	S 0 11-15-31	02/02/2018	27,008.40	.000	11/15/2031	40,000.00	2.870	4429
9128334T4	184849	2000	US TREASURY STRIP	02/28/2008	3,607.60	.000	02/15/2032	10,000.00	4.300	4521
9128334T4	185239	2000	US TREASURY STRIP	03/27/2008	3,520.00	.000	02/15/2032	10,000.00	4.419	4521
9128334T4	185630	2000	US TREASURY STRIP	04/16/2008	3,550.00	.000	02/15/2032	10,000.00	4.393	4521



Run Date: 10/3/2019 12:04:27 PM

Investments Outstanding As Of Date: 9/30/2019

INVENTORY BY MATURITY REPORT

CUSIP	Investment #	Fund	Issuer	Purchase Date	Current Book	Current Rate	Maturity Date	Current Par	YTM	Days to Maturity
9128334T4	185894	2000	US TREASURY STRIP	04/28/2008	8,568.75	.000	02/15/2032	25,000.00	4.550	4521
9128334T4	191132	2000	US TREASURY STRIP	04/13/2009	2,150.00	.000	02/15/2032	5,000.00	3.729	4521
9128334T4	213299	2000	US TREASURY STRIP	03/25/2013	27,908.00	.000	02/15/2032	50,000.00	3.110	4521
9128334T4	213369	2000	US TREASURY STRIP	03/28/2013	56,007.00	.000	02/15/2032	100,000.00	3.093	4521
9128334T4	213446	2000	US TREASURY STRIP	04/04/2013	28,429.00	.000	02/15/2032	50,000.00	3.015	4521
9128334T4	213513	2000	US TREASURY STRIP	04/12/2013	58,798.00	.000	02/15/2032	100,000.00	2.838	4521
9128334T4	214265	2000	US TREASURY STRIP	05/02/2013	59,636.00	.000	02/15/2032	100,000.00	2.770	4521
9128334T4	216919	2000	US TREASURY STRIP	03/21/2014	131,737.50	.000	02/15/2032	250,000.00	3.610	4521
9128334T4	220887	2000	US TREASURY STRIP	02/13/2015	26,260.40	.000	02/15/2032	40,000.00	2.490	4521
9128334T4	222335	2000	US TREASURY STRIP	04/30/2015	26,179.20	.000	02/15/2032	40,000.00	2.540	4521
9128334T4	225729	2000	USTREASURYSTRIP	03/17/2016	27,251.20	.000	02/15/2032	40,000.00	2.426	4521
9128334T4	225741	2000	USTREASURYSTRIP	03/17/2016	12,445.22	.000	02/15/2032	18,250.00	2.420	4521
9128334T4	229668	2000	S 0 02-15-32	02/24/2017	33,937.28	.000	02/15/2032	52,000.00	2.870	4521
9128334T4	230026	2000	S 0 02-15-32	03/24/2017	261,056.00	.000	02/15/2032	400,000.00	2.885	4521
9128334T4	230121	2000	S 0 02-15-32	03/30/2017	165,257.50	.000	02/15/2032	250,000.00	2.801	4521
9128334T4	230224	2000	S 0 02-15-32	04/06/2017	33,318.50	.000	02/15/2032	50,000.00	2.750	4521
9128334T4	230338	2000	S 0 02-15-32	04/17/2017	26,912.00	.000	02/15/2032	40,000.00	2.690	4521
9128334T4	230978	2000	S 0 02-15-32	04/28/2017	168,337.50	.000	02/15/2032	250,000.00	2.690	4521
9128334T4	235205	2000	S 0 02-15-32	02/15/2018	26,218.80	.000	02/15/2032	40,000.00	3.040	4521
9128334T4	235375	2000	S 0 02-15-32	03/01/2018	26,249.60	.000	02/15/2032	40,000.00	3.040	4521
9128334T4	235400	2000	S 0 02-15-32	03/01/2018	26,158.40	.000	02/15/2032	40,000.00	3.065	4521
9128334T4	235460	2000	S 0 02-15-32	03/05/2018	130,446.00	.000	02/15/2032	200,000.00	3.087	4521
9128334T4	235533	2000	S 0 02-15-32	03/08/2018	26,230.00	.000	02/15/2032	40,000.00	3.050	4521
9128334T4	236290	2000	S 0 02-15-32	04/26/2018	26,087.20	.000	02/15/2032	40,000.00	3.120	4521
9128337R5	186346	2010	US TREASURY STRIP	05/22/2008	2,429,874.30	.000	05/15/2032	7,538,000.00	4.777	4611
9128337R5	186676	2000	US TREASURY STRIP	06/09/2008	8,090.75	.000	05/15/2032	25,000.00	4.770	4611
9128337R5	187239	2000	US TREASURY STRIP	07/11/2008	3,399.00	.000	05/15/2032	10,000.00	4.577	4611
9128337R5	197115	2000	US TREASURY STRIP	05/11/2010	114,450.73	.000	05/15/2032	306,000.00	4.518	4611
9128337R5	197208	2000	US TREASURY STRIP	05/14/2010	9,127.75	.000	05/15/2032	25,000.00	4.632	4611
9128337R5	198715	2000	US TREASURY STRIP	07/13/2010	40,200.00	.000	05/15/2032	100,000.00	4.217	4611
9128337R5	214717	2000	US TREASURY STRIP	06/17/2013	26,775.50	.000	05/15/2032	50,000.00	3.330	4611
9128337R5	218194	2000	US TREASURY STRIP	06/26/2014	27,300.50	.000	05/15/2032	50,000.00	3.412	4611
9128337R5	218220	2000	US TREASURY STRIP	06/27/2014	27,311.50	.000	05/15/2032	50,000.00	3.410	4611



Run Date: 10/3/2019 12:04:27 PM

Investments Outstanding As Of Date: 9/30/2019

INVENTORY BY MATURITY REPORT

CUSIP	Investment #	Fund	Issuer	Purchase Date	Current Book	Current Rate	Maturity Date	Current Par	YTM	Days to Maturity
9128337R5	218590	2000	US TREASURY STRIP	07/31/2014	28,349.00	.000	05/15/2032	50,000.00	3.215	4611
9128337R5	222636	2000	US TREASURY STRIP	05/21/2015	152,347.50	.000	05/15/2032	250,000.00	2.938	4611
9128337R5	226891	2000	US TREASURY STRI ZERO-% 5	05/26/2016	82,810.80	.000	05/15/2032	120,000.00	2.336	4611
9128337R5	227325	2000	US TREASURY STRI ZERO-% 5	07/15/2016	37,149.50	.000	05/15/2032	50,000.00	1.885	4611
9128337R5	227508	2000	US TREASURY STRI ZERO-% 5	07/29/2016	29,302.00	.000	05/15/2032	40,000.00	1.980	4611
9128337R5	227680	2000	US TREASURY STRI ZERO-% 5	08/12/2016	73,195.00	.000	05/15/2032	100,000.00	1.990	4611
9128337R5	231314	2000	S 0 05-15-32	05/11/2017	26,405.20	.000	05/15/2032	40,000.00	2.786	4611
9128337R5	231586	2000	S 0 05-15-32	06/02/2017	27,044.80	.000	05/15/2032	40,000.00	2.635	4611
9128337R5	237026	2000	S 0 05-15-32	06/14/2018	26,104.00	.000	05/15/2032	40,000.00	3.090	4611
9128337R5	237311	2000	S 0 05-15-32	07/06/2018	26,539.60	.000	05/15/2032	40,000.00	2.982	4611
9128337R5	237402	2000	S 0 05-15-32	07/12/2018	26,538.80	.000	05/15/2032	40,000.00	2.986	4611
9128337R5	241265	2000	S 0 05-15-32	05/09/2019	28,285.60	.000	05/15/2032	40,000.00	2.680	4611
9128337R5	241689	2000	S 0 05-15-32	06/21/2019	29,946.80	.000	05/15/2032	40,000.00	2.257	4611
9128337R5	241914	2000	S 0 05-15-32	07/11/2019	30,054.40	.000	05/15/2032	40,000.00	2.238	4611
9128337R5	242032	2000	S 0 05-15-32	07/22/2019	186,802.50	.000	05/15/2032	250,000.00	2.287	4611
9128337R5	242108	2000	S 0 05-15-32	07/26/2019	30,108.00	.000	05/15/2032	40,000.00	2.231	4611
9128334U1	188174	2010	US TREASURY STRIP	09/22/2008	211,392.00	.000	08/15/2032	576,000.00	4.239	4703
9128334U1	215306	2000	US TREASURY STRIP	08/16/2013	24,502.00	.000	08/15/2032	50,000.00	3.790	4703
9128334U1	215630	2000	US TREASURY STRIP	09/26/2013	24,740.00	.000	08/15/2032	50,000.00	3.760	4703
9128334U1	215893	2000	US TREASURY STRIP	11/01/2013	50,917.00	.000	08/15/2032	100,000.00	3.625	4703
9128334U1	218848	2000	US TREASURY STRIP	08/28/2014	230,376.00	.000	08/15/2032	400,000.00	3.095	4703
9128334U1	219040	2000	US TREASURY STRIP	09/18/2014	55,900.00	.000	08/15/2032	100,000.00	3.274	4703
9128334U1	219285	2000	US TREASURY STRIP	10/17/2014	23,940.00	.000	08/15/2032	40,000.00	2.900	4703
9128334U1	224326	2000	USTREASURYSTRI	10/08/2015	63,901.00	.000	08/15/2032	100,000.00	2.675	4703
9128334U1	224494	2000	USTREASURYSTRI	10/22/2015	63,913.00	.000	08/15/2032	100,000.00	2.680	4703
9128334U1	224556	2000	USTREASURYSTRI	10/29/2015	25,555.20	.000	08/15/2032	40,000.00	2.685	4703
9128334U1	228095	2000	US TREASURY STRI ZERO-% 8	09/23/2016	35,536.00	.000	08/15/2032	50,000.00	2.160	4703
9128334U1	228276	2000	US TREASURY STRI ZERO-% 8	10/14/2016	175,682.50	.000	08/15/2032	250,000.00	2.240	4703
9128334U1	234139	2000	S 0 08-15-32	10/26/2017	26,931.60	.000	08/15/2032	40,000.00	2.690	4703
9128334U1	234163	2000	S 0 08-15-32	10/26/2017	33,664.50	.000	08/15/2032	50,000.00	2.690	4703
9128334U1	234198	2000	S 0 08-15-32	10/27/2017	16,784.25	.000	08/15/2032	25,000.00	2.710	4703
9128334U1	237886	2000	S 0 08-15-32	08/23/2018	79,471.20	.000	08/15/2032	120,000.00	2.970	4703
9128334U1	237904	2000	S 0 08-15-32	08/23/2018	26,526.80	.000	08/15/2032	40,000.00	2.960	4703



Run Date: 10/3/2019 12:04:27 PM

Investments Outstanding As Of Date: 9/30/2019

INVENTORY BY MATURITY REPORT

CUSIP	Investment #	Fund	Issuer	Purchase Date	Current Book	Current Rate	Maturity Date	Current Par	YTM	Days to Maturity
9128334U1	237941	2000	S 0 08-15-32	08/23/2018	165,577.50	.000	08/15/2032	250,000.00	2.969	4703
9128334U1	238218	2000	S 0 08-15-32	09/13/2018	26,227.20	.000	08/15/2032	40,000.00	3.055	4703
9128334U1	238681	2000	S 0 08-15-32	10/25/2018	253,700.00	.000	08/15/2032	400,000.00	3.325	4703
9128334U1	242349	2000	S 0 08-15-32	08/19/2019	19,911.00	.000	08/15/2032	25,000.00	1.760	4703
9128334U1	242578	2000	S 0 08-15-32	09/06/2019	80,691.00	.000	08/15/2032	100,000.00	1.665	4703
9128334U1	242671	2000	S 0 08-15-32	09/12/2019	63,312.00	.000	08/15/2032	80,000.00	1.818	4703
9128334U1	242808	2000	S 0 08-15-32	09/23/2019	194,235.00	.000	08/15/2032	250,000.00	1.967	4703
9128337S3	189274	2000	US TREASURY STRIP	11/21/2008	1,802.35	.000	11/15/2032	5,000.00	4.300	4795
9128337S3	212660	2000	US TREASURY STRIP	01/17/2013	27,918.00	.000	11/15/2032	50,000.00	2.961	4795
9128337S3	216080	2000	US TREASURY STRIP	11/21/2013	24,560.50	.000	11/15/2032	50,000.00	3.780	4795
9128337S3	216425	2000	US TREASURY STRIP	01/09/2014	47,935.00	.000	11/15/2032	100,000.00	3.940	4795
9128337S3	219702	2000	US TREASURY STRIP	11/20/2014	146,565.00	.000	11/15/2032	250,000.00	2.991	4795
9128337S3	220255	2000	US TREASURY STRIP	01/09/2015	32,604.50	.000	11/15/2032	50,000.00	2.410	4795
9128337S3	220357	2000	US TREASURY STRIP	01/20/2015	64,979.00	.000	11/15/2032	100,000.00	2.434	4795
9128337S3	220445	2000	US TREASURY STRIP	01/26/2015	66,441.00	.000	11/15/2032	100,000.00	2.310	4795
9128337S3	220464	2000	US TREASURY STRIP	01/26/2015	33,136.00	.000	11/15/2032	50,000.00	2.325	4795
9128337S3	220484	2000	US TREASURY STRIP	01/26/2015	26,474.00	.000	11/15/2032	40,000.00	2.332	4795
9128337S3	220512	2000	US TREASURY STRIP	01/27/2015	166,115.00	.000	11/15/2032	250,000.00	2.310	4795
9128337S3	220616	2000	US TREASURY STRIP	01/29/2015	165,100.00	.000	11/15/2032	250,000.00	2.346	4795
9128337S3	225030	2000	USTREASURYSTRIP	12/24/2015	157,917.50	.000	11/15/2032	250,000.00	2.738	4795
9128337S3	225333	2000	USTREASURYSTRIP	02/04/2016	64,965.00	.000	11/15/2032	100,000.00	2.587	4795
9128337S3	228581	2000	US TREASURY STRI ZERO-% 1	11/14/2016	13,071.24	.000	11/15/2032	19,000.00	2.351	4795
9128337S3	229101	2000	S 0 11-15-32	01/12/2017	12,835.00	.000	11/15/2032	20,000.00	2.820	4795
9128337S3	229133	2000	S 0 11-15-32	01/12/2017	12,835.00	.000	11/15/2032	20,000.00	2.820	4795
9128337S3	229280	2000	S 0 11-15-32	01/26/2017	159,365.00	.000	11/15/2032	250,000.00	2.870	4795
9128337S3	229415	2000	S 0 11-15-32	02/02/2017	25,314.80	.000	11/15/2032	40,000.00	2.920	4795
9128337S3	234367	2000	S 0 11-15-32	11/16/2017	66,884.00	.000	11/15/2032	100,000.00	2.700	4795
9128337S3	234939	2000	S 0 11-15-32	01/25/2018	26,348.40	.000	11/15/2032	40,000.00	2.840	4795
9128337S3	235066	2000	S 0 11-15-32	02/02/2018	26,173.20	.000	11/15/2032	40,000.00	2.890	4795
9128334V9	185240	2000	US TREASURY STRIP	03/27/2008	3,395.00	.000	02/15/2033	10,000.00	4.388	4887
9128334V9	185631	2000	US TREASURY STRIP	04/16/2008	3,425.00	.000	02/15/2033	10,000.00	4.362	4887
9128334V9	185895	2000	US TREASURY STRIP	04/28/2008	8,192.00	.000	02/15/2033	25,000.00	4.550	4887
9128334V9	191133	2000	US TREASURY STRIP	04/13/2009	2,100.00	.000	02/15/2033	5,000.00	3.672	4887



Run Date: 10/3/2019 12:04:27 PM

Investments Outstanding As Of Date: 9/30/2019

INVENTORY BY MATURITY REPORT

CUSIP	Investment #	Fund	Issuer	Purchase Date	Current Book	Current Rate	Maturity Date	Current Par	YTM	Days to Maturity
9128334V9	213370	2000	US TREASURY STRIP	03/28/2013	53,837.00	.000	02/15/2033	100,000.00	3.138	4887
9128334V9	216920	2000	US TREASURY STRIP	03/21/2014	126,167.50	.000	02/15/2033	250,000.00	3.650	4887
9128334V9	220888	2000	US TREASURY STRIP	02/13/2015	25,527.60	.000	02/15/2033	40,000.00	2.510	4887
9128334V9	222337	2000	US TREASURY STRIP	04/30/2015	25,347.60	.000	02/15/2033	40,000.00	2.580	4887
9128334V9	225731	2000	USTREASURYSTRI	03/17/2016	26,375.60	.000	02/15/2033	40,000.00	2.477	4887
9128334V9	225743	2000	USTREASURYSTRI	03/17/2016	12,048.28	.000	02/15/2033	18,250.00	2.470	4887
9128334V9	229669	2000	S 0 02-15-33	02/24/2017	32,802.64	.000	02/15/2033	52,000.00	2.905	4887
9128334V9	230027	2000	S 0 02-15-33	03/24/2017	252,100.00	.000	02/15/2033	400,000.00	2.925	4887
9128334V9	230122	2000	S 0 02-15-33	03/30/2017	159,667.50	.000	02/15/2033	250,000.00	2.843	4887
9128334V9	230225	2000	S 0 02-15-33	04/06/2017	32,168.00	.000	02/15/2033	50,000.00	2.800	4887
9128334V9	230339	2000	S 0 02-15-33	04/17/2017	26,039.20	.000	02/15/2033	40,000.00	2.730	4887
9128334V9	230979	2000	S 0 02-15-33	04/28/2017	162,880.00	.000	02/15/2033	250,000.00	2.730	4887
9128334V9	235206	2000	S 0 02-15-33	02/15/2018	25,364.80	.000	02/15/2033	40,000.00	3.060	4887
9128334V9	235376	2000	S 0 02-15-33	03/01/2018	25,394.40	.000	02/15/2033	40,000.00	3.060	4887
9128334V9	235401	2000	S 0 02-15-33	03/01/2018	25,304.00	.000	02/15/2033	40,000.00	3.084	4887
9128334V9	235461	2000	S 0 02-15-33	03/05/2018	126,176.00	.000	02/15/2033	200,000.00	3.105	4887
9128334V9	235534	2000	S 0 02-15-33	03/08/2018	25,373.20	.000	02/15/2033	40,000.00	3.070	4887
9128334V9	236291	2000	S 0 02-15-33	04/26/2018	25,254.80	.000	02/15/2033	40,000.00	3.130	4887
9128337T1	186347	2010	US TREASURY STRIP	05/22/2008	2,332,634.10	.000	05/15/2033	7,538,000.00	4.751	4976
9128337T1	186677	2000	US TREASURY STRIP	06/09/2008	7,699.50	.000	05/15/2033	25,000.00	4.780	4976
9128337T1	187240	2000	US TREASURY STRIP	07/11/2008	3,258.10	.000	05/15/2033	10,000.00	4.565	4976
9128337T1	197116	2000	US TREASURY STRIP	05/11/2010	109,083.49	.000	05/15/2033	306,000.00	4.533	4976
9128337T1	197209	2000	US TREASURY STRIP	05/14/2010	8,693.75	.000	05/15/2033	25,000.00	4.645	4976
9128337T1	198716	2000	US TREASURY STRIP	07/13/2010	38,350.00	.000	05/15/2033	100,000.00	4.241	4976
9128337T1	218195	2000	US TREASURY STRIP	06/26/2014	26,236.00	.000	05/15/2033	50,000.00	3.444	4976
9128337T1	218221	2000	US TREASURY STRIP	06/27/2014	26,142.00	.000	05/15/2033	50,000.00	3.464	4976
9128337T1	218591	2000	US TREASURY STRIP	07/31/2014	27,307.50	.000	05/15/2033	50,000.00	3.245	4976
9128337T1	222635	2000	US TREASURY STRIP	05/21/2015	146,737.50	.000	05/15/2033	250,000.00	2.985	4976
9128337T1	226892	2000	US TREASURY STRI ZERO-% 5	05/26/2016	80,301.60	.000	05/15/2033	120,000.00	2.381	4976
9128337T1	227326	2000	US TREASURY STRI ZERO-% 5	07/15/2016	36,186.50	.000	05/15/2033	50,000.00	1.930	4976
9128337T1	227509	2000	US TREASURY STRI ZERO-% 5	07/29/2016	28,468.80	.000	05/15/2033	40,000.00	2.035	4976
9128337T1	227681	2000	US TREASURY STRI ZERO-% 5	08/12/2016	71,286.00	.000	05/15/2033	100,000.00	2.030	4976
9128337T1	231315	2000	S 0 05-15-33	05/11/2017	25,498.80	.000	05/15/2033	40,000.00	2.832	4976



Run Date: 10/3/2019 12:04:27 PM

Investments Outstanding As Of Date: 9/30/2019

INVENTORY BY MATURITY REPORT

CUSIP	Investment #	Fund	Issuer	Purchase Date	Current Book	Current Rate	Maturity Date	Current Par	YTM	Days to Maturity
9128337T1	231588	2000	S 0 05-15-33	06/02/2017	26,160.00	.000	05/15/2033	40,000.00	2.680	4976
9128337T1	237025	2000	S 0 05-15-33	06/14/2018	25,315.60	.000	05/15/2033	40,000.00	3.090	4976
9128337T1	237312	2000	S 0 05-15-33	07/06/2018	25,758.80	.000	05/15/2033	40,000.00	2.984	4976
9128337T1	237401	2000	S 0 05-15-33	07/12/2018	25,758.00	.000	05/15/2033	40,000.00	2.987	4976
9128337T1	241266	2000	S 0 05-15-33	05/09/2019	27,428.40	.000	05/15/2033	40,000.00	2.710	4976
9128337T1	241690	2000	S 0 05-15-33	06/21/2019	29,118.00	.000	05/15/2033	40,000.00	2.298	4976
9128337T1	241915	2000	S 0 05-15-33	07/11/2019	29,232.00	.000	05/15/2033	40,000.00	2.278	4976
9128337T1	242034	2000	S 0 05-15-33	07/22/2019	181,435.00	.000	05/15/2033	250,000.00	2.334	4976
9128337T1	242109	2000	S 0 05-15-33	07/26/2019	29,267.20	.000	05/15/2033	40,000.00	2.276	4976
9128334W7	188175	2010	US TREASURY STRIP	09/22/2008	202,705.92	.000	08/15/2033	576,000.00	4.239	5068
9128334W7	218849	2000	US TREASURY STRIP	08/28/2014	222,368.00	.000	08/15/2033	400,000.00	3.120	5068
9128334W7	219041	2000	US TREASURY STRIP	09/18/2014	53,750.00	.000	08/15/2033	100,000.00	3.311	5068
9128334W7	219274	2000	US TREASURY STRIP	10/17/2014	23,088.80	.000	08/15/2033	40,000.00	2.940	5068
9128334W7	224327	2000	USTREASURYSTRIP	10/08/2015	61,680.00	.000	08/15/2033	100,000.00	2.725	5068
9128334W7	224495	2000	USTREASURYSTRIP	10/22/2015	61,689.00	.000	08/15/2033	100,000.00	2.730	5068
9128334W7	224557	2000	USTREASURYSTRIP	10/29/2015	24,678.00	.000	08/15/2033	40,000.00	2.732	5068
9128334W7	228096	2000	US TREASURY STRI ZERO-% 8	09/23/2016	34,520.50	.000	08/15/2033	50,000.00	2.205	5068
9128334W7	228277	2000	US TREASURY STRI ZERO-% 8	10/14/2016	170,105.00	.000	08/15/2033	250,000.00	2.300	5068
9128334W7	234140	2000	S 0 08-15-33	10/26/2017	26,058.40	.000	08/15/2033	40,000.00	2.730	5068
9128334W7	234164	2000	S 0 08-15-33	10/26/2017	32,624.00	.000	08/15/2033	50,000.00	2.720	5068
9128334W7	234199	2000	S 0 08-15-33	10/27/2017	16,237.00	.000	08/15/2033	25,000.00	2.750	5068
9128334W7	237885	2000	S 0 08-15-33	08/23/2018	77,162.40	.000	08/15/2033	120,000.00	2.970	5068
9128334W7	237905	2000	S 0 08-15-33	08/23/2018	25,720.80	.000	08/15/2033	40,000.00	2.970	5068
9128334W7	237942	2000	S 0 08-15-33	08/23/2018	160,577.50	.000	08/15/2033	250,000.00	2.977	5068
9128334W7	238219	2000	S 0 08-15-33	09/13/2018	25,410.40	.000	08/15/2033	40,000.00	3.064	5068
9128334W7	238680	2000	S 0 08-15-33	10/25/2018	245,112.00	.000	08/15/2033	400,000.00	3.335	5068
9128334W7	242350	2000	S 0 08-15-33	08/19/2019	19,456.75	.000	08/15/2033	25,000.00	1.800	5068
9128334W7	242579	2000	S 0 08-15-33	09/06/2019	78,859.00	.000	08/15/2033	100,000.00	1.711	5068
9128334W7	242672	2000	S 0 08-15-33	09/12/2019	61,834.40	.000	08/15/2033	80,000.00	1.858	5068
9128334W7	242809	2000	S 0 08-15-33	09/23/2019	189,880.00	.000	08/15/2033	250,000.00	1.990	5068
9128337U8	189275	2000	US TREASURY STRIP	11/21/2008	1,727.25	.000	11/15/2033	5,000.00	4.300	5160
9128337U8	216426	2000	US TREASURY STRIP	01/09/2014	45,822.00	.000	11/15/2033	100,000.00	3.971	5160
9128337U8	219703	2000	US TREASURY STRIP	11/20/2014	141,650.00	.000	11/15/2033	250,000.00	3.015	5160



Run Date: 10/3/2019 12:04:27 PM

Investments Outstanding As Of Date: 9/30/2019

INVENTORY BY MATURITY REPORT

CUSIP	Investment #	Fund	Issuer	Purchase Date	Current Book	Current Rate	Maturity Date	Current Par	YTM	Days to Maturity
9128337U8	220256	2000	US TREASURY STRIP	01/09/2015	31,833.00	.000	11/15/2033	50,000.00	2.410	5160
9128337U8	220358	2000	US TREASURY STRIP	01/20/2015	63,356.00	.000	11/15/2033	100,000.00	2.440	5160
9128337U8	220446	2000	US TREASURY STRIP	01/26/2015	64,873.00	.000	11/15/2033	100,000.00	2.315	5160
9128337U8	220465	2000	US TREASURY STRIP	01/26/2015	32,367.00	.000	11/15/2033	50,000.00	2.327	5160
9128337U8	220485	2000	US TREASURY STRIP	01/26/2015	25,843.20	.000	11/15/2033	40,000.00	2.337	5160
9128337U8	220513	2000	US TREASURY STRIP	01/27/2015	162,342.50	.000	11/15/2033	250,000.00	2.310	5160
9128337U8	220617	2000	US TREASURY STRIP	01/29/2015	161,355.00	.000	11/15/2033	250,000.00	2.344	5160
9128337U8	225031	2000	USTREASURYSTRIP	12/24/2015	152,427.50	.000	11/15/2033	250,000.00	2.784	5160
9128337U8	225334	2000	USTREASURYSTRIP	02/04/2016	62,696.00	.000	11/15/2033	100,000.00	2.644	5160
9128337U8	228582	2000	US TREASURY STRI ZERO-% 1	11/14/2016	11,987.82	.000	11/15/2033	18,000.00	2.405	5160
9128337U8	229103	2000	S 0 11-15-33	01/12/2017	12,397.80	.000	11/15/2033	20,000.00	2.860	5160
9128337U8	229134	2000	S 0 11-15-33	01/12/2017	12,397.80	.000	11/15/2033	20,000.00	2.860	5160
9128337U8	229281	2000	S 0 11-15-33	01/26/2017	154,120.00	.000	11/15/2033	250,000.00	2.900	5160
9128337U8	229400	2000	S 0 11-15-33	02/02/2017	24,429.20	.000	11/15/2033	40,000.00	2.960	5160
9128337U8	234368	2000	S 0 11-15-33	11/16/2017	64,806.00	.000	11/15/2033	100,000.00	2.730	5160
9128337U8	234940	2000	S 0 11-15-33	01/25/2018	25,536.00	.000	11/15/2033	40,000.00	2.860	5160
9128337U8	235067	2000	S 0 11-15-33	02/02/2018	25,354.00	.000	11/15/2033	40,000.00	2.910	5160
9128334X5	185241	2000	US TREASURY STRIP	03/27/2008	3,250.00	.000	02/15/2034	10,000.00	6.638	5252
9128334X5	185637	2000	US TREASURY STRIP	04/16/2008	3,300.00	.000	02/15/2034	10,000.00	6.546	5252
9128334X5	185897	2000	US TREASURY STRIP	04/28/2008	7,851.25	.000	02/15/2034	25,000.00	6.844	5252
9128334X5	191134	2000	US TREASURY STRIP	04/13/2009	2,050.00	.000	02/15/2034	5,000.00	5.248	5252
9128334X5	213371	2000	US TREASURY STRIP	03/28/2013	51,738.00	.000	02/15/2034	100,000.00	3.865	5252
9128334X5	220890	2000	US TREASURY STRIP	02/13/2015	24,852.00	.000	02/15/2034	40,000.00	2.784	5252
9128334X5	222338	2000	US TREASURY STRIP	04/30/2015	24,569.20	.000	02/15/2034	40,000.00	2.852	5252
9128334X5	225733	2000	USTREASURYSTRIP	03/17/2016	25,461.20	.000	02/15/2034	40,000.00	2.642	5252
9128334X5	225745	2000	USTREASURYSTRIP	03/17/2016	11,632.00	.000	02/15/2034	18,250.00	2.634	5252
9128334X5	229670	2000	S 0 02-15-34	02/24/2017	31,631.08	.000	02/15/2034	52,000.00	2.950	5252
9128334X5	230028	2000	S 0 02-15-34	03/24/2017	243,056.00	.000	02/15/2034	400,000.00	2.970	5252
9128334X5	230123	2000	S 0 02-15-34	03/30/2017	154,300.00	.000	02/15/2034	250,000.00	2.879	5252
9128334X5	230226	2000	S 0 02-15-34	04/06/2017	31,027.00	.000	02/15/2034	50,000.00	2.850	5252
9128334X5	230340	2000	S 0 02-15-34	04/17/2017	25,133.20	.000	02/15/2034	40,000.00	2.780	5252
9128334X5	230980	2000	S 0 02-15-34	04/28/2017	157,215.00	.000	02/15/2034	250,000.00	2.780	5252
9128334X5	235207	2000	S 0 02-15-34	02/15/2018	24,567.20	.000	02/15/2034	40,000.00	3.070	5252



Run Date: 10/3/2019 12:04:27 PM

Investments Outstanding As Of Date: 9/30/2019

INVENTORY BY MATURITY REPORT

CUSIP	Investment #	Fund	Issuer	Purchase Date	Current Book	Current Rate	Maturity Date	Current Par	YTM	Days to Maturity
9128334X5	235377	2000	S 0 02-15-34	03/01/2018	24,557.60	.000	02/15/2034	40,000.00	3.080	5252
9128334X5	235402	2000	S 0 02-15-34	03/01/2018	24,468.40	.000	02/15/2034	40,000.00	3.103	5252
9128334X5	235462	2000	S 0 02-15-34	03/05/2018	122,174.00	.000	02/15/2034	200,000.00	3.114	5252
9128334X5	235535	2000	S 0 02-15-34	03/08/2018	24,554.80	.000	02/15/2034	40,000.00	3.084	5252
9128334X5	236292	2000	S 0 02-15-34	04/26/2018	24,482.80	.000	02/15/2034	40,000.00	3.130	5252
9128337V6	186678	2000	US TREASURY STRIP	06/09/2008	7,362.75	.000	05/15/2034	25,000.00	4.770	5341
9128337V6	187241	2000	US TREASURY STRIP	07/11/2008	3,117.50	.000	05/15/2034	10,000.00	4.561	5341
9128337V6	197117	2000	US TREASURY STRIP	05/11/2010	104,429.23	.000	05/15/2034	306,000.00	4.528	5341
9128337V6	197210	2000	US TREASURY STRIP	05/14/2010	8,303.75	.000	05/15/2034	25,000.00	4.645	5341
9128337V6	198717	2000	US TREASURY STRIP	07/13/2010	36,650.00	.000	05/15/2034	100,000.00	4.255	5341
9128337V6	222633	2000	US TREASURY STRIP	05/21/2015	141,057.50	.000	05/15/2034	250,000.00	3.037	5341
9128337V6	226893	2000	US TREASURY STRI ZERO-% 5	05/26/2016	77,565.60	.000	05/15/2034	120,000.00	2.443	5341
9128337V6	227327	2000	US TREASURY STRI ZERO-% 5	07/15/2016	35,154.50	.000	05/15/2034	50,000.00	1.985	5341
9128337V6	227510	2000	US TREASURY NOTE ZERO-%	07/29/2016	27,629.20	.000	05/15/2034	40,000.00	2.090	5341
9128337V6	227682	2000	US TREASURY STRI ZERO-% 5	08/12/2016	69,127.00	.000	05/15/2034	100,000.00	2.090	5341
9128337V6	231292	2000	S 0 05-15-34	05/11/2017	24,601.20	.000	05/15/2034	40,000.00	2.878	5341
9128337V6	231590	2000	S 0 05-15-34	06/02/2017	25,260.40	.000	05/15/2034	40,000.00	2.730	5341
9128337V6	237024	2000	S 0 05-15-34	06/14/2018	24,512.80	.000	05/15/2034	40,000.00	3.100	5341
9128337V6	237313	2000	S 0 05-15-34	07/06/2018	24,991.20	.000	05/15/2034	40,000.00	2.988	5341
9128337V6	237400	2000	S 0 05-15-34	07/12/2018	25,022.40	.000	05/15/2034	40,000.00	2.983	5341
9128337V6	241267	2000	S 0 05-15-34	05/09/2019	26,542.40	.000	05/15/2034	40,000.00	2.750	5341
9128337V6	241691	2000	S 0 05-15-34	06/21/2019	28,318.40	.000	05/15/2034	40,000.00	2.331	5341
9128337V6	241916	2000	S 0 05-15-34	07/11/2019	28,412.40	.000	05/15/2034	40,000.00	2.317	5341
9128337V6	242035	2000	S 0 05-15-34	07/22/2019	176,242.50	.000	05/15/2034	250,000.00	2.374	5341
9128337V6	242110	2000	S 0 05-15-34	07/26/2019	28,412.00	.000	05/15/2034	40,000.00	2.324	5341
9128334Y3	218850	2000	US TREASURY STRIP	08/28/2014	214,320.00	.000	08/15/2034	400,000.00	3.150	5433
9128334Y3	219276	2000	US TREASURY STRIP	10/17/2014	22,337.20	.000	08/15/2034	40,000.00	2.960	5433
9128334Y3	224328	2000	USTREASURYSTRIP	10/08/2015	59,532.00	.000	08/15/2034	100,000.00	2.770	5433
9128334Y3	224466	2000	USTREASURYSTRIP	10/22/2015	59,484.00	.000	08/15/2034	100,000.00	2.780	5433
9128334Y3	224558	2000	USTREASURYSTRIP	10/29/2015	23,804.40	.000	08/15/2034	40,000.00	2.780	5433
9128334Y3	228097	2000	US TREASURY STRI ZERO-% 8	09/23/2016	33,415.00	.000	08/15/2034	50,000.00	2.265	5433
9128334Y3	228278	2000	US TREASURY STRI ZERO-% 8	10/14/2016	164,655.00	.000	08/15/2034	250,000.00	2.355	5433
9128334Y3	234141	2000	S 0 08-15-34	10/26/2017	25,235.60	.000	08/15/2034	40,000.00	2.760	5433



Run Date: 10/3/2019 12:04:27 PM

Investments Outstanding As Of Date: 9/30/2019

INVENTORY BY MATURITY REPORT

CUSIP	Investment #	Fund	Issuer	Purchase Date	Current Book	Current Rate	Maturity Date	Current Par	YTM	Days to Maturity
9128334Y3	234165	2000	S 0 08-15-34	10/26/2017	31,596.50	.000	08/15/2034	50,000.00	2.750	5433
9128334Y3	234200	2000	S 0 08-15-34	10/27/2017	15,721.25	.000	08/15/2034	25,000.00	2.780	5433
9128334Y3	237884	2000	S 0 08-15-34	08/23/2018	74,920.80	.000	08/15/2034	120,000.00	2.970	5433
9128334Y3	237906	2000	S 0 08-15-34	08/23/2018	24,973.60	.000	08/15/2034	40,000.00	2.970	5433
9128334Y3	237943	2000	S 0 08-15-34	08/23/2018	155,855.00	.000	08/15/2034	250,000.00	2.979	5433
9128334Y3	238220	2000	S 0 08-15-34	09/13/2018	24,618.40	.000	08/15/2034	40,000.00	3.072	5433
9128334Y3	238679	2000	S 0 08-15-34	10/25/2018	236,588.00	.000	08/15/2034	400,000.00	3.350	5433
9128334Y3	242351	2000	S 0 08-15-34	08/19/2019	18,998.00	.000	08/15/2034	25,000.00	1.840	5433
9128334Y3	242580	2000	S 0 08-15-34	09/06/2019	77,009.00	.000	08/15/2034	100,000.00	1.756	5433
9128334Y3	242673	2000	S 0 08-15-34	09/12/2019	60,343.20	.000	08/15/2034	80,000.00	1.898	5433
9128334Y3	242810	2000	S 0 08-15-34	09/23/2019	185,200.00	.000	08/15/2034	250,000.00	2.025	5433
9128337W4	189276	2000	US TREASURY STRIP	11/21/2008	1,676.50	.000	11/15/2034	5,000.00	4.250	5525
9128337W4	220257	2000	US TREASURY STRIP	01/09/2015	31,018.50	.000	11/15/2034	50,000.00	2.420	5525
9128337W4	220359	2000	US TREASURY STRIP	01/20/2015	61,815.00	.000	11/15/2034	100,000.00	2.442	5525
9128337W4	220447	2000	US TREASURY STRIP	01/26/2015	63,458.00	.000	11/15/2034	100,000.00	2.310	5525
9128337W4	220466	2000	US TREASURY STRIP	01/26/2015	31,645.50	.000	11/15/2034	50,000.00	2.324	5525
9128337W4	220486	2000	US TREASURY STRIP	01/26/2015	25,269.20	.000	11/15/2034	40,000.00	2.333	5525
9128337W4	220514	2000	US TREASURY STRIP	01/27/2015	158,657.50	.000	11/15/2034	250,000.00	2.310	5525
9128337W4	220619	2000	US TREASURY STRIP	01/29/2015	157,825.00	.000	11/15/2034	250,000.00	2.337	5525
9128337W4	225032	2000	USTREASURYSTRIP	12/24/2015	146,947.50	.000	11/15/2034	250,000.00	2.832	5525
9128337W4	225335	2000	USTREASURYSTRIP	02/04/2016	60,693.00	.000	11/15/2034	100,000.00	2.677	5525
9128337W4	228583	2000	US TREASURY STRI ZERO-% 1	11/14/2016	11,594.88	.000	11/15/2034	18,000.00	2.458	5525
9128337W4	229106	2000	S 0 11-15-34	01/12/2017	11,966.20	.000	11/15/2034	20,000.00	2.900	5525
9128337W4	229135	2000	S 0 11-15-34	01/12/2017	11,966.20	.000	11/15/2034	20,000.00	2.900	5525
9128337W4	229282	2000	S 0 11-15-34	01/26/2017	148,697.50	.000	11/15/2034	250,000.00	2.940	5525
9128337W4	229401	2000	S 0 11-15-34	02/02/2017	23,556.00	.000	11/15/2034	40,000.00	3.000	5525
9128337W4	234369	2000	S 0 11-15-34	11/16/2017	62,756.00	.000	11/15/2034	100,000.00	2.760	5525
9128337W4	234941	2000	S 0 11-15-34	01/25/2018	24,780.00	.000	11/15/2034	40,000.00	2.870	5525
9128337W4	235069	2000	S 0 11-15-34	02/02/2018	24,591.20	.000	11/15/2034	40,000.00	2.920	5525
9128334Z0	185242	2000	US TREASURY STRIP	03/27/2008	3,120.00	.000	02/15/2035	10,000.00	4.379	5617
9128334Z0	185632	2000	US TREASURY STRIP	04/16/2008	3,150.00	.000	02/15/2035	10,000.00	4.352	5617
9128334Z0	185898	2000	US TREASURY STRIP	04/28/2008	7,546.00	.000	02/15/2035	25,000.00	4.520	5617
9128334Z0	191135	2000	US TREASURY STRIP	04/13/2009	2,000.00	.000	02/15/2035	5,000.00	3.577	5617



Run Date: 10/3/2019 12:04:27 PM

Investments Outstanding As Of Date: 9/30/2019

INVENTORY BY MATURITY REPORT

CUSIP	Investment #	Fund	Issuer	Purchase Date	Current Book	Current Rate	Maturity Date	Current Par	YTM	Days to Maturity
9128334Z0	213372	2000	US TREASURY STRIP	03/28/2013	49,712.00	.000	02/15/2035	100,000.00	3.219	5617
9128334Z0	220880	2000	US TREASURY STRIP	02/13/2015	24,189.60	.000	02/15/2035	40,000.00	2.530	5617
9128334Z0	222339	2000	US TREASURY STRIP	04/30/2015	23,800.40	.000	02/15/2035	40,000.00	2.640	5617
9128334Z0	225736	2000	USTREASURYSTRI	03/17/2016	24,701.20	.000	02/15/2035	40,000.00	2.565	5617
9128334Z0	225746	2000	USTREASURYSTRI	03/17/2016	11,279.79	.000	02/15/2035	18,250.00	2.560	5617
9128334Z0	229671	2000	S 0 02-15-35	02/24/2017	30,528.16	.000	02/15/2035	52,000.00	2.985	5617
9128334Z0	230029	2000	S 0 02-15-35	03/24/2017	234,748.00	.000	02/15/2035	400,000.00	3.000	5617
9128334Z0	230124	2000	S 0 02-15-35	03/30/2017	148,977.50	.000	02/15/2035	250,000.00	2.916	5617
9128334Z0	230227	2000	S 0 02-15-35	04/06/2017	29,949.50	.000	02/15/2035	50,000.00	2.890	5617
9128334Z0	230341	2000	S 0 02-15-35	04/17/2017	24,277.20	.000	02/15/2035	40,000.00	2.820	5617
9128334Z0	230981	2000	S 0 02-15-35	04/28/2017	151,595.00	.000	02/15/2035	250,000.00	2.830	5617
9128334Z0	235208	2000	S 0 02-15-35	02/15/2018	23,790.00	.000	02/15/2035	40,000.00	3.080	5617
9128334Z0	235378	2000	S 0 02-15-35	03/01/2018	23,778.40	.000	02/15/2035	40,000.00	3.090	5617
9128334Z0	235403	2000	S 0 02-15-35	03/01/2018	23,674.80	.000	02/15/2035	40,000.00	3.116	5617
9128334Z0	235463	2000	S 0 02-15-35	03/05/2018	118,220.00	.000	02/15/2035	200,000.00	3.126	5617
9128334Z0	235536	2000	S 0 02-15-35	03/08/2018	23,759.20	.000	02/15/2035	40,000.00	3.098	5617
9128334Z0	236293	2000	S 0 02-15-35	04/26/2018	23,734.00	.000	02/15/2035	40,000.00	3.130	5617
912833X88	186679	2000	US TREASURY STRIP	06/09/2008	7,060.75	.000	05/15/2035	25,000.00	4.750	5706
912833X88	187242	2000	US TREASURY STRIP	07/11/2008	2,998.90	.000	05/15/2035	10,000.00	4.537	5706
912833X88	197118	2000	US TREASURY STRIP	05/11/2010	99,845.35	.000	05/15/2035	306,000.00	4.528	5706
912833X88	197211	2000	US TREASURY STRIP	05/14/2010	7,921.25	.000	05/15/2035	25,000.00	4.650	5706
912833X88	198718	2000	US TREASURY STRIP	07/13/2010	35,200.00	.000	05/15/2035	100,000.00	4.248	5706
912833X88	226894	2000	US TREASURY STRI ZERO-% 5	05/26/2016	75,168.00	.000	05/15/2035	120,000.00	2.481	5706
912833X88	227328	2000	US TREASURY STRI ZERO-% 5	07/15/2016	34,211.00	.000	05/15/2035	50,000.00	2.025	5706
912833X88	227511	2000	US TREASURY STRI ZERO-% 5	07/29/2016	26,860.00	.000	05/15/2035	40,000.00	2.130	5706
912833X88	227683	2000	US TREASURY STRI ZERO-% 5	08/12/2016	67,204.00	.000	05/15/2035	100,000.00	2.130	5706
912833X88	231293	2000	S 0 05-15-35	05/11/2017	23,751.60	.000	05/15/2035	40,000.00	2.915	5706
912833X88	231592	2000	S 0 05-15-35	06/02/2017	24,411.20	.000	05/15/2035	40,000.00	2.770	5706
912833X88	237022	2000	S 0 05-15-35	06/14/2018	23,770.00	.000	05/15/2035	40,000.00	3.100	5706
912833X88	237325	2000	S 0 05-15-35	07/06/2018	24,273.60	.000	05/15/2035	40,000.00	2.985	5706
912833X88	237399	2000	S 0 05-15-35	07/12/2018	24,313.60	.000	05/15/2035	40,000.00	2.978	5706
912833X88	241268	2000	S 0 05-15-35	05/09/2019	25,745.60	.000	05/15/2035	40,000.00	2.770	5706
912833X88	241692	2000	S 0 05-15-35	06/21/2019	27,530.80	.000	05/15/2035	40,000.00	2.363	5706



Run Date: 10/3/2019 12:04:27 PM

Investments Outstanding As Of Date: 9/30/2019

INVENTORY BY MATURITY REPORT

CUSIP	Investment #	Fund	Issuer	Purchase Date	Current Book	Current Rate	Maturity Date	Current Par	YTM	Days to Maturity
912833X88	241917	2000	S 0 05-15-35	07/11/2019	27,624.00	.000	05/15/2035	40,000.00	2.350	5706
912833X88	242033	2000	S 0 05-15-35	07/22/2019	171,195.00	.000	05/15/2035	250,000.00	2.409	5706
912833X88	242111	2000	S 0 05-15-35	07/26/2019	27,585.60	.000	05/15/2035	40,000.00	2.365	5706
9128335A4	218851	2000	US TREASURY STRIP	08/28/2014	207,300.00	.000	08/15/2035	400,000.00	3.160	5798
9128335A4	219278	2000	US TREASURY STRIP	10/17/2014	21,646.00	.000	08/15/2035	40,000.00	2.970	5798
9128335A4	224467	2000	USTREASURYSTRIP	10/22/2015	57,751.00	.000	08/15/2035	100,000.00	2.790	5798
9128335A4	224559	2000	USTREASURYSTRIP	10/29/2015	23,111.20	.000	08/15/2035	40,000.00	2.790	5798
9128335A4	228098	2000	US TREASURY STRI ZERO-% 8	09/23/2016	32,397.00	.000	08/15/2035	50,000.00	2.310	5798
9128335A4	228279	2000	US TREASURY STRI ZERO-% 8	10/14/2016	159,355.00	.000	08/15/2035	250,000.00	2.405	5798
9128335A4	234142	2000	S 0 08-15-35	10/26/2017	24,467.20	.000	08/15/2035	40,000.00	2.780	5798
9128335A4	234166	2000	S 0 08-15-35	10/26/2017	30,584.00	.000	08/15/2035	50,000.00	2.780	5798
9128335A4	234201	2000	S 0 08-15-35	10/27/2017	15,239.50	.000	08/15/2035	25,000.00	2.800	5798
9128335A4	237883	2000	S 0 08-15-35	08/23/2018	72,744.00	.000	08/15/2035	120,000.00	2.970	5798
9128335A4	237907	2000	S 0 08-15-35	08/23/2018	24,248.00	.000	08/15/2035	40,000.00	2.970	5798
9128335A4	237944	2000	S 0 08-15-35	08/23/2018	151,390.00	.000	08/15/2035	250,000.00	2.976	5798
9128335A4	238221	2000	S 0 08-15-35	09/13/2018	23,863.20	.000	08/15/2035	40,000.00	3.076	5798
9128335A4	238678	2000	S 0 08-15-35	10/25/2018	228,476.00	.000	08/15/2035	400,000.00	3.360	5798
9128335A4	242352	2000	S 0 08-15-35	08/19/2019	18,535.50	.000	08/15/2035	25,000.00	1.880	5798
9128335A4	242581	2000	S 0 08-15-35	09/06/2019	75,243.00	.000	08/15/2035	100,000.00	1.792	5798
9128335A4	242674	2000	S 0 08-15-35	09/12/2019	58,916.00	.000	08/15/2035	80,000.00	1.930	5798
9128335A4	242811	2000	S 0 08-15-35	09/23/2019	180,660.00	.000	08/15/2035	250,000.00	2.054	5798
912833X96	189277	2000	US TREASURY STRIP	11/21/2008	1,633.15	.000	11/15/2035	5,000.00	4.190	5890
912833X96	220487	2000	US TREASURY STRIP	01/26/2015	24,715.20	.000	11/15/2035	40,000.00	2.328	5890
912833X96	228584	2000	US TREASURY STRI ZERO-% 1	11/14/2016	11,190.42	.000	11/15/2035	18,000.00	2.517	5890
912833X96	229109	2000	S 0 11-15-35	01/12/2017	11,605.20	.000	11/15/2035	20,000.00	2.910	5890
912833X96	229136	2000	S 0 11-15-35	01/12/2017	11,605.20	.000	11/15/2035	20,000.00	2.910	5890
912833X96	229283	2000	S 0 11-15-35	01/26/2017	143,887.50	.000	11/15/2035	250,000.00	2.960	5890
912833X96	229402	2000	S 0 11-15-35	02/02/2017	22,738.40	.000	11/15/2035	40,000.00	3.030	5890
912833X96	234370	2000	S 0 11-15-35	11/16/2017	60,843.00	.000	11/15/2035	100,000.00	2.780	5890
912833X96	234942	2000	S 0 11-15-35	01/25/2018	24,041.60	.000	11/15/2035	40,000.00	2.880	5890
912833X96	235070	2000	S 0 11-15-35	02/02/2018	23,846.80	.000	11/15/2035	40,000.00	2.930	5890
9128335B2	185243	2000	US TREASURY STRIP	03/27/2008	3,025.00	.000	02/15/2036	10,000.00	4.334	5982
9128335B2	185633	2000	US TREASURY STRIP	04/16/2008	3,075.00	.000	02/15/2036	10,000.00	4.282	5982



Run Date: 10/3/2019 12:04:27 PM

Investments Outstanding As Of Date: 9/30/2019

INVENTORY BY MATURITY REPORT

CUSIP	Investment #	Fund	Issuer	Purchase Date	Current Book	Current Rate	Maturity Date	Current Par	YTM	Days to Maturity
9128335B2	185899	2000	US TREASURY STRIP	04/28/2008	7,235.75	.000	02/15/2036	25,000.00	4.510	5982
9128335B2	191136	2000	US TREASURY STRIP	04/13/2009	1,950.00	.000	02/15/2036	5,000.00	3.539	5982
9128335B2	213373	2000	US TREASURY STRIP	03/28/2013	47,998.00	.000	02/15/2036	100,000.00	3.233	5982
9128335B2	220884	2000	US TREASURY STRIP	02/13/2015	23,588.80	.000	02/15/2036	40,000.00	2.530	5982
9128335B2	222340	2000	US TREASURY STRIP	04/30/2015	23,231.60	.000	02/15/2036	40,000.00	2.630	5982
9128335B2	225738	2000	USTREASURYSTRIP	03/17/2016	24,032.00	.000	02/15/2036	40,000.00	2.575	5982
9128335B2	229672	2000	S 0 02-15-36	02/24/2017	29,553.68	.000	02/15/2036	52,000.00	3.000	5982
9128335B2	230030	2000	S 0 02-15-36	03/24/2017	226,888.00	.000	02/15/2036	400,000.00	3.023	5982
9128335B2	230126	2000	S 0 02-15-36	03/30/2017	144,270.00	.000	02/15/2036	250,000.00	2.933	5982
9128335B2	230229	2000	S 0 02-15-36	04/06/2017	28,994.00	.000	02/15/2036	50,000.00	2.910	5982
9128335B2	230342	2000	S 0 02-15-36	04/17/2017	23,563.20	.000	02/15/2036	40,000.00	2.830	5982
9128335B2	230982	2000	S 0 02-15-36	04/28/2017	146,850.00	.000	02/15/2036	250,000.00	2.850	5982
9128335B2	235209	2000	S 0 02-15-36	02/15/2018	23,033.20	.000	02/15/2036	40,000.00	3.090	5982
9128335B2	235379	2000	S 0 02-15-36	03/01/2018	23,060.40	.000	02/15/2036	40,000.00	3.090	5982
9128335B2	235404	2000	S 0 02-15-36	03/01/2018	22,942.00	.000	02/15/2036	40,000.00	3.119	5982
9128335B2	235464	2000	S 0 02-15-36	03/05/2018	114,528.00	.000	02/15/2036	200,000.00	3.130	5982
9128335B2	235537	2000	S 0 02-15-36	03/08/2018	23,040.00	.000	02/15/2036	40,000.00	3.098	5982
9128335B2	236294	2000	S 0 02-15-36	04/26/2018	23,008.00	.000	02/15/2036	40,000.00	3.130	5982
912833Y20	186680	2000	US TREASURY STRIP	06/09/2008	6,773.75	.000	05/15/2036	25,000.00	4.730	6072
912833Y20	187243	2000	US TREASURY STRIP	07/11/2008	2,888.50	.000	05/15/2036	10,000.00	4.510	6072
912833Y20	197119	2000	US TREASURY STRIP	05/11/2010	95,114.59	.000	05/15/2036	306,000.00	4.543	6072
912833Y20	197212	2000	US TREASURY STRIP	05/14/2010	7,554.00	.000	05/15/2036	25,000.00	4.656	6072
912833Y20	198719	2000	US TREASURY STRIP	07/13/2010	33,600.00	.000	05/15/2036	100,000.00	4.266	6072
912833Y20	227512	2000	US TREASURY STRI ZERO-% 5	07/29/2016	26,245.60	.000	05/15/2036	40,000.00	2.140	6072
912833Y20	231294	2000	S 0 05-15-36	05/11/2017	22,953.20	.000	05/15/2036	40,000.00	2.943	6072
912833Y20	231593	2000	S 0 05-15-36	06/02/2017	23,638.00	.000	05/15/2036	40,000.00	2.795	6072
912833Y20	237023	2000	S 0 05-15-36	06/14/2018	23,050.00	.000	05/15/2036	40,000.00	3.100	6072
912833Y20	237326	2000	S 0 05-15-36	07/06/2018	23,582.00	.000	05/15/2036	40,000.00	2.981	6072
912833Y20	237398	2000	S 0 05-15-36	07/12/2018	23,627.60	.000	05/15/2036	40,000.00	2.973	6072
912833Y20	241269	2000	S 0 05-15-36	05/09/2019	24,963.20	.000	05/15/2036	40,000.00	2.790	6072
912833Y20	241693	2000	S 0 05-15-36	06/21/2019	26,784.40	.000	05/15/2036	40,000.00	2.387	6072
912833Y20	241918	2000	S 0 05-15-36	07/11/2019	26,851.60	.000	05/15/2036	40,000.00	2.380	6072
912833Y20	242031	2000	S 0 05-15-36	07/22/2019	166,370.00	.000	05/15/2036	250,000.00	2.437	6072



Run Date: 10/3/2019 12:04:27 PM

Investments Outstanding As Of Date: 9/30/2019

INVENTORY BY MATURITY REPORT

CUSIP	Investment #	Fund	Issuer	Purchase Date	Current Book	Current Rate	Maturity Date	Current Par	YTM	Days to Maturity
912833Y20	242112	2000	S 0 05-15-36	07/26/2019	26,810.80	.000	05/15/2036	40,000.00	2.395	6072
9128337E4	218852	2000	US TREASURY STRIP	08/28/2014	200,032.00	.000	08/15/2036	400,000.00	3.180	6164
9128337E4	219280	2000	US TREASURY STRIP	10/17/2014	20,926.80	.000	08/15/2036	40,000.00	2.990	6164
9128337E4	224468	2000	USTREASURYSTRIP	10/22/2015	55,943.00	.000	08/15/2036	100,000.00	2.810	6164
9128337E4	224560	2000	USTREASURYSTRIP	10/29/2015	22,406.00	.000	08/15/2036	40,000.00	2.806	6164
9128337E4	234143	2000	S 0 08-15-36	10/26/2017	23,668.80	.000	08/15/2036	40,000.00	2.810	6164
9128337E4	234167	2000	S 0 08-15-36	10/26/2017	29,586.00	.000	08/15/2036	50,000.00	2.810	6164
9128337E4	234202	2000	S 0 08-15-36	10/27/2017	14,739.25	.000	08/15/2036	25,000.00	2.830	6164
9128337E4	237881	2000	S 0 08-15-36	08/23/2018	70,506.00	.000	08/15/2036	120,000.00	2.980	6164
9128337E4	237908	2000	S 0 08-15-36	08/23/2018	23,543.60	.000	08/15/2036	40,000.00	2.970	6164
9128337E4	237945	2000	S 0 08-15-36	08/23/2018	146,907.50	.000	08/15/2036	250,000.00	2.979	6164
9128337E4	238222	2000	S 0 08-15-36	09/13/2018	23,129.60	.000	08/15/2036	40,000.00	3.080	6164
9128337E4	238677	2000	S 0 08-15-36	10/25/2018	220,604.00	.000	08/15/2036	400,000.00	3.370	6164
9128337E4	242353	2000	S 0 08-15-36	08/19/2019	18,130.75	.000	08/15/2036	25,000.00	1.900	6164
9128337E4	242582	2000	S 0 08-15-36	09/06/2019	73,503.00	.000	08/15/2036	100,000.00	1.826	6164
9128337E4	242675	2000	S 0 08-15-36	09/12/2019	57,496.00	.000	08/15/2036	80,000.00	1.961	6164
9128337E4	242812	2000	S 0 08-15-36	09/23/2019	176,132.50	.000	08/15/2036	250,000.00	2.084	6164
912833Y38	189278	2000	US TREASURY STRIP	11/21/2008	1,584.10	.000	11/15/2036	5,000.00	4.150	6256
912833Y38	220488	2000	US TREASURY STRIP	01/26/2015	24,395.20	.000	11/15/2036	40,000.00	2.281	6256
912833Y38	229112	2000	S 0 11-15-36	01/12/2017	11,208.60	.000	11/15/2036	20,000.00	2.940	6256
912833Y38	229137	2000	S 0 11-15-36	01/12/2017	11,208.60	.000	11/15/2036	20,000.00	2.940	6256
912833Y38	229403	2000	S 0 11-15-36	02/02/2017	21,893.60	.000	11/15/2036	40,000.00	3.070	6256
912833Y38	234371	2000	S 0 11-15-36	11/16/2017	58,965.00	.000	11/15/2036	100,000.00	2.800	6256
912833Y38	234943	2000	S 0 11-15-36	01/25/2018	23,320.40	.000	11/15/2036	40,000.00	2.890	6256
912833Y38	235071	2000	S 0 11-15-36	02/02/2018	23,120.40	.000	11/15/2036	40,000.00	2.940	6256
9128337F1	185244	2000	US TREASURY STRIP	03/27/2008	2,900.00	.000	02/15/2037	10,000.00	4.331	6348
9128337F1	185634	2000	US TREASURY STRIP	04/16/2008	2,950.00	.000	02/15/2037	10,000.00	4.279	6348
9128337F1	185900	2000	US TREASURY STRIP	04/28/2008	6,905.00	.000	02/15/2037	25,000.00	4.518	6348
9128337F1	191138	2000	US TREASURY STRIP	04/13/2009	1,900.00	.000	02/15/2037	5,000.00	3.506	6348
9128337F1	213374	2000	US TREASURY STRIP	03/28/2013	46,189.00	.000	02/15/2037	100,000.00	3.260	6348
9128337F1	220886	2000	US TREASURY STRIP	02/13/2015	22,828.80	.000	02/15/2037	40,000.00	2.565	6348
9128337F1	222342	2000	US TREASURY STRIP	04/30/2015	22,462.80	.000	02/15/2037	40,000.00	2.665	6348
9128337F1	225740	2000	USTREASURYSTRIP	03/17/2016	23,280.40	.000	02/15/2037	40,000.00	2.605	6348



Run Date: 10/3/2019 12:04:27 PM

Investments Outstanding As Of Date: 9/30/2019

INVENTORY BY MATURITY REPORT

CUSIP	Investment #	Fund	Issuer	Purchase Date	Current Book	Current Rate	Maturity Date	Current Par	YTM	Days to Maturity
9128337F1	230031	2000	S 0 02-15-37	03/24/2017	218,164.00	.000	02/15/2037	400,000.00	3.070	6348
9128337F1	230343	2000	S 0 02-15-37	04/17/2017	22,687.20	.000	02/15/2037	40,000.00	2.880	6348
9128337F1	235210	2000	S 0 02-15-37	02/15/2018	22,295.60	.000	02/15/2037	40,000.00	3.100	6348
9128337F1	235380	2000	S 0 02-15-37	03/01/2018	22,322.40	.000	02/15/2037	40,000.00	3.100	6348
9128337F1	235405	2000	S 0 02-15-37	03/01/2018	22,193.60	.000	02/15/2037	40,000.00	3.131	6348
9128337F1	235465	2000	S 0 02-15-37	03/05/2018	110,778.00	.000	02/15/2037	200,000.00	3.142	6348
9128337F1	235538	2000	S 0 02-15-37	03/08/2018	22,288.00	.000	02/15/2037	40,000.00	3.111	6348
9128337F1	236295	2000	S 0 02-15-37	04/26/2018	22,263.20	.000	02/15/2037	40,000.00	3.140	6348
912833Y46	186681	2000	US TREASURY STRIP	06/09/2008	6,501.00	.000	05/15/2037	25,000.00	4.710	6437
912833Y46	187244	2000	US TREASURY STRIP	07/11/2008	2,789.90	.000	05/15/2037	10,000.00	4.475	6437
912833Y46	197121	2000	US TREASURY STRIP	05/11/2010	90,637.81	.000	05/15/2037	306,000.00	4.556	6437
912833Y46	197213	2000	US TREASURY STRIP	05/14/2010	7,288.75	.000	05/15/2037	25,000.00	4.617	6437
912833Y46	198720	2000	US TREASURY STRIP	07/13/2010	31,810.00	.000	05/15/2037	100,000.00	4.313	6437
912833Y46	227513	2000	US TREASURY STRI ZERO-% 5	07/29/2016	25,429.60	.000	05/15/2037	40,000.00	2.190	6437
912833Y46	231295	2000	S 0 05-15-37	05/11/2017	22,117.20	.000	05/15/2037	40,000.00	2.983	6437
912833Y46	231595	2000	S 0 05-15-37	06/02/2017	22,810.80	.000	05/15/2037	40,000.00	2.835	6437
912833Y46	237016	2000	S 0 05-15-37	06/14/2018	22,351.60	.000	05/15/2037	40,000.00	3.100	6437
912833Y46	237327	2000	S 0 05-15-37	07/06/2018	22,894.80	.000	05/15/2037	40,000.00	2.981	6437
912833Y46	237397	2000	S 0 05-15-37	07/12/2018	22,945.60	.000	05/15/2037	40,000.00	2.971	6437
912833Y46	241270	2000	S 0 05-15-37	05/09/2019	24,194.80	.000	05/15/2037	40,000.00	2.810	6437
912833Y46	241694	2000	S 0 05-15-37	06/21/2019	26,059.60	.000	05/15/2037	40,000.00	2.408	6437
912833Y46	241919	2000	S 0 05-15-37	07/11/2019	26,164.00	.000	05/15/2037	40,000.00	2.393	6437
912833Y46	242030	2000	S 0 05-15-37	07/22/2019	161,735.00	.000	05/15/2037	250,000.00	2.460	6437
912833Y46	242113	2000	S 0 05-15-37	07/26/2019	26,065.20	.000	05/15/2037	40,000.00	2.420	6437
912833Z52	218853	2000	US TREASURY STRIP	08/28/2014	192,948.00	.000	08/15/2037	400,000.00	3.200	6529
912833Z52	219281	2000	US TREASURY STRIP	10/17/2014	20,132.80	.000	08/15/2037	40,000.00	3.030	6529
912833Z52	224469	2000	USTREASURYSTRIP	10/22/2015	54,054.00	.000	08/15/2037	100,000.00	2.840	6529
912833Z52	224561	2000	USTREASURYSTRIP	10/29/2015	21,664.40	.000	08/15/2037	40,000.00	2.833	6529
912833Z52	234144	2000	S 0 08-15-37	10/26/2017	22,882.80	.000	08/15/2037	40,000.00	2.840	6529
912833Z52	237880	2000	S 0 08-15-37	08/23/2018	68,450.40	.000	08/15/2037	120,000.00	2.980	6529
912833Z52	237909	2000	S 0 08-15-37	08/23/2018	22,859.60	.000	08/15/2037	40,000.00	2.970	6529
912833Z52	237946	2000	S 0 08-15-37	08/23/2018	142,522.50	.000	08/15/2037	250,000.00	2.983	6529
912833Z52	238223	2000	S 0 08-15-37	09/13/2018	22,391.60	.000	08/15/2037	40,000.00	3.090	6529



Run Date: 10/3/2019 12:04:27 PM

Investments Outstanding As Of Date: 9/30/2019

INVENTORY BY MATURITY REPORT

CUSIP	Investment #	Fund	Issuer	Purchase Date	Current Book	Current Rate	Maturity Date	Current Par	YTM	Days to Maturity
912833Z52	238676	2000	S 0 08-15-37	10/25/2018	213,156.00	.000	08/15/2037	400,000.00	3.375	6529
912833Z52	242354	2000	S 0 08-15-37	08/19/2019	17,759.50	.000	08/15/2037	25,000.00	1.910	6529
912833Z52	242583	2000	S 0 08-15-37	09/06/2019	71,781.00	.000	08/15/2037	100,000.00	1.857	6529
912833Z52	242676	2000	S 0 08-15-37	09/12/2019	56,095.20	.000	08/15/2037	80,000.00	1.990	6529
912833Z52	242813	2000	S 0 08-15-37	09/23/2019	171,560.00	.000	08/15/2037	250,000.00	2.115	6529
912834AD0	189279	2000	US TREASURY STRIP	11/21/2008	1,542.10	.000	11/15/2037	5,000.00	4.100	6621
912834AD0	220489	2000	US TREASURY STRIP	01/26/2015	23,676.80	.000	11/15/2037	40,000.00	2.313	6621
912834AD0	229114	2000	S 0 11-15-37	01/12/2017	10,819.40	.000	11/15/2037	20,000.00	2.970	6621
912834AD0	229138	2000	S 0 11-15-37	01/12/2017	10,819.40	.000	11/15/2037	20,000.00	2.970	6621
912834AD0	229404	2000	S 0 11-15-37	02/02/2017	21,106.80	.000	11/15/2037	40,000.00	3.100	6621
912834AD0	234944	2000	S 0 11-15-37	01/25/2018	22,616.80	.000	11/15/2037	40,000.00	2.900	6621
912834AD0	235072	2000	S 0 11-15-37	02/02/2018	22,368.00	.000	11/15/2037	40,000.00	2.960	6621
912833Z60	191137	2000	US TREASURY STRIP	04/13/2009	1,900.00	.000	02/15/2038	5,000.00	4.472	6713
912833Z60	213375	2000	US TREASURY STRIP	03/28/2013	44,327.00	.000	02/15/2038	100,000.00	3.754	6713
912833Z60	220889	2000	US TREASURY STRIP	02/13/2015	22,053.20	.000	02/15/2038	40,000.00	2.740	6713
912833Z60	222344	2000	US TREASURY STRIP	04/30/2015	21,802.40	.000	02/15/2038	40,000.00	2.793	6713
912833Z60	225742	2000	USTREASURYSTRI	03/17/2016	22,407.20	.000	02/15/2038	40,000.00	2.667	6713
912833Z60	230032	2000	S 0 02-15-38	03/24/2017	210,184.00	.000	02/15/2038	400,000.00	3.103	6713
912833Z60	230344	2000	S 0 02-15-38	04/17/2017	21,778.00	.000	02/15/2038	40,000.00	2.940	6713
912833Z60	235211	2000	S 0 02-15-38	02/15/2018	21,620.40	.000	02/15/2038	40,000.00	3.100	6713
912833Z60	235381	2000	S 0 02-15-38	03/01/2018	21,646.00	.000	02/15/2038	40,000.00	3.100	6713
912833Z60	235406	2000	S 0 02-15-38	03/01/2018	21,519.20	.000	02/15/2038	40,000.00	3.130	6713
912833Z60	235466	2000	S 0 02-15-38	03/05/2018	107,420.00	.000	02/15/2038	200,000.00	3.140	6713
912833Z60	235539	2000	S 0 02-15-38	03/08/2018	21,632.00	.000	02/15/2038	40,000.00	3.106	6713
912833Z60	236296	2000	S 0 02-15-38	04/26/2018	21,580.40	.000	02/15/2038	40,000.00	3.140	6713
912834AE8	197123	2000	US TREASURY STRIP	05/11/2010	86,531.29	.000	05/15/2038	306,000.00	4.560	6802
912834AE8	197214	2000	US TREASURY STRIP	05/14/2010	6,861.25	.000	05/15/2038	25,000.00	4.671	6802
912834AE8	198721	2000	US TREASURY STRIP	07/13/2010	30,580.00	.000	05/15/2038	100,000.00	4.301	6802
912834AE8	227514	2000	US TREASURY STRI ZERO-% 5	07/29/2016	24,828.40	.000	05/15/2038	40,000.00	2.200	6802
912834AE8	231296	2000	S 0 05-15-38	05/11/2017	21,290.40	.000	05/15/2038	40,000.00	3.024	6802
912834AE8	231598	2000	S 0 05-15-38	06/02/2017	21,972.40	.000	05/15/2038	40,000.00	2.880	6802
912834AE8	237021	2000	S 0 05-15-38	06/14/2018	21,632.00	.000	05/15/2038	40,000.00	3.110	6802
912834AE8	237328	2000	S 0 05-15-38	07/06/2018	22,210.00	.000	05/15/2038	40,000.00	2.985	6802



Run Date: 10/3/2019 12:04:27 PM

Investments Outstanding As Of Date: 9/30/2019

INVENTORY BY MATURITY REPORT

CUSIP	Investment #	Fund	Issuer	Purchase Date	Current Book	Current Rate	Maturity Date	Current Par	YTM	Days to Maturity
912834AE8	237396	2000	S 0 05-15-38	07/12/2018	22,275.60	.000	05/15/2038	40,000.00	2.972	6802
912834AE8	241271	2000	S 0 05-15-38	05/09/2019	23,440.80	.000	05/15/2038	40,000.00	2.830	6802
912834AE8	241695	2000	S 0 05-15-38	06/21/2019	25,314.80	.000	05/15/2038	40,000.00	2.435	6802
912834AE8	241920	2000	S 0 05-15-38	07/11/2019	25,420.80	.000	05/15/2038	40,000.00	2.420	6802
912834AE8	242029	2000	S 0 05-15-38	07/22/2019	156,955.00	.000	05/15/2038	250,000.00	2.489	6802
912834AE8	242114	2000	S 0 05-15-38	07/26/2019	25,299.60	.000	05/15/2038	40,000.00	2.451	6802
912834AE8	242396	2000	S 0 05-15-38	08/19/2019	13,405.26	.000	05/15/2038	19,000.00	1.870	6802
912834AT5	218854	2000	US TREASURY STRIP	08/28/2014	185,600.00	.000	08/15/2038	400,000.00	3.230	6894
912834AT5	219283	2000	US TREASURY STRIP	10/17/2014	19,444.80	.000	08/15/2038	40,000.00	3.050	6894
912834AT5	224470	2000	USTREASURYSTRIP	10/22/2015	51,788.00	.000	08/15/2038	100,000.00	2.905	6894
912834AT5	224562	2000	USTREASURYSTRIP	10/29/2015	20,889.60	.000	08/15/2038	40,000.00	2.870	6894
912834AT5	234145	2000	S 0 08-15-38	10/26/2017	22,155.60	.000	08/15/2038	40,000.00	2.860	6894
912834AT5	237910	2000	S 0 08-15-38	08/23/2018	22,152.00	.000	08/15/2038	40,000.00	2.980	6894
912834AT5	238224	2000	S 0 08-15-38	09/13/2018	21,715.20	.000	08/15/2038	40,000.00	3.090	6894
912834AT5	238675	2000	S 0 08-15-38	10/25/2018	205,900.00	.000	08/15/2038	400,000.00	3.381	6894
912834AT5	242355	2000	S 0 08-15-38	08/19/2019	17,327.00	.000	08/15/2038	25,000.00	1.940	6894
912834AT5	242584	2000	S 0 08-15-38	09/06/2019	70,083.00	.000	08/15/2038	100,000.00	1.886	6894
912834AT5	242677	2000	S 0 08-15-38	09/12/2019	54,698.40	.000	08/15/2038	80,000.00	2.019	6894
912834AT5	242814	2000	S 0 08-15-38	09/23/2019	167,120.00	.000	08/15/2038	250,000.00	2.143	6894
912834DU9	220490	2000	US TREASURY STRIP	01/26/2015	22,891.20	.000	11/15/2038	40,000.00	2.359	6986
912834DU9	229117	2000	S 0 11-15-38	01/12/2017	10,392.60	.000	11/15/2038	20,000.00	3.020	6986
912834DU9	229139	2000	S 0 11-15-38	01/12/2017	10,392.60	.000	11/15/2038	20,000.00	3.020	6986
912834DU9	229405	2000	S 0 11-15-38	02/02/2017	20,379.60	.000	11/15/2038	40,000.00	3.120	6986
912834DU9	234945	2000	S 0 11-15-38	01/25/2018	21,974.80	.000	11/15/2038	40,000.00	2.900	6986
912834DU9	235073	2000	S 0 11-15-38	02/02/2018	21,764.80	.000	11/15/2038	40,000.00	2.950	6986
912834AU2	213376	2000	US TREASURY STRIP	03/28/2013	42,661.00	.000	02/15/2039	100,000.00	3.318	7078
912834AU2	220891	2000	US TREASURY STRIP	02/13/2015	21,312.40	.000	02/15/2039	40,000.00	2.640	7078
912834AU2	222346	2000	US TREASURY STRIP	04/30/2015	21,130.00	.000	02/15/2039	40,000.00	2.700	7078
912834AU2	225744	2000	USTREASURYSTRIP	03/17/2016	21,668.80	.000	02/15/2039	40,000.00	2.693	7078
912834AU2	230033	2000	S 0 02-15-39	03/24/2017	202,780.00	.000	02/15/2039	400,000.00	3.127	7078
912834AU2	230345	2000	S 0 02-15-39	04/17/2017	21,015.20	.000	02/15/2039	40,000.00	2.970	7078
912834AU2	235212	2000	S 0 02-15-39	02/15/2018	20,922.00	.000	02/15/2039	40,000.00	3.110	7078
912834AU2	235382	2000	S 0 02-15-39	03/01/2018	20,947.20	.000	02/15/2039	40,000.00	3.110	7078



Run Date: 10/3/2019 12:04:27 PM

Investments Outstanding As Of Date: 9/30/2019

INVENTORY BY MATURITY REPORT

CUSIP	Investment #	Fund	Issuer	Purchase Date	Current Book	Current Rate	Maturity Date	Current Par	YTM	Days to Maturity
912834AU2	235407	2000	S 0 02-15-39	03/01/2018	20,831.20	.000	02/15/2039	40,000.00	3.137	7078
912834AU2	235467	2000	S 0 02-15-39	03/05/2018	103,910.00	.000	02/15/2039	200,000.00	3.150	7078
912834AU2	235540	2000	S 0 02-15-39	03/08/2018	20,950.00	.000	02/15/2039	40,000.00	3.112	7078
912834AU2	236297	2000	S 0 02-15-39	04/26/2018	20,961.20	.000	02/15/2039	40,000.00	3.130	7078
912834DV7	197124	2000	US TREASURY STRIP	05/11/2010	82,568.59	.000	05/15/2039	306,000.00	4.567	7167
912834DV7	197215	2000	US TREASURY STRIP	05/14/2010	6,511.00	.000	05/15/2039	25,000.00	4.693	7167
912834DV7	198722	2000	US TREASURY STRIP	07/13/2010	29,132.00	.000	05/15/2039	100,000.00	4.323	7167
912834DV7	227515	2000	US TREASURY STRI ZERO-% 5	07/29/2016	24,072.80	.000	05/15/2039	40,000.00	2.240	7167
912834DV7	231297	2000	S 0 05-15-39	05/11/2017	20,460.40	.000	05/15/2039	40,000.00	3.069	7167
912834DV7	231600	2000	S 0 05-15-39	06/02/2017	21,146.00	.000	05/15/2039	40,000.00	2.925	7167
912834DV7	237020	2000	S 0 05-15-39	06/14/2018	20,974.80	.000	05/15/2039	40,000.00	3.110	7167
912834DV7	237329	2000	S 0 05-15-39	07/06/2018	21,562.40	.000	05/15/2039	40,000.00	2.984	7167
912834DV7	237395	2000	S 0 05-15-39	07/12/2018	21,642.00	.000	05/15/2039	40,000.00	2.969	7167
912834DV7	241272	2000	S 0 05-15-39	05/09/2019	22,746.40	.000	05/15/2039	40,000.00	2.840	7167
912834DV7	241696	2000	S 0 05-15-39	06/21/2019	24,560.00	.000	05/15/2039	40,000.00	2.466	7167
912834DV7	241921	2000	S 0 05-15-39	07/11/2019	24,646.80	.000	05/15/2039	40,000.00	2.455	7167
912834DV7	242115	2000	S 0 05-15-39	07/26/2019	24,503.20	.000	05/15/2039	40,000.00	2.490	7167
912834DV7	242397	2000	S 0 05-15-39	08/19/2019	17,245.50	.000	05/15/2039	25,000.00	1.890	7167
912834EP9	224471	2000	USTREASURYSTRIP	10/22/2015	49,554.00	.000	08/15/2039	100,000.00	2.970	7259
912834EP9	224563	2000	USTREASURYSTRIP	10/29/2015	20,080.40	.000	08/15/2039	40,000.00	2.917	7259
912834EP9	234146	2000	S 0 08-15-39	10/26/2017	21,442.80	.000	08/15/2039	40,000.00	2.880	7259
912834EP9	237911	2000	S 0 08-15-39	08/23/2018	21,506.00	.000	08/15/2039	40,000.00	2.980	7259
912834EP9	238225	2000	S 0 08-15-39	09/13/2018	21,016.40	.000	08/15/2039	40,000.00	3.100	7259
912834EP9	238674	2000	S 0 08-15-39	10/25/2018	198,580.00	.000	08/15/2039	400,000.00	3.394	7259
912834EP9	242398	2000	S 0 08-15-39	08/19/2019	17,164.75	.000	08/15/2039	25,000.00	1.890	7259
912834EP9	242678	2000	S 0 08-15-39	09/12/2019	53,336.00	.000	08/15/2039	80,000.00	2.045	7259
912834EV6	220491	2000	US TREASURY STRIP	01/26/2015	22,117.20	.000	11/15/2039	40,000.00	2.403	7351
912834EV6	229120	2000	S 0 11-15-39	01/12/2017	10,018.00	.000	11/15/2039	20,000.00	3.050	7351
912834EV6	229140	2000	S 0 11-15-39	01/12/2017	10,018.00	.000	11/15/2039	20,000.00	3.050	7351
912834EV6	229406	2000	S 0 11-15-39	02/02/2017	19,626.00	.000	11/15/2039	40,000.00	3.150	7351
912834EV6	234946	2000	S 0 11-15-39	01/25/2018	21,397.20	.000	11/15/2039	40,000.00	2.890	7351
912834EV6	235074	2000	S 0 11-15-39	02/02/2018	21,182.00	.000	11/15/2039	40,000.00	2.940	7351
912834FB9	213377	2000	US TREASURY STRIP	03/28/2013	41,063.00	.000	02/15/2040	100,000.00	3.338	7443



Run Date: 10/3/2019 12:04:27 PM

Investments Outstanding As Of Date: 9/30/2019

INVENTORY BY MATURITY REPORT

CUSIP	Investment #	Fund	Issuer	Purchase Date	Current Book	Current Rate	Maturity Date	Current Par	YTM	Days to Maturity
912834FB9	225747	2000	USTREASURYSTRIP	03/17/2016	20,918.00	.000	02/15/2040	40,000.00	2.729	7443
912834FB9	230034	2000	S 0 02-15-40	03/24/2017	195,152.00	.000	02/15/2040	400,000.00	3.159	7443
912834FB9	230346	2000	S 0 02-15-40	04/17/2017	20,176.40	.000	02/15/2040	40,000.00	3.020	7443
912834FB9	235213	2000	S 0 02-15-40	02/15/2018	20,286.40	.000	02/15/2040	40,000.00	3.110	7443
912834FB9	235383	2000	S 0 02-15-40	03/01/2018	20,310.40	.000	02/15/2040	40,000.00	3.110	7443
912834FB9	235408	2000	S 0 02-15-40	03/01/2018	20,179.60	.000	02/15/2040	40,000.00	3.140	7443
912834FB9	235468	2000	S 0 02-15-40	03/05/2018	100,930.00	.000	02/15/2040	200,000.00	3.140	7443
912834FB9	235541	2000	S 0 02-15-40	03/08/2018	20,308.40	.000	02/15/2040	40,000.00	3.113	7443
912834FB9	236298	2000	S 0 02-15-40	04/26/2018	20,320.40	.000	02/15/2040	40,000.00	3.130	7443
912834HV3	227516	2000	US TREASURY STRI ZERO-% 5	07/29/2016	23,294.40	.000	05/15/2040	40,000.00	2.285	7533
912834HV3	231299	2000	S 0 05-15-40	05/11/2017	19,676.40	.000	05/15/2040	40,000.00	3.107	7533
912834HV3	231602	2000	S 0 05-15-40	06/02/2017	20,356.00	.000	05/15/2040	40,000.00	2.965	7533
912834HV3	237019	2000	S 0 05-15-40	06/14/2018	20,337.20	.000	05/15/2040	40,000.00	3.110	7533
912834HV3	237330	2000	S 0 05-15-40	07/06/2018	20,887.60	.000	05/15/2040	40,000.00	2.995	7533
912834HV3	237394	2000	S 0 05-15-40	07/12/2018	20,969.20	.000	05/15/2040	40,000.00	2.979	7533
912834HV3	241273	2000	S 0 05-15-40	05/09/2019	22,022.40	.000	05/15/2040	40,000.00	2.860	7533
912834HV3	241697	2000	S 0 05-15-40	06/21/2019	23,787.60	.000	05/15/2040	40,000.00	2.502	7533
912834HV3	241922	2000	S 0 05-15-40	07/11/2019	23,880.00	.000	05/15/2040	40,000.00	2.490	7533
912834HV3	242116	2000	S 0 05-15-40	07/26/2019	23,708.40	.000	05/15/2040	40,000.00	2.530	7533
912834JB5	224472	2000	USTREASURYSTRIP	10/22/2015	47,298.00	.000	08/15/2040	100,000.00	3.040	7625
912834JB5	234147	2000	S 0 08-15-40	10/26/2017	20,698.40	.000	08/15/2040	40,000.00	2.910	7625
912834JB5	237912	2000	S 0 08-15-40	08/23/2018	20,834.00	.000	08/15/2040	40,000.00	2.990	7625
912834JB5	238226	2000	S 0 08-15-40	09/13/2018	20,344.40	.000	08/15/2040	40,000.00	3.108	7625
912834JB5	238673	2000	S 0 08-15-40	10/25/2018	191,596.00	.000	08/15/2040	400,000.00	3.404	7625
912834JB5	242399	2000	S 0 08-15-40	08/19/2019	16,809.75	.000	08/15/2040	25,000.00	1.900	7625
912834JB5	242658	2000	S 0 08-15-40	09/12/2019	51,905.60	.000	08/15/2040	80,000.00	2.078	7625
912834JH2	229122	2000	S 0 11-15-40	01/12/2017	9,673.80	.000	11/15/2040	20,000.00	3.070	7717
912834JH2	229141	2000	S 0 11-15-40	01/12/2017	9,673.80	.000	11/15/2040	20,000.00	3.070	7717
912834JH2	229407	2000	S 0 11-15-40	02/02/2017	18,800.40	.000	11/15/2040	40,000.00	3.200	7717
912834JH2	234947	2000	S 0 11-15-40	01/25/2018	20,652.00	.000	11/15/2040	40,000.00	2.920	7717
912834JH2	235075	2000	S 0 11-15-40	02/02/2018	20,434.80	.000	11/15/2040	40,000.00	2.970	7717
912834JP4	213378	2000	US TREASURY STRIP	03/28/2013	39,487.00	.000	02/15/2041	100,000.00	3.360	7809
912834JP4	230035	2000	S 0 02-15-41	03/24/2017	186,620.00	.000	02/15/2041	400,000.00	3.216	7809



Run Date: 10/3/2019 12:04:27 PM

Investments Outstanding As Of Date: 9/30/2019

INVENTORY BY MATURITY REPORT

CUSIP	Investment #	Fund	Issuer	Purchase Date	Current Book	Current Rate	Maturity Date	Current Par	YTM	Days to Maturity
912834JP4	230347	2000	S 0 02-15-41	04/17/2017	19,466.00	.000	02/15/2041	40,000.00	3.045	7809
912834JP4	235214	2000	S 0 02-15-41	02/15/2018	19,580.80	.000	02/15/2041	40,000.00	3.130	7809
912834JP4	235384	2000	S 0 02-15-41	03/01/2018	19,560.00	.000	02/15/2041	40,000.00	3.140	7809
912834JP4	235409	2000	S 0 02-15-41	03/01/2018	19,459.20	.000	02/15/2041	40,000.00	3.163	7809
912834JP4	235469	2000	S 0 02-15-41	03/05/2018	97,284.00	.000	02/15/2041	200,000.00	3.165	7809
912834JP4	235542	2000	S 0 02-15-41	03/08/2018	19,606.80	.000	02/15/2041	40,000.00	3.132	7809
912834JP4	236299	2000	S 0 02-15-41	04/26/2018	19,654.80	.000	02/15/2041	40,000.00	3.140	7809
912834KH0	231301	2000	S 0 05-15-41	05/11/2017	18,953.20	.000	05/15/2041	40,000.00	3.135	7898
912834KH0	231603	2000	S 0 05-15-41	06/02/2017	19,649.20	.000	05/15/2041	40,000.00	2.990	7898
912834KH0	237018	2000	S 0 05-15-41	06/14/2018	19,674.80	.000	05/15/2041	40,000.00	3.120	7898
912834KH0	237331	2000	S 0 05-15-41	07/06/2018	20,248.80	.000	05/15/2041	40,000.00	3.001	7898
912834KH0	237393	2000	S 0 05-15-41	07/12/2018	20,308.40	.000	05/15/2041	40,000.00	2.990	7898
912834KH0	241274	2000	S 0 05-15-41	05/09/2019	21,266.80	.000	05/15/2041	40,000.00	2.890	7898
912834KH0	241698	2000	S 0 05-15-41	06/21/2019	23,033.60	.000	05/15/2041	40,000.00	2.536	7898
912834KH0	241923	2000	S 0 05-15-41	07/11/2019	23,146.00	.000	05/15/2041	40,000.00	2.520	7898
912834KH0	242117	2000	S 0 05-15-41	07/26/2019	22,946.40	.000	05/15/2041	40,000.00	2.565	7898
912834KP2	224473	2000	USTREASURYSTRIP	10/22/2015	45,776.00	.000	08/15/2041	100,000.00	3.050	7990
912834KP2	234148	2000	S 0 08-15-41	10/26/2017	19,968.00	.000	08/15/2041	40,000.00	2.940	7990
912834KP2	237913	2000	S 0 08-15-41	08/23/2018	20,179.20	.000	08/15/2041	40,000.00	3.000	7990
912834KP2	238227	2000	S 0 08-15-41	09/13/2018	20,219.60	.000	08/15/2041	40,000.00	2.999	7990
912834KP2	238672	2000	S 0 08-15-41	10/25/2018	185,124.00	.000	08/15/2041	400,000.00	3.407	7990
912834KP2	242400	2000	S 0 08-15-41	08/19/2019	16,423.25	.000	08/15/2041	25,000.00	1.920	7990
912834KP2	242679	2000	S 0 08-15-41	09/12/2019	50,492.00	.000	08/15/2041	80,000.00	2.110	7990
912834KV9	229124	2000	S 0 11-15-41	01/12/2017	9,337.60	.000	11/15/2041	20,000.00	3.090	8082
912834KV9	229142	2000	S 0 11-15-41	01/12/2017	9,337.60	.000	11/15/2041	20,000.00	3.090	8082
912834KV9	234948	2000	S 0 11-15-41	01/25/2018	19,968.00	.000	11/15/2041	40,000.00	2.940	8082
912834KV9	235076	2000	S 0 11-15-41	02/02/2018	19,794.80	.000	11/15/2041	40,000.00	2.980	8082
912834LB2	213379	2000	US TREASURY STRIP	03/28/2013	37,911.00	.000	02/15/2042	100,000.00	3.386	8174
912834LB2	235215	2000	S 0 02-15-42	02/15/2018	18,937.20	.000	02/15/2042	40,000.00	3.140	8174
912834LB2	235385	2000	S 0 02-15-42	03/01/2018	18,915.60	.000	02/15/2042	40,000.00	3.150	8174
912834LB2	235410	2000	S 0 02-15-42	03/01/2018	18,796.40	.000	02/15/2042	40,000.00	3.177	8174
912834LB2	235470	2000	S 0 02-15-42	03/05/2018	94,054.00	.000	02/15/2042	200,000.00	3.175	8174
912834LB2	235543	2000	S 0 02-15-42	03/08/2018	18,957.20	.000	02/15/2042	40,000.00	3.143	8174



Run Date: 10/3/2019 12:04:27 PM

Investments Outstanding As Of Date: 9/30/2019

INVENTORY BY MATURITY REPORT

CUSIP	Investment #	Fund	Issuer	Purchase Date	Current Book	Current Rate	Maturity Date	Current Par	YTM	Days to Maturity
912834LB2	236300	2000	S 0 02-15-42	04/26/2018	19,007.20	.000	02/15/2042	40,000.00	3.150	8174
912834LK2	237017	2000	S 0 05-15-42	06/14/2018	19,030.40	.000	05/15/2042	40,000.00	3.130	8263
912834LK2	237332	2000	S 0 05-15-42	07/06/2018	19,618.40	.000	05/15/2042	40,000.00	3.008	8263
912834LK2	237392	2000	S 0 05-15-42	07/12/2018	20,046.60	.000	05/15/2042	40,000.00	2.919	8263
912834LK2	241275	2000	S 0 05-15-42	05/09/2019	20,478.80	.000	05/15/2042	40,000.00	2.930	8263
912834LK2	241699	2000	S 0 05-15-42	06/21/2019	22,278.40	.000	05/15/2042	40,000.00	2.572	8263
912834LK2	241924	2000	S 0 05-15-42	07/11/2019	22,421.20	.000	05/15/2042	40,000.00	2.550	8263
912834LK2	242118	2000	S 0 05-15-42	07/26/2019	22,183.20	.000	05/15/2042	40,000.00	2.602	8263
912834LR7	224474	2000	USTREASURYSTRIP	10/22/2015	44,118.00	.000	08/15/2042	100,000.00	3.075	8355
912834LR7	237914	2000	S 0 08-15-42	08/23/2018	19,587.20	.000	08/15/2042	40,000.00	3.000	8355
912834LR7	238228	2000	S 0 08-15-42	09/13/2018	19,073.60	.000	08/15/2042	40,000.00	3.120	8355
912834LR7	238671	2000	S 0 08-15-42	10/25/2018	178,972.00	.000	08/15/2042	400,000.00	3.407	8355
912834LR7	242401	2000	S 0 08-15-42	08/19/2019	16,002.75	.000	08/15/2042	25,000.00	1.950	8355
912834LR7	242680	2000	S 0 08-15-42	09/12/2019	49,253.60	.000	08/15/2042	80,000.00	2.127	8355
912834LX4	234949	2000	S 0 11-15-42	01/25/2018	19,346.40	.000	11/15/2042	40,000.00	2.950	8447
912834LX4	235055	2000	S 0 11-15-42	02/02/2018	19,124.00	.000	11/15/2042	40,000.00	3.000	8447
912834MM7	241276	2000	S 0 05-15-43	05/09/2019	19,844.40	.000	05/15/2043	40,000.00	2.940	8628
912834MM7	241700	2000	S 0 05-15-43	06/21/2019	21,588.80	.000	05/15/2043	40,000.00	2.597	8628
912834MM7	241925	2000	S 0 05-15-43	07/11/2019	22,422.60	.000	05/15/2043	40,000.00	2.442	8628
912834MM7	242119	2000	S 0 05-15-43	07/26/2019	21,490.40	.000	05/15/2043	40,000.00	2.627	8628
912834MT2	224475	2000	USTREASURYSTRIP	10/22/2015	43,087.00	.000	08/15/2043	100,000.00	3.050	8720
912834MT2	242402	2000	S 0 08-15-43	08/19/2019	15,658.00	.000	08/15/2043	25,000.00	1.960	8720
912834MT2	242681	2000	S 0 08-15-43	09/12/2019	48,005.60	.000	08/15/2043	80,000.00	2.146	8720
912834NV6	224476	2000	USTREASURYSTRIP	10/22/2015	41,506.00	.000	08/15/2044	100,000.00	3.075	9086
912834NV6	242403	2000	S 0 08-15-44	08/19/2019	15,279.75	.000	08/15/2044	25,000.00	1.980	9086
912834PM4	242404	2000	S 0 08-15-45	08/19/2019	14,943.00	.000	08/15/2045	25,000.00	1.990	9451
912834QP6	242405	2000	S 0 08-15-46	08/19/2019	14,650.00	.000	08/15/2046	25,000.00	1.990	9816
912834RR1	242406	2000	S 0 08-15-47	08/19/2019	14,362.75	.000	08/15/2047	25,000.00	1.990	10181
912834TV0	242407	2000	S 0 08-15-48	08/19/2019	14,162.25	.000	08/15/2048	25,000.00	1.970	10547
912834UY2	242408	2000	S 0 08-15-49	08/19/2019	13,887.50	.000	08/15/2049	25,000.00	1.970	10912



Ratification Report

From Date: 9/2/2019 To Date: 9/30/2019

Date Basis: Settlement

Run: 10/03/2019 11:57:41 AM

By: Michael Lotko

State of Ohio - Prod

Inv. No.	Description	CUSIP	Fund	Maturity	Settle	TXN Type	Coupon	Yield	Par Value	Book Value	Purchase Interest	Settlement
Fund: 1000 REG INVESTMENT ACCT-REG												
242587	PRU 0 09-05-19	74433HW59	1000	09/05/19	09/04/19	PURC	.000	2.090	50,000,000.00	49,997,097.22	0.00	-49,997,097.22
242588	PRU 0 09-05-19	74433HW59	1000	09/05/19	09/04/19	PURC	.000	2.090	50,000,000.00	49,997,097.22	0.00	-49,997,097.22
242589	NATXNY 0 09-05-19	63873KW52	1000	09/05/19	09/04/19	PURC	.000	2.090	50,000,000.00	49,997,097.22	0.00	-49,997,097.22
242590	NATXNY 0 09-05-19	63873KW52	1000	09/05/19	09/04/19	PURC	.000	2.090	50,000,000.00	49,997,097.22	0.00	-49,997,097.22
242604	NATXNY 0 09-06-19	63873KW60	1000	09/06/19	09/05/19	PURC	.000	2.090	50,000,000.00	49,997,097.23	0.00	-49,997,097.23
242605	NATXNY 0 09-06-19	63873KW60	1000	09/06/19	09/05/19	PURC	.000	2.090	50,000,000.00	49,997,097.23	0.00	-49,997,097.23
242606	NATXNY 0 09-06-19	63873KW60	1000	09/06/19	09/05/19	PURC	.000	2.090	50,000,000.00	49,997,097.22	0.00	-49,997,097.22
242607	NATXNY 0 09-06-19	63873KW60	1000	09/06/19	09/05/19	PURC	.000	2.090	50,000,000.00	49,997,097.22	0.00	-49,997,097.22
242608	NATXNY 0 09-06-19	63873KW60	1000	09/06/19	09/05/19	PURC	.000	2.090	50,000,000.00	49,997,097.22	0.00	-49,997,097.22
242609	NATXNY 0 09-06-19	63873KW60	1000	09/06/19	09/05/19	PURC	.000	2.090	50,000,000.00	49,997,097.22	0.00	-49,997,097.22
242610	NATXNY 0 09-06-19	63873KW60	1000	09/06/19	09/05/19	PURC	.000	2.090	50,000,000.00	49,997,097.22	0.00	-49,997,097.22
242611	NATXNY 0 09-06-19	63873KW60	1000	09/06/19	09/05/19	PURC	.000	2.090	50,000,000.00	49,997,097.22	0.00	-49,997,097.22
242612	BNPPNY 0 09-06-19	09659CW61	1000	09/06/19	09/05/19	PURC	.000	2.100	50,000,000.00	49,997,083.33	0.00	-49,997,083.33
242613	BNPPNY 0 09-06-19	09659CW61	1000	09/06/19	09/05/19	PURC	.000	2.100	50,000,000.00	49,997,083.34	0.00	-49,997,083.34
242614	BNPPNY 0 09-06-19	09659CW61	1000	09/06/19	09/05/19	PURC	.000	2.100	50,000,000.00	49,997,083.34	0.00	-49,997,083.34
242615	BNPPNY 0 09-06-19	09659CW61	1000	09/06/19	09/05/19	PURC	.000	2.100	50,000,000.00	49,997,083.33	0.00	-49,997,083.33
242634	BNPPNY 0 09-09-19	09659CW95	1000	09/09/19	09/06/19	PURC	.000	2.090	50,000,000.00	49,991,291.67	0.00	-49,991,291.67
242635	BNPPNY 0 09-09-19	09659CW95	1000	09/09/19	09/06/19	PURC	.000	2.090	50,000,000.00	49,991,291.67	0.00	-49,991,291.67
242636	BNPPNY 0 09-09-19	09659CW95	1000	09/09/19	09/06/19	PURC	.000	2.090	25,000,000.00	24,995,645.83	0.00	-24,995,645.83
242655	NATXNY 0 09-13-19	63873KWD5	1000	09/13/19	09/09/19	PURC	.000	2.090	50,000,000.00	49,988,388.89	0.00	-49,988,388.89
242686	NATXNY 0 09-13-19	63873KWD5	1000	09/13/19	09/10/19	PURC	.000	2.090	50,000,000.00	49,991,291.66	0.00	-49,991,291.66
242687	NATXNY 0 09-13-19	63873KWD5	1000	09/13/19	09/10/19	PURC	.000	2.090	50,000,000.00	49,991,291.66	0.00	-49,991,291.66
242688	NATXNY 0 09-13-19	63873KWD5	1000	09/13/19	09/10/19	PURC	.000	2.090	50,000,000.00	49,991,291.67	0.00	-49,991,291.67
242689	NATXNY 0 09-13-19	63873KWD5	1000	09/13/19	09/10/19	PURC	.000	2.090	50,000,000.00	49,991,291.67	0.00	-49,991,291.67
242690	NATXNY 0 09-13-19	63873KWD5	1000	09/13/19	09/10/19	PURC	.000	2.090	50,000,000.00	49,991,291.67	0.00	-49,991,291.67
242691	BNPPNY 0 09-13-19	09659CWD6	1000	09/13/19	09/10/19	PURC	.000	2.090	50,000,000.00	49,991,291.66	0.00	-49,991,291.66
242692	BNPPNY 0 09-13-19	09659CWD6	1000	09/13/19	09/10/19	PURC	.000	2.090	50,000,000.00	49,991,291.66	0.00	-49,991,291.66
242693	BNPPNY 0 09-13-19	09659CWD6	1000	09/13/19	09/10/19	PURC	.000	2.090	50,000,000.00	49,991,291.67	0.00	-49,991,291.67
242694	BNPPNY 0 09-13-19	09659CWD6	1000	09/13/19	09/10/19	PURC	.000	2.090	50,000,000.00	49,991,291.67	0.00	-49,991,291.67
242695	BNPPNY 0 09-13-19	09659CWD6	1000	09/13/19	09/10/19	PURC	.000	2.090	50,000,000.00	49,991,291.67	0.00	-49,991,291.67
242706	PRU 0 09-12-19	74433HWC4	1000	09/12/19	09/11/19	PURC	.000	2.080	50,000,000.00	49,997,111.11	0.00	-49,997,111.11
242707	PRU 0 09-12-19	74433HWC4	1000	09/12/19	09/11/19	PURC	.000	2.080	50,000,000.00	49,997,111.11	0.00	-49,997,111.11
242708	PRU 0 09-12-19	74433HWC4	1000	09/12/19	09/11/19	PURC	.000	2.080	50,000,000.00	49,997,111.11	0.00	-49,997,111.11
242748	NATXNY 0 09-27-19	63873KWT0	1000	09/27/19	09/16/19	PURC	.000	1.941	50,000,000.00	49,970,361.11	0.00	-49,970,361.11
242749	NATXNY 0 09-27-19	63873KWT0	1000	09/27/19	09/16/19	PURC	.000	1.941	50,000,000.00	49,970,361.11	0.00	-49,970,361.11
242750	NATXNY 0 09-17-19	63873KWH6	1000	09/17/19	09/16/19	PURC	.000	2.100	50,000,000.00	49,997,083.33	0.00	-49,997,083.33



Ratification Report

From Date: 9/2/2019 To Date: 9/30/2019

Date Basis: Settlement

Run: 10/03/2019 11:57:41 AM

By: Michael Lotko

State of Ohio - Prod

Inv. No.	Description	CUSIP	Fund	Maturity	Settle	TXN Type	Coupon	Yield	Par Value	Book Value	Purchase Interest	Settlement
242786	PRU 0 09-19-19	74433HWK6	1000	09/19/19	09/18/19	PURC	.000	2.150	50,000,000.00	49,997,013.89	0.00	-49,997,013.89
242787	PRU 0 09-19-19	74433HWK6	1000	09/19/19	09/18/19	PURC	.000	2.150	50,000,000.00	49,997,013.89	0.00	-49,997,013.89
242829	PRU 0 09-20-19	74433HWL4	1000	09/20/19	09/19/19	PURC	.000	1.850	50,000,000.00	49,997,430.55	0.00	-49,997,430.55
242830	PRU 0 09-20-19	74433HWL4	1000	09/20/19	09/19/19	PURC	.000	1.850	50,000,000.00	49,997,430.56	0.00	-49,997,430.56
242831	BNPPNY 0 09-20-19	09659CWL8	1000	09/20/19	09/19/19	PURC	.000	1.800	50,000,000.00	49,997,500.00	0.00	-49,997,500.00
242832	BNPPNY 0 09-20-19	09659CWL8	1000	09/20/19	09/19/19	PURC	.000	1.800	50,000,000.00	49,997,500.00	0.00	-49,997,500.00
242868	PRU 0 09-27-19	74433HWT7	1000	09/27/19	09/24/19	PURC	.000	1.830	50,000,000.00	49,992,375.00	0.00	-49,992,375.00
242869	PRU 0 09-27-19	74433HWT7	1000	09/27/19	09/24/19	PURC	.000	1.830	50,000,000.00	49,992,375.00	0.00	-49,992,375.00
242870	PRU 0 09-27-19	74433HWT7	1000	09/27/19	09/24/19	PURC	.000	1.830	50,000,000.00	49,992,375.00	0.00	-49,992,375.00
242871	PRU 0 09-27-19	74433HWT7	1000	09/27/19	09/24/19	PURC	.000	1.830	50,000,000.00	49,992,375.00	0.00	-49,992,375.00
242890	CACPNY 0 09-26-19	22533UWS8	1000	09/26/19	09/25/19	PURC	.000	1.830	50,000,000.00	49,997,458.34	0.00	-49,997,458.34
242891	CACPNY 0 09-26-19	22533UWS8	1000	09/26/19	09/25/19	PURC	.000	1.830	50,000,000.00	49,997,458.34	0.00	-49,997,458.34
242892	CACPNY 0 09-26-19	22533UWS8	1000	09/26/19	09/25/19	PURC	.000	1.830	50,000,000.00	49,997,458.34	0.00	-49,997,458.34
242893	CACPNY 0 09-26-19	22533UWS8	1000	09/26/19	09/25/19	PURC	.000	1.830	50,000,000.00	49,997,458.33	0.00	-49,997,458.33
242894	CACPNY 0 09-26-19	22533UWS8	1000	09/26/19	09/25/19	PURC	.000	1.830	50,000,000.00	49,997,458.33	0.00	-49,997,458.33
242895	CACPNY 0 09-26-19	22533UWS8	1000	09/26/19	09/25/19	PURC	.000	1.830	50,000,000.00	49,997,458.33	0.00	-49,997,458.33
242896	CACPNY 0 09-26-19	22533UWS8	1000	09/26/19	09/25/19	PURC	.000	1.830	50,000,000.00	49,997,458.33	0.00	-49,997,458.33
242897	CACPNY 0 09-26-19	22533UWS8	1000	09/26/19	09/25/19	PURC	.000	1.830	50,000,000.00	49,997,458.33	0.00	-49,997,458.33
242898	CACPNY 0 09-26-19	22533UWS8	1000	09/26/19	09/25/19	PURC	.000	1.830	50,000,000.00	49,997,458.33	0.00	-49,997,458.33
242931	NATXNY 0 09-27-19	63873KWT0	1000	09/27/19	09/26/19	PURC	.000	1.790	50,000,000.00	49,997,513.89	0.00	-49,997,513.89
242932	NATXNY 0 09-27-19	63873KWT0	1000	09/27/19	09/26/19	PURC	.000	1.790	50,000,000.00	49,997,513.89	0.00	-49,997,513.89
242933	NATXNY 0 09-27-19	63873KWT0	1000	09/27/19	09/26/19	PURC	.000	1.790	50,000,000.00	49,997,513.89	0.00	-49,997,513.89
242934	NATXNY 0 09-27-19	63873KWT0	1000	09/27/19	09/26/19	PURC	.000	1.790	25,000,000.00	24,998,756.94	0.00	-24,998,756.94
242955	NATXNY 0 09-30-19	63873KWW3	1000	09/30/19	09/27/19	PURC	.000	1.790	50,000,000.00	49,992,541.67	0.00	-49,992,541.67
242956	NATXNY 0 09-30-19	63873KWW3	1000	09/30/19	09/27/19	PURC	.000	1.790	50,000,000.00	49,992,541.66	0.00	-49,992,541.66
242978	RABONY 0 10-01-19	21687BX14	1000	10/01/19	09/30/19	PURC	.000	1.840	50,000,000.00	49,997,444.44	0.00	-49,997,444.44
242979	RABONY 0 10-01-19	21687BX14	1000	10/01/19	09/30/19	PURC	.000	1.840	50,000,000.00	49,997,444.45	0.00	-49,997,444.45
PURC							.000	1.981	3,100,000,000.00	3,099,663,958.32	0.00	-3,099,663,958.32
Inv Type: 5110 CP-DISC-US-ACT/360-ZERO-Z							.000	1.981	3,100,000,000.00	3,099,663,958.32	0.00	-3,099,663,958.32
242761	FHDN 0 09-18-19	313384LW7	1000	09/18/19	09/17/19	PURC	.000	4.501	50,000,000.00	49,993,750.00	0.00	-49,993,750.00
242762	FHDN 0 09-18-19	313384LW7	1000	09/18/19	09/17/19	PURC	.000	4.501	50,000,000.00	49,993,750.00	0.00	-49,993,750.00
242763	FHDN 0 09-18-19	313384LW7	1000	09/18/19	09/17/19	PURC	.000	4.501	50,000,000.00	49,993,750.00	0.00	-49,993,750.00
242764	FHDN 0 09-18-19	313384LW7	1000	09/18/19	09/17/19	PURC	.000	4.501	50,000,000.00	49,993,750.00	0.00	-49,993,750.00
242765	FHDN 0 09-18-19	313384LW7	1000	09/18/19	09/17/19	PURC	.000	4.501	50,000,000.00	49,993,750.00	0.00	-49,993,750.00
242766	FHDN 0 09-18-19	313384LW7	1000	09/18/19	09/17/19	PURC	.000	4.501	50,000,000.00	49,993,750.00	0.00	-49,993,750.00
242833	FHDN 0 09-20-19	313384LY3	1000	09/20/19	09/19/19	PURC	.000	1.850	50,000,000.00	49,997,430.55	0.00	-49,997,430.55



Ratification Report

From Date: 9/2/2019 To Date: 9/30/2019

Date Basis: Settlement

Run: 10/03/2019 11:57:41 AM

By: Michael Lotko

State of Ohio - Prod

Inv. No.	Description	CUSIP	Fund	Maturity	Settle	TXN Type	Coupon	Yield	Par Value	Book Value	Purchase Interest	Settlement
242834	FHDN 0 09-20-19	313384LY3	1000	09/20/19	09/19/19	PURC	.000	1.850	50,000,000.00	49,997,430.56	0.00	-49,997,430.56
PURC							.000	3.838	400,000,000.00	399,957,361.11	0.00	-399,957,361.11
Inv Type: 5310 FHLB-GOVT-ACT/360-Z							.000	3.838	400,000,000.00	399,957,361.11	0.00	-399,957,361.11
184539	GOLDMAN SACHS FI	38141W273	1000	10/01/19	09/04/19	PURC	2.302	2.302	50,000,000.00	50,000,000.00	0.00	-50,000,000.00
184539	GOLDMAN SACHS FI	38141W273	1000	10/01/19	09/19/19	PURC	2.302	2.302	100,000,000.00	100,000,000.00	0.00	-100,000,000.00
184539	GOLDMAN SACHS FI	38141W273	1000	10/01/19	09/24/19	PURC	2.302	2.302	75,000,000.00	75,000,000.00	0.00	-75,000,000.00
184539	GOLDMAN SACHS FI	38141W273	1000	10/01/19	09/26/19	PURC	2.302	2.302	50,000,000.00	50,000,000.00	0.00	-50,000,000.00
213723	INVESCO GOVT & AG	825252885	1000	10/01/19	09/20/19	PURC	2.290	2.290	75,000,000.00	75,000,000.00	0.00	-75,000,000.00
PURC							2.299	2.299	350,000,000.00	350,000,000.00	0.00	-350,000,000.00
Inv Type: 5646 MONEY MARKET FUND - CASH ACCT							2.299	2.299	350,000,000.00	350,000,000.00	0.00	-350,000,000.00
193190	NOW ACCT-SWEEP ACCT	NOWSW3006	1000	10/01/19	09/05/19	PURC	.700	.700	84,669,051.26	84,669,051.26	0.00	-84,669,051.26
193190	NOW ACCT-SWEEP ACCT	NOWSW3006	1000	10/01/19	09/10/19	PURC	.700	.700	33,443,779.56	33,443,779.56	0.00	-33,443,779.56
193190	NOW ACCT-SWEEP ACCT	NOWSW3006	1000	10/01/19	09/18/19	PURC	.700	.700	51,586,893.70	51,586,893.70	0.00	-51,586,893.70
193190	NOW ACCT-SWEEP ACCT	NOWSW3006	1000	10/01/19	09/23/19	PURC	.700	.700	55,313,814.66	55,313,814.66	0.00	-55,313,814.66
193190	NOW ACCT-SWEEP ACCT	NOWSW3006	1000	10/01/19	09/25/19	PURC	.700	.700	3,258,829.97	3,258,829.97	0.00	-3,258,829.97
193190	NOW ACCT-SWEEP ACCT	NOWSW3006	1000	10/01/19	09/26/19	PURC	.700	.700	34,404,228.94	34,404,228.94	0.00	-34,404,228.94
PURC							.700	.700	262,676,598.09	262,676,598.09	0.00	-262,676,598.09
Inv Type: 5648 MONEY MARKET NOW - SWEEP ACCT							.700	.700	262,676,598.09	262,676,598.09	0.00	-262,676,598.09
242603	HSBC SECURITIES US	HR9051916	1000	09/12/19	09/05/19	PURC	2.180	2.180	200,000,000.00	200,000,000.00	0.00	-200,000,000.00
242718	HSBC SECURITIES US	HR9121917	1000	09/13/19	09/12/19	PURC	2.210	2.210	200,000,000.00	200,000,000.00	0.00	-200,000,000.00
242732	HSBC SECURITIES US	HR9131916	1000	09/16/19	09/13/19	PURC	2.200	2.200	200,000,000.00	200,000,000.00	0.00	-200,000,000.00
242747	HSBC SECURITIES US	HR9161913	1000	09/17/19	09/16/19	PURC	2.420	2.420	200,000,000.00	200,000,000.00	0.00	-200,000,000.00
242757	HSBC SECURITIES US	HR9171912	1000	09/18/19	09/17/19	PURC	5.500	5.500	200,000,000.00	200,000,000.00	0.00	-200,000,000.00
242780	HSBC SECURITIES US	HR9181911	1000	09/19/19	09/18/19	PURC	2.520	2.520	200,000,000.00	200,000,000.00	0.00	-200,000,000.00
242818	HSBC SECURITIES US	HR9191910	1000	09/20/19	09/19/19	PURC	1.950	1.950	200,000,000.00	200,000,000.00	0.00	-200,000,000.00
242842	HSBC SECURITIES US	HR9201917	1000	09/27/19	09/20/19	PURC	1.900	1.900	200,000,000.00	200,000,000.00	0.00	-200,000,000.00
242951	HSBC SECURITIES US	HR9271910	1000	10/04/19	09/27/19	PURC	1.980	1.980	200,000,000.00	200,000,000.00	0.00	-200,000,000.00
PURC							2.540	2.540	1,800,000,000.00	1,800,000,000.00	0.00	-1,800,000,000.00
Inv Type: 5771 REPURCHASE AGREEMENT (TRI -PART							2.540	2.540	1,800,000,000.00	1,800,000,000.00	0.00	-1,800,000,000.00
242592	B 01-09-20	912796TA7	1000	01/09/20	09/05/19	PURC	.000	1.842	50,000,000.00	49,679,750.00	0.00	-49,679,750.00
242593	B 01-09-20	912796TA7	1000	01/09/20	09/05/19	PURC	.000	1.842	50,000,000.00	49,679,750.00	0.00	-49,679,750.00



Ratification Report

From Date: 9/2/2019 To Date: 9/30/2019

Date Basis: Settlement

Run: 10/03/2019 11:57:41 AM

By: Michael Lotko

State of Ohio - Prod

Inv. No.	Description	CUSIP	Fund	Maturity	Settle	TXN Type	Coupon	Yield	Par Value	Book Value	Purchase Interest	Settlement
242594	B 12-05-19	912796RN1	1000	12/05/19	09/05/19	PURC	.000	1.924	50,000,000.00	49,757,965.28	0.00	-49,757,965.28
242595	B 12-05-19	912796RN1	1000	12/05/19	09/05/19	PURC	.000	1.924	50,000,000.00	49,757,965.28	0.00	-49,757,965.28
242616	B 03-05-20	912796TH2	1000	03/05/20	09/05/19	PURC	.000	1.832	50,000,000.00	49,541,208.33	0.00	-49,541,208.33
242617	B 03-05-20	912796TH2	1000	03/05/20	09/05/19	PURC	.000	1.832	50,000,000.00	49,541,208.34	0.00	-49,541,208.34
242618	B 0 09-10-19	912796VU0	1000	09/10/19	09/05/19	PURC	.000	2.034	50,000,000.00	49,985,881.95	0.00	-49,985,881.95
242619	B 0 09-10-19	912796VU0	1000	09/10/19	09/05/19	PURC	.000	2.034	50,000,000.00	49,985,881.94	0.00	-49,985,881.94
242620	B 01-16-20	912796TB5	1000	01/16/20	09/06/19	PURC	.000	1.852	50,000,000.00	49,662,666.67	0.00	-49,662,666.67
242621	B 01-16-20	912796TB5	1000	01/16/20	09/06/19	PURC	.000	1.852	50,000,000.00	49,662,666.66	0.00	-49,662,666.66
242637	B 10-22-19	912796WA3	1000	10/22/19	09/09/19	PURC	.000	1.955	50,000,000.00	49,883,541.67	0.00	-49,883,541.67
242638	B 10-22-19	912796WA3	1000	10/22/19	09/09/19	PURC	.000	1.955	50,000,000.00	49,883,541.67	0.00	-49,883,541.67
242639	B 10-22-19	912796WA3	1000	10/22/19	09/09/19	PURC	.000	1.955	25,000,000.00	24,941,770.83	0.00	-24,941,770.83
242751	B 0 10-15-19	912796VZ9	1000	10/15/19	09/17/19	PURC	.000	1.958	50,000,000.00	49,923,972.22	0.00	-49,923,972.22
242781	B 03-19-20	912796TL3	1000	03/19/20	09/19/19	PURC	.000	1.847	50,000,000.00	49,537,416.67	0.00	-49,537,416.67
242782	B 0 02-06-20	912796TE9	1000	02/06/20	09/18/19	PURC	.000	1.879	50,000,000.00	49,634,770.84	0.00	-49,634,770.84
242783	B 0 02-06-20	912796TE9	1000	02/06/20	09/18/19	PURC	.000	1.879	50,000,000.00	49,634,770.83	0.00	-49,634,770.83
242784	B 0 10-08-19	912796VY2	1000	10/08/19	09/19/19	PURC	.000	1.942	50,000,000.00	49,948,805.56	0.00	-49,948,805.56
242837	B 03-19-20	912796TL3	1000	03/19/20	09/20/19	PURC	.000	1.857	50,000,000.00	49,537,444.45	0.00	-49,537,444.45
242838	B 03-19-20	912796TL3	1000	03/19/20	09/20/19	PURC	.000	1.857	50,000,000.00	49,537,444.44	0.00	-49,537,444.44
242866	B 0 10-08-19	912796VY2	1000	10/08/19	09/24/19	PURC	.000	1.901	50,000,000.00	49,963,055.55	0.00	-49,963,055.55
242867	B 0 10-08-19	912796VY2	1000	10/08/19	09/24/19	PURC	.000	1.901	50,000,000.00	49,963,055.56	0.00	-49,963,055.56
242912	B 10-15-19	912796VZ9	1000	10/15/19	09/26/19	PURC	.000	1.817	50,000,000.00	49,952,104.16	0.00	-49,952,104.16
242913	B 10-15-19	912796VZ9	1000	10/15/19	09/26/19	PURC	.000	1.817	50,000,000.00	49,952,104.16	0.00	-49,952,104.16
242914	B 10-15-19	912796VZ9	1000	10/15/19	09/26/19	PURC	.000	1.817	50,000,000.00	49,952,104.17	0.00	-49,952,104.17
242915	B 10-15-19	912796VZ9	1000	10/15/19	09/26/19	PURC	.000	1.817	50,000,000.00	49,952,104.17	0.00	-49,952,104.17
242916	B 10-15-19	912796VZ9	1000	10/15/19	09/26/19	PURC	.000	1.817	50,000,000.00	49,952,104.17	0.00	-49,952,104.17
242917	B 03-26-20	912796SH3	1000	03/26/20	09/26/19	PURC	.000	1.867	50,000,000.00	49,532,361.11	0.00	-49,532,361.11
242918	B 03-26-20	912796SH3	1000	03/26/20	09/26/19	PURC	.000	1.867	50,000,000.00	49,532,361.11	0.00	-49,532,361.11
242919	B 03-26-20	912796SH3	1000	03/26/20	09/26/19	PURC	.000	1.867	50,000,000.00	49,532,361.11	0.00	-49,532,361.11
242920	B 02-13-20	912796TF6	1000	02/13/20	09/26/19	PURC	.000	1.868	50,000,000.00	49,639,305.55	0.00	-49,639,305.55
242921	B 02-13-20	912796TF6	1000	02/13/20	09/26/19	PURC	.000	1.868	50,000,000.00	49,639,305.56	0.00	-49,639,305.56
242969	B 10-29-19	912796WB1	1000	10/29/19	09/30/19	PURC	.000	1.803	50,000,000.00	49,927,500.00	0.00	-49,927,500.00
242970	B 10-29-19	912796WB1	1000	10/29/19	09/30/19	PURC	.000	1.803	50,000,000.00	49,927,500.00	0.00	-49,927,500.00
PURC							.000	1.878	1,675,000,000.00	1,667,135,750.01	0.00	-1,667,135,750.01
Inv Type: 6000 GOVT-US-ACT/360-ZERO-Z							.000	1.878	1,675,000,000.00	1,667,135,750.01	0.00	-1,667,135,750.01
Subtotal							.733	2.159	7,587,676,598.09	7,579,433,667.53	0.00	-7,579,433,667.53



Ratification Report

From Date: 9/2/2019 To Date: 9/30/2019

Date Basis: Settlement

Run: 10/03/2019 11:57:41 AM

By: Michael Lotko

State of Ohio - Prod

Inv. No.	Description	CUSIP	Fund	Maturity	Settle	TXN Type	Coupon	Yield	Par Value	Book Value	Purchase Interest	Settlement
Fund: 1010 REG INVESTMENT ACCT-CORE												
242508	FFCB 2 09-03-24	3133EKH41	1010	09/03/24	09/03/19	PURC	2.000	2.000	5,000,000.00	5,000,000.00	0.00	-5,000,000.00
242525	FFCB 1.82 08-19-22	3133EKC20	1010	08/19/22	09/03/19	PURC	1.820	1.846	5,000,000.00	4,996,250.00	3,538.89	-4,999,788.89
242537	FFCB 2.08 12-05-22	3133EKJ98	1010	12/05/22	09/05/19	PURC	2.080	2.080	5,000,000.00	5,000,000.00	0.00	-5,000,000.00
242741	FFCB 1 7-8 11-01-23	3133EGB87	1010	11/01/23	09/16/19	PURC	1.875	2.002	4,750,000.00	4,726,250.00	33,398.44	-4,759,648.44
242742	FFCB 1.84 09-09-22	3133EKK39	1010	09/09/22	09/16/19	PURC	1.840	1.979	5,000,000.00	4,980,000.00	1,788.89	-4,981,788.89
242883	FFCB 2.06 06-11-24	3133EKN28	1010	06/11/24	09/25/19	PURC	2.060	2.094	15,000,000.00	14,977,500.00	12,016.67	-14,989,516.67
242884	FFCB 1.89 09-27-24	3133EKU20	1010	09/27/24	09/27/19	PURC	1.890	1.890	5,000,000.00	5,000,000.00	0.00	-5,000,000.00
242947	FFCB 1.96 09-16-24	3133EKN93	1010	09/16/24	09/30/19	PURC	1.960	2.000	5,000,000.00	4,990,500.00	3,811.11	-4,994,311.11
242973	FFCB 1.84 09-09-22	3133EKK39	1010	09/09/22	09/30/19	PURC	1.840	1.901	5,000,000.00	4,991,250.00	5,366.67	-4,996,616.67
PURC							1.954	1.998	54,750,000.00	54,661,750.00	59,920.67	-54,721,670.67
Inv Type: 5270 FFCB-GOVT-US-30/360-FXD-S							1.954	1.998	54,750,000.00	54,661,750.00	59,920.67	-54,721,670.67
242546	FHLMC 1 3-4 09-05-2	3134GT5A7	1010	09/05/23	09/05/19	PURC	1.750	1.826	15,000,000.00	14,956,500.00	0.00	-14,956,500.00
242564	FHLMC 1 7-8 09-06-2	3134GT5K5	1010	09/06/24	09/06/19	PURC	1.875	1.928	5,000,000.00	4,987,500.00	0.00	-4,987,500.00
242628	FHLMC 2 09-16-22	3134GT6R9	1010	09/16/22	09/16/19	PURC	2.000	2.000	15,000,000.00	15,000,000.00	0.00	-15,000,000.00
242702	FHLMC 1 3-4 03-19-2	3134GUAB6	1010	03/19/24	09/19/19	PURC	1.750	1.858	5,000,000.00	4,976,750.00	0.00	-4,976,750.00
242755	FHLMC 1 7-8 09-26-2	3134GUCS7	1010	09/26/23	09/26/19	PURC	1.875	1.914	15,000,000.00	14,977,500.00	0.00	-14,977,500.00
242948	FHLMC 2 1-8 09-12-2	3134GT6N8	1010	09/12/24	09/30/19	PURC	2.125	2.136	5,000,000.00	4,997,500.00	5,312.50	-5,002,812.50
242971	FHLMC 2 09-27-23	3134GUEQ9	1010	09/27/23	09/30/19	PURC	2.000	2.020	6,000,000.00	5,995,500.00	1,000.00	-5,996,500.00
PURC							1.896	1.937	66,000,000.00	65,891,250.00	6,312.50	-65,897,562.50
Inv Type: 5370 FHLMC-GOVT-US-30/360-FXD-S							1.896	1.937	66,000,000.00	65,891,250.00	6,312.50	-65,897,562.50
Subtotal							1.922	1.965	120,750,000.00	120,553,000.00	66,233.17	-120,619,233.17
Fund: 1020 REG INVESTMENT ACCT-LT TSY												
207633	KEYBANK - INVESTMEN	MMNOW0170	1020	10/01/19	09/03/19	PURC	.000	1.450	5,342,691.06	5,342,691.06	0.00	-5,342,691.06
207633	KEYBANK - INVESTMEN	MMNOW0170	1020	10/01/19	09/04/19	PURC	.000	1.450	1,820,198.91	1,820,198.91	0.00	-1,820,198.91
207633	KEYBANK - INVESTMEN	MMNOW0170	1020	10/01/19	09/09/19	PURC	.000	1.450	15,733,712.42	15,733,712.42	0.00	-15,733,712.42
207633	KEYBANK - INVESTMEN	MMNOW0170	1020	10/01/19	09/12/19	PURC	.000	1.450	12,828,134.93	12,828,134.93	0.00	-12,828,134.93
207633	KEYBANK - INVESTMEN	MMNOW0170	1020	10/01/19	09/16/19	PURC	.000	1.450	7,239,092.06	7,239,092.06	0.00	-7,239,092.06
207633	KEYBANK - INVESTMEN	MMNOW0170	1020	10/01/19	09/17/19	PURC	.000	1.450	11,920.74	11,920.74	0.00	-11,920.74
207633	KEYBANK - INVESTMEN	MMNOW0170	1020	10/01/19	09/23/19	PURC	.000	1.450	168,173.65	168,173.65	0.00	-168,173.65



Ratification Report

From Date: 9/2/2019 To Date: 9/30/2019

Date Basis: Settlement

Run: 10/03/2019 11:57:41 AM

By: Michael Lotko

State of Ohio - Prod

Inv. No.	Description	CUSIP	Fund	Maturity	Settle	TXN Type	Coupon	Yield	Par Value	Book Value	Purchase Interest	Settlement
207633	KEYBANK - INVESTMEN	MMNOW0170	1020	10/01/19	09/25/19	PURC	.000	1.450	6,499,137.49	6,499,137.49	0.00	-6,499,137.49
207633	KEYBANK - INVESTMEN	MMNOW0170	1020	10/01/19	09/26/19	PURC	.000	1.450	10,304,584.82	10,304,584.82	0.00	-10,304,584.82
207633	KEYBANK - INVESTMEN	MMNOW0170	1020	10/01/19	09/30/19	PURC	.000	1.450	37,829,030.23	37,829,030.23	0.00	-37,829,030.23
PURC							.000	1.450	97,776,676.31	97,776,676.31	0.00	-97,776,676.31
Inv Type: 5644 MONEY MARKET NOW ACCT							.000	1.450	97,776,676.31	97,776,676.31	0.00	-97,776,676.31
242556	T 1 1-4 08-31-24	912828YE4	1020	08/31/24	09/03/19	PURC	1.250	1.409	10,000,000.00	9,923,437.50	1,030.22	-9,924,467.72
242682	T 1 1-4 07-31-23	912828S92	1020	07/31/23	09/10/19	PURC	1.250	1.495	10,000,000.00	9,907,812.50	13,926.63	-9,921,739.13
242816	T 1 1-4 08-31-24	912828YE4	1020	08/31/24	09/19/19	PURC	1.250	1.608	10,000,000.00	9,830,468.75	6,524.73	-9,836,993.48
242949	T 1 1-4 10-31-21	912828T67	1020	10/31/21	09/30/19	PURC	1.250	1.658	10,000,000.00	9,916,796.88	51,970.11	-9,968,766.99
PURC							1.250	1.542	40,000,000.00	39,578,515.63	73,451.69	-39,651,967.32
Inv Type: 6020 GOVT-US-ACT/ACT-FXD-S							1.250	1.542	40,000,000.00	39,578,515.63	73,451.69	-39,651,967.32
Subtotal							.363	1.477	137,776,676.31	137,355,191.94	73,451.69	-137,428,643.63
Fund: 1030 REG INVESTMENT ACCT-LT CORP												
242547	BRK 2 3-4 03-15-23	084670BR8	1030	03/15/23	09/03/19	PURC	2.750	1.752	2,500,000.00	2,581,250.00	32,083.33	-2,613,333.33
242555	MMM 2 1-4 03-15-23	88579YAX9	1030	03/15/23	09/04/19	PURC	2.250	1.814	5,000,000.00	5,072,500.00	52,812.50	-5,125,312.50
242627	KO 1 3-4 09-06-24	191216CL2	1030	09/06/24	09/09/19	PURC	1.750	1.833	10,000,000.00	9,960,600.00	1,458.33	-9,962,058.33
242629	AAPL 1.8 09-11-24	037833DM9	1030	09/11/24	09/11/19	PURC	1.800	1.916	10,000,000.00	9,945,000.00	0.00	-9,945,000.00
242647	HNDA 2.15 09-10-24	02665WDD0	1030	09/10/24	09/10/19	PURC	2.150	2.108	10,000,000.00	10,020,000.00	0.00	-10,020,000.00
242703	HNDA 2.4 06-27-24	02665WCZ2	1030	06/27/24	09/12/19	PURC	2.400	2.172	3,760,000.00	3,798,765.60	18,800.00	-3,817,565.60
242704	TOYOTA 2 1-4 10-18-	89236TDK8	1030	10/18/23	09/12/19	PURC	2.250	1.986	3,500,000.00	3,536,120.00	31,500.00	-3,567,620.00
242716	CAT 1.9 09-06-22 MT	14913Q3A5	1030	09/06/22	09/13/19	PURC	1.900	2.091	10,000,000.00	9,945,200.00	3,694.44	-9,948,894.44
242728	TOYOTA 2 1-4 10-18-	89236TDK8	1030	10/18/23	09/16/19	PURC	2.250	2.060	5,000,000.00	5,037,050.00	46,250.00	-5,083,300.00
242743	JNJ 2.05 03-01-23	478160BT0	1030	03/01/23	09/17/19	PURC	2.050	1.957	5,000,000.00	5,014,773.70	4,555.56	-5,019,329.26
242817	AAPL 2.85 05-11-24	037833CU2	1030	05/11/24	09/20/19	PURC	2.850	2.014	10,000,000.00	10,355,900.00	102,125.00	-10,458,025.00
242855	HNDA 2.05 01-10-23	02665WDC2	1030	01/10/23	09/25/19	PURC	2.050	2.142	5,000,000.00	4,985,500.00	4,270.83	-4,989,770.83
PURC							2.147	1.993	79,760,000.00	80,252,659.30	297,549.99	-80,550,209.29
Inv Type: 5121 CORP-US-30/360-FXD-S							2.147	1.993	79,760,000.00	80,252,659.30	297,549.99	-80,550,209.29
242841	JPM 2.15 09-23-24 G	48128GK66	1030	09/23/24	09/23/19	PURC	2.150	2.150	10,000,000.00	10,000,000.00	0.00	-10,000,000.00
242862	TOYOTA 2.15 09-27-	89236TGH2	1030	09/27/24	09/27/19	PURC	2.150	2.150	10,000,000.00	10,000,000.00	0.00	-10,000,000.00
PURC							2.150	2.150	20,000,000.00	20,000,000.00	0.00	-20,000,000.00
Inv Type: 5127 CORP-US-30/360-STEP-S							2.150	2.150	20,000,000.00	20,000,000.00	0.00	-20,000,000.00
Subtotal							2.148	2.025	99,760,000.00	100,252,659.30	297,549.99	-100,550,209.29



Ratification Report

From Date: 9/2/2019 To Date: 9/30/2019

Date Basis: Settlement

Run: 10/03/2019 11:57:41 AM

By: Michael Lotko

State of Ohio - Prod

Inv. No.	Description	CUSIP	Fund	Maturity	Settle	TXN Type	Coupon	Yield	Par Value	Book Value	Purchase Interest	Settlement
Fund: 2000 OH LOTTERY COMM-STRUCTURED												
146173	STAR OHIO 27044	27044	2000	10/01/19	09/30/19	PURC	2.112	2.112	3,560,000.00	3,560,000.00	0.00	-3,560,000.00
PURC							2.112	2.112	3,560,000.00	3,560,000.00	0.00	-3,560,000.00
Inv Type: 5791 STAR OHIO - CASH ACCT							2.112	2.112	3,560,000.00	3,560,000.00	0.00	-3,560,000.00
242566	S 0 08-15-20	912833LA6	2000	08/15/20	09/06/19	PURC	.000	1.672	100,000.00	98,447.00	0.00	-98,447.00
242567	S 0 08-15-21	912833LE8	2000	08/15/21	09/06/19	PURC	.000	1.459	100,000.00	97,218.00	0.00	-97,218.00
242568	S 0 08-15-22	912833LJ7	2000	08/15/22	09/06/19	PURC	.000	1.379	100,000.00	96,041.00	0.00	-96,041.00
242569	S 0 08-15-23	912833LM0	2000	08/15/23	09/06/19	PURC	.000	1.359	100,000.00	94,802.00	0.00	-94,802.00
242570	S 0 08-15-24	912833LS7	2000	08/15/24	09/06/19	PURC	.000	1.369	100,000.00	93,484.00	0.00	-93,484.00
242571	S 0 08-15-25	912833LW8	2000	08/15/25	09/06/19	PURC	.000	1.413	100,000.00	91,976.00	0.00	-91,976.00
242573	S 0 08-15-27	912833PE4	2000	08/15/27	09/06/19	PURC	.000	1.467	100,000.00	89,043.00	0.00	-89,043.00
242574	S 0 08-15-28	912833RZ5	2000	08/15/28	09/06/19	PURC	.000	1.504	100,000.00	87,459.00	0.00	-87,459.00
242575	S 0 08-15-29	912833XP0	2000	08/15/29	09/06/19	PURC	.000	1.544	100,000.00	85,823.00	0.00	-85,823.00
242576	S 0 08-15-30	912833XY1	2000	08/15/30	09/06/19	PURC	.000	1.580	100,000.00	84,180.00	0.00	-84,180.00
242577	S 0 08-15-31	9128334S6	2000	08/15/31	09/06/19	PURC	.000	1.625	100,000.00	82,432.00	0.00	-82,432.00
242578	S 0 08-15-32	9128334U1	2000	08/15/32	09/06/19	PURC	.000	1.665	100,000.00	80,691.00	0.00	-80,691.00
242579	S 0 08-15-33	9128334W7	2000	08/15/33	09/06/19	PURC	.000	1.711	100,000.00	78,859.00	0.00	-78,859.00
242580	S 0 08-15-34	9128334Y3	2000	08/15/34	09/06/19	PURC	.000	1.756	100,000.00	77,009.00	0.00	-77,009.00
242581	S 0 08-15-35	9128335A4	2000	08/15/35	09/06/19	PURC	.000	1.792	100,000.00	75,243.00	0.00	-75,243.00
242582	S 0 08-15-36	9128337E4	2000	08/15/36	09/06/19	PURC	.000	1.826	100,000.00	73,503.00	0.00	-73,503.00
242583	S 0 08-15-37	912833Z52	2000	08/15/37	09/06/19	PURC	.000	1.857	100,000.00	71,781.00	0.00	-71,781.00
242584	S 0 08-15-38	912834AT5	2000	08/15/38	09/06/19	PURC	.000	1.886	100,000.00	70,083.00	0.00	-70,083.00
242585	S 0 08-15-26	912833PA2	2000	08/15/26	09/06/19	PURC	.000	1.433	100,000.00	90,565.00	0.00	-90,565.00
242658	S 0 08-15-40	912834JB5	2000	08/15/40	09/12/19	PURC	.000	2.078	80,000.00	51,905.60	0.00	-51,905.60
242659	S 0 08-15-20	912833LA6	2000	08/15/20	09/12/19	PURC	.000	1.748	80,000.00	78,724.00	0.00	-78,724.00
242660	S 0 08-15-21	912833LE8	2000	08/15/21	09/12/19	PURC	.000	1.599	80,000.00	77,585.60	0.00	-77,585.60
242661	S 0 08-15-22	912833LJ7	2000	08/15/22	09/12/19	PURC	.000	1.529	80,000.00	76,514.40	0.00	-76,514.40
242662	S 0 08-15-23	912833LM0	2000	08/15/23	09/12/19	PURC	.000	1.511	80,000.00	75,412.00	0.00	-75,412.00
242663	S 0 08-15-24	912833LS7	2000	08/15/24	09/12/19	PURC	.000	1.515	80,000.00	74,269.60	0.00	-74,269.60
242664	S 0 08-15-25	912833LW8	2000	08/15/25	09/12/19	PURC	.000	1.570	80,000.00	72,920.80	0.00	-72,920.80
242665	S 0 08-15-26	912833PA2	2000	08/15/26	09/12/19	PURC	.000	1.591	80,000.00	71,687.20	0.00	-71,687.20
242666	S 0 08-15-27	912833PE4	2000	08/15/27	09/12/19	PURC	.000	1.626	80,000.00	70,367.20	0.00	-70,367.20
242667	S 0 08-15-28	912833RZ5	2000	08/15/28	09/12/19	PURC	.000	1.662	80,000.00	69,016.80	0.00	-69,016.80
242668	S 0 08-15-29	912833XP0	2000	08/15/29	09/12/19	PURC	.000	1.700	80,000.00	67,631.20	0.00	-67,631.20
242669	S 0 08-15-30	912833XY1	2000	08/15/30	09/12/19	PURC	.000	1.735	80,000.00	66,238.40	0.00	-66,238.40
242670	S 0 08-15-31	9128334S6	2000	08/15/31	09/12/19	PURC	.000	1.780	80,000.00	64,759.20	0.00	-64,759.20



Ratification Report

From Date: 9/2/2019 To Date: 9/30/2019

Date Basis: Settlement

Run: 10/03/2019 11:57:41 AM

By: Michael Lotko

State of Ohio - Prod

Inv. No.	Description	CUSIP	Fund	Maturity	Settle	TXN Type	Coupon	Yield	Par Value	Book Value	Purchase Interest	Settlement
242671	S 0 08-15-32	9128334U1	2000	08/15/32	09/12/19	PURC	.000	1.818	80,000.00	63,312.00	0.00	-63,312.00
242672	S 0 08-15-33	9128334W7	2000	08/15/33	09/12/19	PURC	.000	1.858	80,000.00	61,834.40	0.00	-61,834.40
242673	S 0 08-15-34	9128334Y3	2000	08/15/34	09/12/19	PURC	.000	1.898	80,000.00	60,343.20	0.00	-60,343.20
242674	S 0 08-15-35	9128335A4	2000	08/15/35	09/12/19	PURC	.000	1.930	80,000.00	58,916.00	0.00	-58,916.00
242675	S 0 08-15-36	9128337E4	2000	08/15/36	09/12/19	PURC	.000	1.961	80,000.00	57,496.00	0.00	-57,496.00
242676	S 0 08-15-37	912833Z52	2000	08/15/37	09/12/19	PURC	.000	1.990	80,000.00	56,095.20	0.00	-56,095.20
242677	S 0 08-15-38	912834AT5	2000	08/15/38	09/12/19	PURC	.000	2.019	80,000.00	54,698.40	0.00	-54,698.40
242678	S 0 08-15-39	912834EP9	2000	08/15/39	09/12/19	PURC	.000	2.045	80,000.00	53,336.00	0.00	-53,336.00
242679	S 0 08-15-41	912834KP2	2000	08/15/41	09/12/19	PURC	.000	2.110	80,000.00	50,492.00	0.00	-50,492.00
242680	S 0 08-15-42	912834LR7	2000	08/15/42	09/12/19	PURC	.000	2.127	80,000.00	49,253.60	0.00	-49,253.60
242681	S 0 08-15-43	912834MT2	2000	08/15/43	09/12/19	PURC	.000	2.146	80,000.00	48,005.60	0.00	-48,005.60
242796	S 0 08-15-20	912833LA6	2000	08/15/20	09/23/19	PURC	.000	1.864	250,000.00	245,887.50	0.00	-245,887.50
242797	S 0 08-15-21	912833LE8	2000	08/15/21	09/23/19	PURC	.000	1.704	250,000.00	242,092.50	0.00	-242,092.50
242798	S 0 08-15-22	912833LJ7	2000	08/15/22	09/23/19	PURC	.000	1.647	250,000.00	238,410.00	0.00	-238,410.00
242799	S 0 08-15-23	912833LM0	2000	08/15/23	09/23/19	PURC	.000	1.656	250,000.00	234,450.00	0.00	-234,450.00
242800	S 0 08-15-24	912833LS7	2000	08/15/24	09/23/19	PURC	.000	1.667	250,000.00	230,492.50	0.00	-230,492.50
242801	S 0 08-15-25	912833LW8	2000	08/15/25	09/23/19	PURC	.000	1.717	250,000.00	226,035.00	0.00	-226,035.00
242802	S 0 08-15-26	912833PA2	2000	08/15/26	09/23/19	PURC	.000	1.742	250,000.00	221,825.00	0.00	-221,825.00
242803	S 0 08-15-27	912833PE4	2000	08/15/27	09/23/19	PURC	.000	1.776	250,000.00	217,430.00	0.00	-217,430.00
242804	S 0 08-15-28	912833RZ5	2000	08/15/28	09/23/19	PURC	.000	1.807	250,000.00	213,037.50	0.00	-213,037.50
242805	S 0 08-15-29	912833XP0	2000	08/15/29	09/23/19	PURC	.000	1.846	250,000.00	208,440.00	0.00	-208,440.00
242806	S 0 08-15-30	912833XY1	2000	08/15/30	09/23/19	PURC	.000	1.887	250,000.00	203,742.50	0.00	-203,742.50
242807	S 0 08-15-31	9128334S6	2000	08/15/31	09/23/19	PURC	.000	1.933	250,000.00	198,870.00	0.00	-198,870.00
242808	S 0 08-15-32	9128334U1	2000	08/15/32	09/23/19	PURC	.000	1.967	250,000.00	194,235.00	0.00	-194,235.00
242809	S 0 08-15-33	9128334W7	2000	08/15/33	09/23/19	PURC	.000	1.990	250,000.00	189,880.00	0.00	-189,880.00
242810	S 0 08-15-34	9128334Y3	2000	08/15/34	09/23/19	PURC	.000	2.025	250,000.00	185,200.00	0.00	-185,200.00
242811	S 0 08-15-35	9128335A4	2000	08/15/35	09/23/19	PURC	.000	2.054	250,000.00	180,660.00	0.00	-180,660.00
242812	S 0 08-15-36	9128337E4	2000	08/15/36	09/23/19	PURC	.000	2.084	250,000.00	176,132.50	0.00	-176,132.50
242813	S 0 08-15-37	912833Z52	2000	08/15/37	09/23/19	PURC	.000	2.115	250,000.00	171,560.00	0.00	-171,560.00
242814	S 0 08-15-38	912834AT5	2000	08/15/38	09/23/19	PURC	.000	2.143	250,000.00	167,120.00	0.00	-167,120.00
PURC							.000	1.799	8,570,000.00	7,094,953.40	0.00	-7,094,953.40
Inv Type: 6030 GOVT-US-ACT/ACT-ZERO-Z							.000	1.799	8,570,000.00	7,094,953.40	0.00	-7,094,953.40
Subtotal							.620	1.891	12,130,000.00	10,654,953.40	0.00	-10,654,953.40
Fund: 3000 BID OHIO												
242596	BID OHIO	LD20B0112	3000	03/04/20	09/04/19	PURC	1.850	1.850	3,000,000.00	3,000,000.00	0.00	-3,000,000.00



Ratification Report

From Date: 9/2/2019 To Date: 9/30/2019

Date Basis: Settlement

Run: 10/03/2019 11:57:41 AM

By: Michael Lotko

State of Ohio - Prod

Inv. No.	Description	CUSIP	Fund	Maturity	Settle	TXN Type	Coupon	Yield	Par Value	Book Value	Purchase Interest	Settlement
242794	BID OHIO 3 MO	LD20B0120	3000	12/18/19	09/18/19	PURC	1.930	1.930	2,000,000.00	2,000,000.00	0.00	-2,000,000.00
PURC							1.882	1.882	5,000,000.00	5,000,000.00	0.00	-5,000,000.00
Inv Type: 6103 SPRJ-BIDOHIO							1.882	1.882	5,000,000.00	5,000,000.00	0.00	-5,000,000.00
Subtotal							1.882	1.882	5,000,000.00	5,000,000.00	0.00	-5,000,000.00
Fund: 3010 AG LINK												
242726	C&M HOFFMAN FARM	AG2000341	3010	09/11/20	09/12/19	PURC	.001	.001	150,000.00	150,000.00	0.00	-150,000.00
PURC							.001	.001	150,000.00	150,000.00	0.00	-150,000.00
Inv Type: 6108 SPRJ-AGLINK FIXED LINE OF CRED							.001	.001	150,000.00	150,000.00	0.00	-150,000.00
Subtotal							.001	.001	150,000.00	150,000.00	0.00	-150,000.00
Fund: 3030 ECO LINK												
242826	BRADFORD MALLORY	EC2000494	3030	09/17/21	09/19/19	PURC	.001	.001	14,611.00	14,611.00	0.00	-14,611.00
242827	RACHEL MINNEY	EC2000502	3030	09/17/21	09/19/19	PURC	.001	.001	176,719.20	176,719.20	0.00	-176,719.20
242899	MICHELLE SMITH	EC2000510	3030	09/24/21	09/25/19	PURC	.300	.300	61,500.00	61,500.00	0.00	-61,500.00
242900	CHAD BRAHLER	EC2000528	3030	09/24/21	09/25/19	PURC	.300	.300	146,790.00	146,790.00	0.00	-146,790.00
242901	WADE MCMINN III	EC2000635	3030	09/24/21	09/25/19	PURC	.300	.300	250,000.00	250,000.00	0.00	-250,000.00
242902	CLINTON ALLERTON	EC2000627	3030	09/24/21	09/25/19	PURC	.300	.300	350,000.00	350,000.00	0.00	-350,000.00
242903	IAN MACCONNELL	EC2000619	3030	09/24/21	09/25/19	PURC	.300	.300	350,000.00	350,000.00	0.00	-350,000.00
242904	CHEYENNE CUCCIA	EC2000601	3030	09/24/21	09/25/19	PURC	.300	.300	250,000.00	250,000.00	0.00	-250,000.00
242905	BRETT BUTLER	EC2000593	3030	09/24/21	09/25/19	PURC	.300	.300	150,000.00	150,000.00	0.00	-150,000.00
242906	THOMAS AND JOY SL	EC2000551	3030	09/24/21	09/25/19	PURC	.300	.300	350,000.00	350,000.00	0.00	-350,000.00
242907	BLAINE LANGANKE	EC2000569	3030	09/24/21	09/25/19	PURC	.300	.300	115,000.00	115,000.00	0.00	-115,000.00
242908	LISA FARMER	EC2000577	3030	09/24/21	09/25/19	PURC	.300	.300	50,000.00	50,000.00	0.00	-50,000.00
242909	BRIAN BURGGRAF	EC2000585	3030	09/24/21	09/25/19	PURC	.300	.300	31,265.00	31,265.00	0.00	-31,265.00
242910	BRIAN MYERS	EC2000544	3030	09/24/21	09/25/19	PURC	.300	.300	167,790.00	167,790.00	0.00	-167,790.00
242911	MARGARET PRATER	EC2000536	3030	09/24/21	09/25/19	PURC	.300	.300	31,430.00	31,430.00	0.00	-31,430.00
242936	MELISSA WENZINGE	EC2000643	3030	09/24/21	09/26/19	PURC	.300	.300	90,000.00	90,000.00	0.00	-90,000.00
242937	GEOFFREY WILLOUG	EC2000734	3030	09/24/21	09/26/19	PURC	.300	.300	193,690.00	193,690.00	0.00	-193,690.00
242938	ROBERT FULPER	EC2000726	3030	09/24/21	09/26/19	PURC	.300	.300	70,000.00	70,000.00	0.00	-70,000.00
242939	CAROLE HOLT	EC2000718	3030	09/24/21	09/26/19	PURC	.300	.300	47,805.00	47,805.00	0.00	-47,805.00
242940	JAMIE DEIST	EC2000700	3030	09/24/21	09/26/19	PURC	.300	.300	340,515.00	340,515.00	0.00	-340,515.00
242941	RONALD ROMAN	EC2000692	3030	09/24/21	09/26/19	PURC	.300	.300	165,000.00	165,000.00	0.00	-165,000.00
242942	ROBERT PASQUINUC	EC2000684	3030	09/24/21	09/26/19	PURC	.300	.300	25,000.00	25,000.00	0.00	-25,000.00
242943	THOMAS GARRA	EC2000676	3030	09/24/21	09/26/19	PURC	.300	.300	238,680.00	238,680.00	0.00	-238,680.00
242944	JEREMY DUFFIELD	EC2000668	3030	09/24/21	09/26/19	PURC	.300	.300	245,000.00	245,000.00	0.00	-245,000.00
242945	RICHARD STONE	EC2000650	3030	09/24/21	09/26/19	PURC	.300	.300	66,835.00	66,835.00	0.00	-66,835.00



Ratification Report

From Date: 9/2/2019 To Date: 9/30/2019

Date Basis: Settlement

Run: 10/03/2019 11:57:41 AM

By: Michael Lotko

State of Ohio - Prod

Inv. No.	Description	CUSIP	Fund	Maturity	Settle	TXN Type	Coupon	Yield	Par Value	Book Value	Purchase Interest	Settlement
242957	ANDREW RACHUBA	EC2000742	3030	09/27/21	09/27/19	PURC	.300	.300	80,225.00	80,225.00	0.00	-80,225.00
242958	JORDAN MILLER	EC2000767	3030	09/27/21	09/27/19	PURC	.300	.300	135,000.00	135,000.00	0.00	-135,000.00
242959	MARK CARPER	EC2000759	3030	09/27/21	09/27/19	PURC	.300	.300	56,875.00	56,875.00	0.00	-56,875.00
242960	MARK CARPER	EC2000775	3030	09/27/21	09/27/19	PURC	.300	.300	68,230.00	68,230.00	0.00	-68,230.00
242961	GEORGE ROTH	EC2000783	3030	09/27/21	09/27/19	PURC	.300	.300	75,000.00	75,000.00	0.00	-75,000.00
242962	ELIJAH COLE	EC2000791	3030	09/27/21	09/27/19	PURC	.300	.300	184,800.00	184,800.00	0.00	-184,800.00
242963	CAROL KYER	EC2000809	3030	09/27/21	09/27/19	PURC	.300	.300	125,000.00	125,000.00	0.00	-125,000.00
242964	JESSIE THACKER	EC2000817	3030	09/27/21	09/27/19	PURC	.300	.300	100,000.00	100,000.00	0.00	-100,000.00
242965	ROBERT FULPER	EC2000825	3030	09/27/21	09/27/19	PURC	.300	.300	207,396.00	207,396.00	0.00	-207,396.00
242966	BENJAMIN GERTEN	EC2000833	3030	09/27/21	09/27/19	PURC	.300	.300	350,000.00	350,000.00	0.00	-350,000.00
242967	KIRRA KINNEY	EC2000841	3030	09/27/21	09/27/19	PURC	.300	.300	57,500.00	57,500.00	0.00	-57,500.00
242982	CHRISTOPHER AND	EC2000858	3030	09/30/21	09/30/19	PURC	.300	.300	306,152.00	306,152.00	0.00	-306,152.00
242983	DAVID ROSENTHAL A	EC2000866	3030	09/30/21	09/30/19	PURC	.300	.300	245,000.00	245,000.00	0.00	-245,000.00
242984	PHILIP AND TERESA	EC2000874	3030	09/30/21	09/30/19	PURC	.300	.300	118,860.00	118,860.00	0.00	-118,860.00
242985	TERRANCE AND SHA	EC2000882	3030	09/30/21	09/30/19	PURC	.300	.300	60,000.00	60,000.00	0.00	-60,000.00
242986	GREG GAMIER AND J	EC2000890	3030	09/30/21	09/30/19	PURC	.300	.300	75,000.00	75,000.00	0.00	-75,000.00
242987	KEITH SCHEIDERER	EC2000908	3030	09/30/21	09/30/19	PURC	.300	.300	307,097.00	307,097.00	0.00	-307,097.00
242988	BRUCE HECKMAN	EC2000916	3030	09/30/21	09/30/19	PURC	.300	.300	110,030.00	110,030.00	0.00	-110,030.00
242989	WILLIAM FIKTER	EC2000924	3030	09/30/21	09/30/19	PURC	.300	.300	69,825.00	69,825.00	0.00	-69,825.00
242990	MARK STATEN	EC2000932	3030	09/30/21	09/30/19	PURC	.300	.300	60,000.00	60,000.00	0.00	-60,000.00
242991	MATTHEW SWORD	EC2000940	3030	09/30/21	09/30/19	PURC	.300	.300	123,000.00	123,000.00	0.00	-123,000.00
242992	CARLA KRAUS	EC2000957	3030	09/30/21	09/30/19	PURC	.300	.300	170,155.00	170,155.00	0.00	-170,155.00
242993	CLAUDIA MILLER	EC2000965	3030	09/30/21	09/30/19	PURC	.300	.300	99,774.00	99,774.00	0.00	-99,774.00
242994	SEAN HOOVER	EC2000973	3030	09/30/21	09/30/19	PURC	.300	.300	80,125.00	80,125.00	0.00	-80,125.00
242995	ROMESH ADURY	EC2000981	3030	09/30/21	09/30/19	PURC	.300	.300	208,750.00	208,750.00	0.00	-208,750.00
PURC							.292	.292	7,451,424.20	7,451,424.20	0.00	-7,451,424.20
Inv Type: 6113 SPRJ-ECO-LINK							.292	.292	7,451,424.20	7,451,424.20	0.00	-7,451,424.20
Subtotal							.292	.292	7,451,424.20	7,451,424.20	0.00	-7,451,424.20
Fund: 3040 RE-ENERGIZE OHIO												
242752	ZAGMAN PROPERTIE	RE2000025	3040	09/16/21	09/16/19	PURC	1.220	1.220	40,000.00	40,000.00	0.00	-40,000.00
PURC							1.220	1.220	40,000.00	40,000.00	0.00	-40,000.00
Inv Type: 6121 SPRJ-RE-ENERGIZE INT @ MATURIT							1.220	1.220	40,000.00	40,000.00	0.00	-40,000.00
Subtotal							1.220	1.220	40,000.00	40,000.00	0.00	-40,000.00
Fund: 3050 GROW NOW												
242597	SUNDAES ICE CREAM	LD2000106	3050	09/03/21	09/04/19	PURC	.750	.750	72,033.00	72,033.00	0.00	-72,033.00



Ratification Report

From Date: 9/2/2019 To Date: 9/30/2019

Date Basis: Settlement

Run: 10/03/2019 11:57:41 AM

By: Michael Lotko

State of Ohio - Prod

Inv. No.	Description	CUSIP	Fund	Maturity	Settle	TXN Type	Coupon	Yield	Par Value	Book Value	Purchase Interest	Settlement
242642	PORTER JACKSON IN	LD2000114	3050	09/06/21	09/06/19	PURC	.001	.001	365,500.00	365,500.00	0.00	-365,500.00
242771	WAIBEL ENERGY SYS	LD2000122	3050	09/17/21	09/17/19	PURC	.001	.001	60,980.18	60,980.18	0.00	-60,980.18
242772	WAIBEL ENERGY SYS	LD2000148	3050	09/17/21	09/17/19	PURC	.001	.001	91,057.33	91,057.33	0.00	-91,057.33
242773	WAIBEL ENERGY SYS	LD2000130	3050	09/17/21	09/17/19	PURC	.001	.001	79,655.00	79,655.00	0.00	-79,655.00
242790	EDDIES LAWN AND L	LD2000155	3050	09/17/21	09/18/19	PURC	.001	.001	50,525.00	50,525.00	0.00	-50,525.00
242935	MARKS HOMEMADE I	LD2000163	3050	09/24/21	09/26/19	PURC	1.460	1.460	190,000.00	190,000.00	0.00	-190,000.00
PURC							.365	.365	909,750.51	909,750.51	0.00	-909,750.51
Inv Type: 6116 SPRJ-GROWNOW INT @ MATURITY							.365	.365	909,750.51	909,750.51	0.00	-909,750.51
Subtotal							.365	.365	909,750.51	909,750.51	0.00	-909,750.51
Grand Total		Count 293					.762	2.140	7,971,644,449.11	7,961,800,646.88	437,234.85	-7,962,237,881.73