

# STATE BOARD OF DEPOSIT STATE OF OHIO

**Members:**  
Josh Mandel, Chairman  
Treasurer of State  
Mike DeWine  
Attorney General  
Dave Yost  
Auditor of State

## CERTIFICATION OF THE EXPENSES OF THE STATE BOARD OF DEPOSIT

In accordance with Chapter 135.02 of the Ohio Revised Code, the undersigned, Chairman and Secretary of the State Board of Deposit of the State of Ohio, hereby certifies that the necessary expenses of the Board, which represent KeyBank banking fees [Warrant Settlement] for the month of January 2016, are \$5,385.05.

*Josh Mandel*


CHAIRMAN

*Stacey Cumberlander*

SECRETARY

*February 24, 2016*

DATE



|  |
|--|
| KEYBANK<br>OH-18-07-0205<br>88 EAST BROAD STREET<br>COLUMBUS, OHIO 43215 |
|--|

TREASURER OF STATE  
 FRO KEYBANK WARRANT SETTLEMENT  
 30 E BROAD ST 10<sup>TH</sup> FLOOR  
 COLUMBUS, OHIO 45216-1140

DATE: February 24, 2016  
 OFFICER: LXM3B  
 ANALYSIS PERIOD January 2016  
 KEY ACCOUNT: 149681006396

ACCOUNT ANALYSIS INVOICE

| INVOICE NUMBER                     | INVOICE DATE | PAYMENT PAYMENT | PAYMENT DATE | ADJUSTMENTS | OUTSTANDING INVOICE BALANCE |
|------------------------------------|--------------|-----------------|--------------|-------------|-----------------------------|
| 16010001108                        | 01-31-2016   |                 |              |             | \$ 5,385.05                 |
| TOTAL OUTSTANDING INVOICE BALANCE: |              |                 |              |             | \$ 5,385.05                 |
| LESS TOTAL PAYMENT RECEIVED:       |              |                 |              |             |                             |
| TOTAL AMOUNT DUE:                  |              |                 |              |             | \$ 5,385.05                 |

\*\* PLEASE MAKE TIMELY PAYMENTS ON YOUR ANALYSIS INVOICE. INVOICES WHICH ARE 60 \*\*  
 \*\* DAYS PAST DUE WILL BE DIRECT DEBITED FROM YOUR DDA ACCOUNT AND WILL INCUR A \$30 \*\*  
 \*\* PAST DUE SURCHARGE. PLEASE CONTACT OUR COMMERCIAL CLIENT SERVICE CENTER, YOUR \*\*  
 \*\* CASH MANAGEMENT SALES OFFICER, OR RELATIONSHIP MANAGER WITH ANY QUESTIONS. \*\*

---

|                            |                  |             |
|----------------------------|------------------|-------------|
| TREASURER OF STATE OF OHIO | TOTAL AMOUNT DUE | \$ 5,385.05 |
|----------------------------|------------------|-------------|

ACCOUNT NUMBER: 149681006396

AMOUNT ENCLOSED: \_\_\_\_\_

MAIL PAYMENT TO:

KEYBANK NATIONAL ASSOCIATION  
 ATTENTION: CANDY SCARBERRY  
 88 EAST BROAD STREET, 2<sup>ND</sup> FLOOR  
 COLUMBUS, OHIO 43125



KeyBank National Association  
 Account Analysis, OH-01-51-0632  
 4910 Tiedeman Road  
 Brooklyn, OH 44144-2309

# Account Analysis Statement

January 2016

Revised



\*TREASURER OF STATE OF OHIO  
 30 EAST BROAD STREET 10TH FLOOR  
 ATTN ACCOUNTING/RECONCILIATION  
 COLUMBUS OH 43215-3414

Relationship Overview: \*TREASURER OF STATE OF OHIO

| Balance Summary                                  |                   |
|--|-------------------|
| Average Ledger Balance                           | \$457.94          |
| LESS: Average Float                              | (\$0.00)          |
| Average Collected Balance                        | \$457.94          |
| Average Positive Collected Balance               | \$457.94          |
| <b>Balance Available to Support Services</b>     | <b>\$457.94</b>   |
| LESS: Balance Needed To Support Services         | (\$10,356,260.79) |
| Balance Deficiency/Surplus for Eligible Services | (\$10,355,802.85) |

| Billing Information |               |
|---------------------|---------------|
| Settlement Cycle    | Monthly       |
| Payment Method      | Invoice       |
| Billing Account     | XXXXXXXXX6396 |
| Days in the Month   | 31            |

| Service Charge Summary                       |                   |
|--|-------------------|
| Service Charges Eligible for Earnings Credit | \$5,385.28        |
| LESS: Earnings Credit Allowance              | (\$0.23)          |
| <b>Service Charges Due</b>                   | <b>\$5,385.05</b> |

An invoice will be distributed on approximately the 15th business day of the month.

| Trend Analysis <sup>^</sup> |                        |                           |                                       |                                    |  |                           |                        |                     |
|-----------------------------|------------------------|---------------------------|---------------------------------------|------------------------------------|--|---------------------------|------------------------|---------------------|
| Months                      | Average Ledger Balance | Average Collected Balance | Balance Available to Support Services | Balance Needed to Support Services | Service Charges Eligible for Earnings Credit | Earnings Credit Allowance | Direct Service Charges | Service Charges Due |
| JAN                         | \$458                  | \$458                     | \$458                                 | \$10,356,261                       | \$5,385                                      | \$0                       | \$0                    | \$5,385             |
| <b>YTD</b>                  | <b>\$458</b>           | <b>\$458</b>              | <b>\$458</b>                          | <b>\$10,356,261</b>                | <b>\$5,385</b>                               | <b>\$0</b>                | <b>\$0</b>             | <b>\$5,385</b>      |

<sup>^</sup> All numbers in this section are rounded to the nearest whole dollar

Please contact your Account Officer or the Commercial Business Banking Center at 1-800-821-2829 with questions.

Account Officer: Lara Deleone  
 Center: 3080035 SO



# Account Analysis Statement

January 2016

Revised

Relationship Summary



Relationship Overview: \*TREASURER OF STATE OF OHIO  
Accounts in Relationship: 1

## Accounts Analyzed<sup>^</sup>

| Account Number | Account Name               | Earnings Credit Rate | Balance Needed to Support Services | Balance Available to Support Services | Service Charges Eligible for Earnings Credit | Direct Service Charges | Earnings Credit Allowance |
|----------------|----------------------------|----------------------|------------------------------------|---------------------------------------|--|------------------------|---------------------------|
| 149681006396   | *TREASURER OF STATE - OHIO | 0.62%                | \$10,356,261                       | \$458                                 | \$5,385                                      | \$0                    | \$0                       |
| Total          |                            |                      | \$10,356,261                       | \$458                                 | \$5,385                                      | \$0                    | \$0                       |

<sup>^</sup> All numbers in this section are rounded to the nearest whole dollar

\* Notes the billing account for the relationship

## Service Activity Summary

| Service Codes | Services                           | Total Service Charges |
|---------------|------------------------------------|-----------------------|
| AFP00         | Balance & Compensation Information | \$0.00                |
| AFP01         | General Account Services           | \$0.00                |
| AFP25         | General ACH Services               | \$0.00                |
| AFP35         | Wire and Other Funds Xfer Services | \$0.00                |
| AFP99         | Undefined Services                 | \$5,385.28            |
| Total         |                                    | \$5,385.28            |

## Service Activity Details

| Service Codes | Services                           | Quantity | Unit Price | Total Service Charges | Balance Needed To Support Services |
|---------------|------------------------------------|----------|------------|-----------------------|------------------------------------|
| 00            | Balance & Compensation Information |          |            |                       |                                    |
| 00 02 30      | Deposit Assessment                 |          |            | \$0.00                | \$0.00                             |
|               | AFP00 TOTAL                        |          |            | \$0.00                | \$0.00                             |
| 01            | General Account Services           |          |            |                       |                                    |
| 01 00 00      | Maintenance                        | 1        | \$0.00     | \$0.00                | \$0.00                             |
| 01 04 06      | Electronic Analysis Statement      | 1        | \$0.00     | \$0.00                | \$0.00                             |
|               | AFP01 TOTAL                        |          |            | \$0.00                | \$0.00                             |
| 25            | General ACH Services               |          |            |                       |                                    |
| 25 10 52      | EPA Admin Fee/Month                | 1        | \$0.00     | \$0.00                | \$0.00                             |
|               | AFP25 TOTAL                        |          |            | \$0.00                | \$0.00                             |
| 35            | Wire and Other Funds Xfer Services |          |            |                       |                                    |
| 35 04 11      | Wire Mail Advice For Incoming      | 19       | \$0.00     | \$0.00                | \$0.00                             |
|               | AFP35 TOTAL                        |          |            | \$0.00                | \$0.00                             |
| 99            | Undefined Services                 |          |            |                       |                                    |
| 99 99 99      | Warrant Images Delivered           | 153,865  | \$0.035    | \$5,385.28            | \$10,356,260.79                    |
|               | AFP99 TOTAL                        |          |            | \$5,385.28            | \$10,356,260.79                    |
| Total         |                                    |          |            | \$5,385.28            | \$10,356,260.79                    |



KeyBank National Association  
0101

# Account Analysis Statement

January 2016

Revised

Account Detail



Account Name: TREASURER OF STATE - OHIO, FBO KEY BANK WARRANT SETTLEMENT

AA

Account Number: 149681006396

| Balance Summary                              |                 |
|--|-----------------|
| Average Ledger Balance                       | \$457.94        |
| LESS: Average Float                          | (\$0.00)        |
| Average Collected Balance                    | \$457.94        |
| Average Positive Collected Balance           | \$457.94        |
| <b>Balance Available to Support Services</b> | <b>\$457.94</b> |

| Rate and Other Information |            |
|----------------------------|------------|
| Earnings Credit Rate       | 0.62%      |
| Service Charge Multiplier  | \$1,923.07 |
| Uncollected Funds Rate     | 0.00%      |

| Service Charge Summary                       |                   |
|--|-------------------|
| Service Charges Eligible for Earnings Credit | \$5,385.28        |
| Earnings Credit Allowance                    | (\$0.23)          |
| <b>Service Charges Due</b>                   | <b>\$5,385.05</b> |

| Service Activity Details |                                    |          |            |                       |                                    |
|--------------------------|------------------------------------|----------|------------|-----------------------|------------------------------------|
| Service Codes            | Services                           | Quantity | Unit Price | Total Service Charges | Balance Needed To Support Services |
| 00                       | Balance & Compensation Information |          |            |                       |                                    |
| 00 02 30                 | Deposit Assessment                 |          |            | \$0.00                | \$0.00                             |
|                          | AFP00 TOTAL                        |          |            | \$0.00                | \$0.00                             |
| 01                       | General Account Services           |          |            |                       |                                    |
| 01 00 00                 | Maintenance                        | 1        | \$0.00     | \$0.00                | \$0.00                             |
| 01 04 06                 | Electronic Analysis Statement      | 1        | \$0.00     | \$0.00                | \$0.00                             |
|                          | AFP01 TOTAL                        |          |            | \$0.00                | \$0.00                             |
| 25                       | General ACH Services               |          |            |                       |                                    |
| 25 10 52                 | EPA Admin Fee/Month                | 1        | \$0.00     | \$0.00                | \$0.00                             |
|                          | AFP25 TOTAL                        |          |            | \$0.00                | \$0.00                             |
| 35                       | Wire and Other Funds Xfer Services |          |            |                       |                                    |
| 35 04 11                 | Wire Mail Advice For Incoming      | 19       | \$0.00     | \$0.00                | \$0.00                             |
|                          | AFP35 TOTAL                        |          |            | \$0.00                | \$0.00                             |
| 99                       | Undefined Services                 |          |            |                       |                                    |
| 99 99 99                 | Warrant Images Delivered           | 153,865  | \$0.035    | \$5,385.28            | \$10,356,260.79                    |
|                          | AFP99 TOTAL                        |          |            | \$5,385.28            | \$10,356,260.79                    |
|                          | <b>Total</b>                       |          |            | <b>\$5,385.28</b>     | <b>\$10,356,260.79</b>             |



**Account Analysis Statement**  
**January 2016**  
**Revised**



The following changes to KeyBank's standard cash management service prices will be effective January 1, 2016. Questions regarding your specific services should be directed to your Cash Management Sales Representative or call the Commercial and Business Banking Center at 800-821-2829.

**PRICING STRUCTURE CHANGES AND NEW PRICE POINTS**

This section provides you information on the changes to your pricing structure. You will see the following changes beginning with your January 2016 account analysis statement if you utilize these services.

**Lockbox Service Changes**

Beginning January 1, 2016, Key will no longer be charging for the following Lockbox Services.

| Description                | Current Price |
|----------------------------|---------------|
| Lockbox Batch Level Detail | \$0.17        |
| Lockbox Micr Capture       | \$0.02        |

**Depository Service Changes**

Beginning January 1, 2016, Key will be streamlining the billing for Cash Vault services. As a result, clients will no longer see activity for duplicate price points on their analysis statement.

**Paper Disbursement and Reconciliation Changes**

Beginning January 1, 2016, charges for Positive Pay will be unbundled from Account Reconciliation.

| Current Description           | New Description             | Current Price | New Price |
|-------------------------------|-----------------------------|---------------|-----------|
| Partial Recon Maintenance     | Reconciliation Maintenance  | \$55.00       | \$50.00   |
| Partial Recon Per Item        | Reconciliation Per Item     | \$0.09        | \$0.04    |
| Full Recon With Pos Pay Maint | Reconciliation Maintenance  | \$75.00       | \$50.00   |
| NA                            | Positive Pay Maintenance    | N/A           | \$25.00   |
| Full Recon with Pos Pay Item  | Reconciliation Per Item     | \$0.11        | \$0.04    |
| NA                            | Positive Pay Per Item       | N/A           | \$0.10    |
| Full Recon with Payee PP Item | Reconciliation Per Item     | \$0.13        | \$0.04    |
| NA                            | Positive Pay Per Item       | N/A           | \$0.10    |
| NA                            | Payee Positive Pay Per Item | N/A           | \$0.025   |
| KTT Stop Payment Entry        | Positive Pay Stop Payment   | \$12.00       | \$20.00   |

For Positive Pay Only clients with Payee

| Current Description         | New Description             | Current Price | New Price |
|-----------------------------|-----------------------------|---------------|-----------|
| Positive Pay Only Per Check | Positive Pay Per Item       | \$0.08        | \$0.10    |
| NA                          | Payee Positive Pay Per Item | N/A           | \$0.025   |



**Account Analysis Statement**  
**January 2016**  
**Revised**  
Relationship Summary



**General ACH Service Changes**

Beginning January 1, 2016, Key will be changing the price structure for ACH Origination Credit/Debit via KTT and Incoming ACH Credit/Debit Items.

| Description                                 | Current Price | New Price |
|---|---------------|-----------|
| Originated ACH Credit Via KTT (<1,000)      | \$0.21        | \$0.25    |
| Originated ACH Credit Via KTT (1,001-5,000) | \$0.21        | \$0.21    |
| Originated ACH Credit Via KTT (>5,000)      | \$0.15        | \$0.15    |
| Originated ACH Debit Via KTT (<1,000)       | \$0.21        | \$0.25    |
| Originated ACH Debit Via KTT (1,001-5,000)  | \$0.21        | \$0.21    |
| Originated ACH Debit Via KTT (>5,000)       | \$0.15        | \$0.15    |
| Incoming ACH Credit Item (<1,000)           | \$0.12        | \$0.25    |
| Incoming ACH Credit Item (1,001-5,000)      | N/A           | \$0.15    |
| Incoming ACH Credit Item (>5,000)           | N/A           | \$0.10    |
| Incoming ACH Debit Item (<1,000)            | \$0.12        | \$0.25    |
| Incoming ACH Debit Item (1,001-5,000)       | N/A           | \$0.15    |
| Incoming ACH Debit Item (>5,000)            | N/A           | \$0.10    |

**Information Service Changes**

Beginning January 1, 2016, Key will be changing the price structure for KTT Intraday/Previous Day Reports and BAI File Transfer.

| Description                                | Current Price | New Price |
|--|---------------|-----------|
| KTT Intraday Reporting (accounts 1-5)      | \$32.00       | \$40.00   |
| KTT Intraday Reporting (accounts 6-10)     | \$22.00       | \$30.00   |
| KTT Intraday Reporting (accounts >10)      | \$12.00       | \$20.00   |
| KTT Previous Day Report (accounts 1-5)     | \$32.00       | \$35.00   |
| KTT Previous Day Report (accounts 6-10)    | \$22.00       | \$25.00   |
| KTT Previous Day Report (accounts >10)     | \$12.00       | \$15.00   |
| BAI File Transfer Per Acct (accounts 1-5)  | \$32.00       | \$35.00   |
| BAI File Transfer Per Acct (accounts 6-10) | N/A           | \$25.00   |
| BAI File Transfer Per Acct (accounts >10)  | N/A           | \$15.00   |



# Account Analysis Statement

January 2016

Revised

Relationship Summary




### Standard Price Changes

The following price changes will be effective January 1, 2016 and will be displayed on your January account analysis statement. Deposit Assessment is based on Average Ledger Balance divided by 100.

| Description                  | Current Price | New Price |
|------------------------------|---------------|-----------|
| DEPOSITASSESSMENT            | \$0.00        | \$0.00417 |
| WIRE MAIL ADVICEFOR INCOMING | \$3.50        | \$5.00    |





# STATE BOARD OF DEPOSIT STATE OF OHIO

**Members:**

Josh Mandel, Chairman  
Treasurer of State  
Mike DeWine  
Attorney General  
Dave Yost  
Auditor of State

## CERTIFICATION OF THE EXPENSES OF THE STATE BOARD OF DEPOSIT

In accordance with Chapter 135.02 of the Ohio Revised Code, the undersigned, Chairman and Secretary of the State Board of Deposit of the State of Ohio, hereby certifies that the necessary expenses of the Board, which represent Fifth Third banking fees [Dept. of Natural Resources – Watercraft / Akron] for the month of January 2016, are \$138.57.

*Josh Mandel*  
\_\_\_\_\_  
CHAIRMAN

*Stacey Cumberlander*  
\_\_\_\_\_  
SECRETARY

*February 25, 2016*  
\_\_\_\_\_  
DATE

**Board of Deposit Fees: Fifth Third Bank  
January 2016**

**ODNR Watercraft - Akron (4742)**

| Service Code | Bank Code | Description                         | Total Units | BSA Price    | Expected Total  | Bank Total      | Variance      |
|--------------|-----------|-------------------------------------|-------------|--------------|-----------------|-----------------|---------------|
| 00 02 30     | 99965     | DEPOSIT ADMINISTRATION FEE          | 1           | \$0.07       | \$0.07          | \$0.07          | \$0.00        |
| 01 00 00     | 50999     | MONTHLY MAINTENANCE                 | 1           | \$10.00      | \$10.00         | \$10.00         | \$0.00        |
| 01 01 01     | 21        | COMMERCIAL DEPOSITS                 | 21          | \$0.43       | \$9.03          | \$9.03          | \$0.00        |
| 01 03 20     | 50954     | SPECIAL STATEMENT                   | 1           | \$0.01       | \$0.01          | \$0.01          | \$0.00        |
| 10 00 15     | 51606     | BKG CNTR DEPOSITED CASH             | 1618        | \$0.00       | \$0.00          | \$0.00          | \$0.00        |
| 10 00 40     | 51643     | BKG CNTR ORDER                      | 1           | \$0.05       | \$0.05          | \$0.05          | \$0.00        |
| 10 00 48     | 51647     | BKG CNTR ORDER NOTES LOOSE          | 8           | \$0.02       | \$0.17          | \$0.17          | \$0.00        |
| 10 02 1Z     | 50982     | CHK ENCODED ITEMS DEPOSITED         | 1           | \$0.04       | \$0.04          | \$0.04          | \$0.00        |
| 10 02 2Z     | 50962     | CHK UNENCODED ITEMS DEPOSITED       | 34          | \$0.04       | \$1.36          | \$1.36          | \$0.00        |
| 10 06 10     | 50205     | ARP DEPOSIT RECONCILIATION PER ITEM | 21          | \$0.00       | \$0.00          | \$0.00          | \$0.00        |
| 10 10 30     | 51215     | CHK PAPER CHECK ADMIN FEE           | 35          | \$0.01       | \$0.35          | \$0.35          | \$0.00        |
| 15 00 30     | 50401     | POSITIVE PAY MONTHLY BASE CHARGE    | 1           | \$40.00      | \$40.00         | \$40.00         | \$0.00        |
| 15 01 00     | 12        | ELECTRONIC DEBITS TRANSACTIONS      | 18          | \$0.13       | \$2.34          | \$2.34          | \$0.00        |
| 25 01 01     | 58621     | ACH CREDIT ORIGINATED               | 21          | \$0.04       | \$0.84          | \$0.84          | \$0.00        |
| 25 04 00     | 58650     | ACH RETURN/NOC RPT VIA WEB          | 1           | \$1.00       | \$1.00          | \$1.00          | \$0.00        |
| 25 05 05     | 58627     | ACH FILE PROCESSED                  | 7           | \$0.00       | \$0.00          | \$0.00          | \$0.00        |
| 25 10 50     | 50041     | ACH POSITIVE PAY MO MAINT           | 1           | \$10.00      | \$10.00         | \$10.00         | \$0.00        |
| 40 02 72     | 52602     | ONLINE PRIOR DAY ACCOUNT            | 1           | \$13.00      | \$13.00         | \$13.00         | \$0.00        |
| 40 02 72     | 52603     | ONLINE PRIOR DAY DETAIL             | 39          | \$0.01       | \$0.20          | \$0.20          | \$0.00        |
| 99 99 99     | 50588     | BAI PRIOR DAY PER ACCT              | 2           | \$14.00      | \$28.00         | \$28.00         | \$0.00        |
| 99 99 99     | 50589     | BAI PRIOR DAY RPTG DETAILFIELD      | 342         | \$0.07       | \$22.23         | \$22.23         | \$0.00        |
| 99 99 99     | 50590     | BAI PRIOR DAY 88 FIELD              | 36          | \$0.00       | \$0.00          | \$0.00          | \$0.00        |
|              |           |                                     |             | <b>Total</b> | <b>\$138.69</b> | <b>\$138.69</b> | <b>\$0.00</b> |

**Service Fee Total** \$138.69

**Earnings Credit Allowance** \$0.12

\$138.57 

FIFTH THIRD BANK (CENTRAL OHIO)  
MADISONVILLE OPS CENTER, 1MOC21  
CINCINNATI, OH 45263

TREASURER STATE OF OHIO LINKED DEPOSIT P  
ATT: KYANA PIERSON  
30 EAST BROAD ST 9TH FLOOR  
COLUMBUS OH 43215

ACCOUNT ANALYSIS PAGE 1

PERIOD 01-01-16 THRU 01-31-16  
ACCOUNT NUMBER 7282584742

001 028 D 7282584742

| AVERAGE BALANCE ON DEPOSIT   |  |        |
|--|--|--------|
| Average Negative Collected Balance                                       |  | 0.00   |
| Average Positive Collected Balance                                       |  | 579.90 |
| - Federal Reserve Requirement (10.000000% of Positive Collected Balance) |  | 57.99  |
| Investable Balance Available for Services                                |  | 521.92 |

| SERVICES PERFORMED               | AFP CODE | UNITS | UNIT PRICE | SERVICE CHARGES | REQUIRED BALANCE |
|----------------------------------|----------|-------|------------|-----------------|------------------|
| ACCOUNT SERVICES                 |          |       |            |                 |                  |
| STANDARD                         |          |       |            |                 |                  |
| ELECTRONIC DEBITS TRANSACTIONS   | 15 0100  | 18    | 0.1300     | 2.34            | 9,817.24         |
| COMMERCIAL DEPOSITS              | 01 0101  | 21    | 0.4300     | 9.03            | 37,884.46        |
| SPECIAL STATEMENT                | 01 0320  | 1     | 0.0102     | 0.01            | 41.95            |
| CHK UNENCODED ITEMS DEPOSITED    | 10 022Z  | 34    | 0.0400     | 1.36            | 5,705.74         |
| CHK ENCODED ITEMS DEPOSITED      | 10 021Z  | 1     | 0.0400     | 0.04            | 167.82           |
| MONTHLY MAINTENANCE              | 01 0000  | 1     | 10.0000    | 10.00           | 41,954.00        |
| CHK PAPER CHECK ADMIN FEE        | 10 1030  | 35    | 0.0100     | 0.35            | 1,468.39         |
| DEPOSIT ADMINISTRATION FEE       | 00 0230  | 1     | 0.0704 *   | 0.07            | 293.68           |
| ACH POSITIVE PAY                 |          |       |            |                 |                  |
| ACH POSITIVE PAY MO MAINT        | 25 1050  | 1     | 10.0000    | 10.00           | 41,954.00        |
| ACH                              |          |       |            |                 |                  |
| ACH ORIGINATED - ONLINE          |          |       |            |                 |                  |
| ACH CREDIT ORIGINATED            | 25 0101  | 21    | 0.0400     | 0.84            | 3,524.14         |
| ACH FILE PROCESSED               | 25 0505  | 7     | 0.0000     | 0.00            |                  |
| REPORTING SERVICES               |          |       |            |                 |                  |
| ACH RETURN/NOC RPT VIA WEB       | 25 0400  | 1     | 1.0000     | 1.00            | 4,195.40         |
| CASHIERING                       |          |       |            |                 |                  |
| BANKING CENTER CASH DEPOSITS     |          |       |            |                 |                  |
| BKG CNTR DEPOSITED CASH          | 10 0015  | 1,618 | 0.0010     | 1.62 W          |                  |
| BANKING CENTER CASH ORDERS       |          |       |            |                 |                  |
| BKG CNTR ORDER                   | 10 0040  | 1     | 0.0510     | 0.05            | 209.77           |
| BKG CNTR ORDER NOTES LOOSE       | 10 0048  | 8     | 0.0210     | 0.17            | 713.22           |
| DISBURSEMENTS                    |          |       |            |                 |                  |
| ARP / POSITIVE PAY               |          |       |            |                 |                  |
| ARP DEPOSIT RECONCILIATION PER I | 10 0610  | 21    | 0.1250     | 2.63 W          |                  |
| POSITIVE PAY MONTHLY BASE CHARGE | 15 0030  | 1     | 40.0000    | 40.00           | 167,816.00       |
| INFO REPORTING                   |          |       |            |                 |                  |
| BAI PRIOR DAY                    |          |       |            |                 |                  |
| BAI PRIOR DAY PER ACCT           | 99 9999  | 2     | 14.0000    | 28.00           | 117,471.20       |
| BAI PRIOR DAY RPTG DETAILFIELD   | 99 9999  | 342   | 0.0650     | 22.23           | 93,263.74        |
| BAI PRIOR DAY 88 FIELD           | 99 9999  | 36    | 0.0000     | 0.00            |                  |
| PORTAL - PRIOR DAY               |          |       |            |                 |                  |
| ONLINE PRIOR DAY ACCOUNT         | 40 0272  | 1     | 13.0000    | 13.00           | 54,540.20        |
| ONLINE PRIOR DAY DETAIL          | 40 0272  | 39    | 0.0050     | 0.20            | 839.08           |

FIFTH THIRD BANK (CENTRAL OHIO)  
MADISONVILLE OPS CENTER, 1MOC21  
CINCINNATI, OH 45263

TREASURER STATE OF OHIO LINKED DEPOSIT P  
ATT: KYANA PIERSON  
30 EAST BROAD ST 9TH FLOOR  
COLUMBUS OH 43215

ACCOUNT ANALYSIS PAGE 2


PERIOD 01-01-16 THRU 01-31-16  
ACCOUNT NUMBER 7282584742

001 028 D 7282584742

|                                |          |            |
|--------------------------------|----------|------------|
| Total Charges This Cycle       | 142.94   |            |
| Less Waived Charges            | 4.25     |            |
| Actual Analyzed Charges        | 138.69   | 581,860.03 |
| -----                          |          |            |
| Total Required Balance         |          | 581,860.03 |
| Additional Balance Required    |          | 581,338.11 |
| Earnings Credit Allowance      | 0.12     |            |
| - Less Actual Analyzed Charges | 138.69   |            |
| Net Position                   | (138.57) |            |
| Charge invoiced                |          | 138.57     |

\$1.00 Of Unit Price Is Equal To 4,195.40 Of Investable Balance

Investable Balance Receives An Earnings Credit Of 0.290000%



# STATE BOARD OF DEPOSIT

## STATE OF OHIO

**Members:**

Josh Mandel, Chairman  
Treasurer of State  
Mike DeWine  
Attorney General  
Dave Yost  
Auditor of State

### CERTIFICATION OF THE EXPENSES OF THE STATE BOARD OF DEPOSIT

In accordance with Chapter 135.02 of the Ohio Revised Code, the undersigned, Chairman and Secretary of the State Board of Deposit of the State of Ohio, hereby certifies that the necessary expenses of the Board, which represent Fifth Third banking fees [Dept. of Natural Resources – Caesars Creek] for the month of January 2016, are \$94.29.

*Josh Mandel*  
\_\_\_\_\_  
CHAIRMAN

*Stacey Lumberlander*  
\_\_\_\_\_  
SECRETARY

*February 25, 2016*  
\_\_\_\_\_  
DATE

Board of Deposit Fees: Fifth Third Bank  
January 2016

ODNR Watercraft - Caesar's Creek (0099)

| Service Code | Bank Code | Description                    | Total Units | BSA Price    | Expected Total | Bank Total     | Variance      |
|--------------|-----------|--------------------------------|-------------|--------------|----------------|----------------|---------------|
| 01 00 00     | 50999     | MONTHLY MAINTENANCE            | 1           | \$10.00      | \$10.00        | \$10.00        | \$0.00        |
| 01 04 02     | 50933     | 822 ANALYSIS FILE              | 1           | \$25.00      | \$25.00        | \$25.00        | \$0.00        |
| 01 04 03     | 51014     | 822 FILE RECREATION            | 1           | \$0.00       | \$0.00         | \$0.00         | \$0.00        |
| 25 04 00     | 58650     | ACH RETURN/NOC RPT VIA WEB     | 1           | \$1.00       | \$1.00         | \$1.00         | \$0.00        |
| 40 02 72     | 52602     | ONLINE PRIOR DAY ACCOUNT       | 1           | \$13.00      | \$13.00        | \$13.00        | \$0.00        |
| 99 99 99     | 50588     | BAI PRIOR DAY PER ACCT         | 2           | \$14.00      | \$28.00        | \$28.00        | \$0.00        |
| 99 99 99     | 50589     | BAI PRIOR DAY RPTG DETAILFIELD | 266         | \$0.07       | \$17.29        | \$17.29        | \$0.00        |
|              |           |                                |             | <b>Total</b> | <b>\$94.29</b> | <b>\$94.29</b> | <b>\$0.00</b> |

Service Fee Total \$94.29

Earnings Credit Allowance \$0.00

\$94.29 *KP*

FIFTH THIRD BANK (CENTRAL OHIO)  
MADISONVILLE OPS CENTER, 1MOC21  
CINCINNATI, OH 45263

TREASURER STATE OF OHIO LINKED DEPOSIT P  
ATT: KYANA PIERSON  
30 EAST BROAD ST 9TH FLOOR  
COLUMBUS OH 43215

ACCOUNT ANALYSIS PAGE 1

PERIOD 01-01-16 THRU 01-31-16  
ACCOUNT NUMBER 7283960099

999 028 D 7283960099


| AVERAGE BALANCE ON DEPOSIT                |  |      |
|---|--|------|
| Average Negative Collected Balance        |  | 0.00 |
| Average Positive Collected Balance        |  | 0.00 |
| Investable Balance Available for Services |  | 0.00 |

| SERVICES PERFORMED             | AFP CODE | UNITS   | UNIT PRICE | SERVICE CHARGES | REQUIRED BALANCE |
|--------------------------------|----------|---------|------------|-----------------|------------------|
| ACCOUNT SERVICES               |          |         |            |                 |                  |
| STANDARD                       |          |         |            |                 |                  |
| MONTHLY MAINTENANCE            | 01 0000  | 1       | 10.0000    | 10.00           | 41,954.00        |
| 822 FILE                       |          |         |            |                 |                  |
| 822 ANALYSIS FILE              | 01 0402  | 1       | 25.0000    | 25.00           | 104,885.00       |
| 822 FILE RECREATION            | 01 0403  | 1       | 60.0000    | 60.00 W         |                  |
| ACH                            |          |         |            |                 |                  |
| REPORTING SERVICES             |          |         |            |                 |                  |
| ACH RETURN/NOC RPT VIA WEB     | 25 0400  | 1       | 1.0000     | 1.00            | 4,195.40         |
| INFO REPORTING                 |          |         |            |                 |                  |
| BAI PRIOR DAY                  |          |         |            |                 |                  |
| BAI PRIOR DAY PER ACCT         | 99 9999  | 2       | 14.0000    | 28.00           | 117,471.20       |
| BAI PRIOR DAY RPTG DETAILFIELD | 99 9999  | 266     | 0.0650     | 17.29           | 72,538.47        |
| PORTAL - PRIOR DAY             |          |         |            |                 |                  |
| ONLINE PRIOR DAY ACCOUNT       | 40 0272  | 1       | 13.0000    | 13.00           | 54,540.20        |
| Total Charges This Cycle       |          |         |            | 154.29          |                  |
| Less Waived Charges            |          |         |            | 60.00           |                  |
| Actual Analyzed Charges        |          |         |            | 94.29           | 395,584.27       |
| -----                          |          |         |            |                 |                  |
| Total Required Balance         |          |         |            |                 | 395,584.27       |
| Additional Balance Required    |          |         |            |                 |                  |
|                                |          |         |            |                 | 395,584.27       |
| Earnings Credit Allowance      |          | 0.00    |            |                 |                  |
| - Less Actual Analyzed Charges |          | 94.29   |            |                 |                  |
| Net Position                   |          | (94.29) |            |                 |                  |

Charge invoiced 94.29

\$1.00 Of Unit Price Is Equal To 4,195.40 Of Investable Balance

Investable Balance Receives An Earnings Credit Of 0.290000%



# STATE BOARD OF DEPOSIT STATE OF OHIO

**Members:**

Josh Mandel, Chairman  
Treasurer of State  
Mike DeWine  
Attorney General  
Dave Yost  
Auditor of State

## CERTIFICATION OF THE EXPENSES OF THE STATE BOARD OF DEPOSIT

In accordance with Chapter 135.02 of the Ohio Revised Code, the undersigned, Chairman and Secretary of the State Board of Deposit of the State of Ohio, hereby certifies that the necessary expenses of the Board, which represent Fifth Third banking fees [Dept. of Natural Resources – Watercraft / Maumee Bay] for the month of January 2016, are \$138.86.

*Josh Mandel*

CHAIRMAN

*Stacy Lumberlander*

SECRETARY

*February 25, 2016*

DATE



Board of Deposit Fees: Fifth Third Bank  
January 2016

ODNR Watercraft - Maumee Bay (0125)

| Service Code | Bank Code | Description                         | Total Units | BSA Price    | Expected Total  | Bank Total      | Variance      |
|--------------|-----------|-------------------------------------|-------------|--------------|-----------------|-----------------|---------------|
| 01 00 00     | 50999     | MONTHLY MAINTENANCE                 | 1           | \$10.00      | \$10.00         | \$10.00         | \$0.00        |
| 01 01 01     | 21        | COMMERCIAL DEPOSITS                 | 6           | \$0.43       | \$2.58          | \$2.58          | \$0.00        |
| 10 00 15     | 51606     | BKG CNTR DEPOSITED CASH             | 405         | \$0.00       | \$0.00          | \$0.00          | \$0.00        |
| 10 02 2Z     | 50962     | CHK UNENCODED ITEMS DEPOSITED       | 13          | \$0.04       | \$0.52          | \$0.52          | \$0.00        |
| 10 06 10     | 50205     | ARP DEPOSIT RECONCILIATION PER ITEM | 6           | \$0.00       | \$0.00          | \$0.00          | \$0.00        |
| 10 10 30     | 51215     | CHK PAPER CHECK ADMIN FEE           | 13          | \$0.01       | \$0.13          | \$0.13          | \$0.00        |
| 15 00 30     | 50401     | POSITIVE PAY MONTHLY BASE CHARGE    | 1           | \$40.00      | \$40.00         | \$40.00         | \$0.00        |
| 15 01 00     | 12        | ELECTRONIC DEBITS TRANSACTIONS      | 5           | \$0.13       | \$0.65          | \$0.65          | \$0.00        |
| 25 01 01     | 58621     | ACH CREDIT ORIGINATED               | 6           | \$0.04       | \$0.24          | \$0.24          | \$0.00        |
| 25 05 05     | 58627     | ACH FILE PROCESSED                  | 6           | \$0.00       | \$0.00          | \$0.00          | \$0.00        |
| 25 10 50     | 50041     | ACH POSITIVE PAY MO MAINT           | 1           | \$10.00      | \$10.00         | \$10.00         | \$0.00        |
| 40 00 55     | 52605     | ONLINE INTRADAY PER ACCOUNT         | 1           | \$15.00      | \$15.00         | \$15.00         | \$0.00        |
| 40 02 72     | 52602     | ONLINE PRIOR DAY ACCOUNT            | 1           | \$13.00      | \$13.00         | \$13.00         | \$0.00        |
| 40 02 74     | 52606     | ONLINE INTRA DAY DETAIL             | 5           | \$0.04       | \$0.18          | \$0.18          | \$0.00        |
| 99 99 99     | 50588     | BAI PRIOR DAY PER ACCT              | 2           | \$14.00      | \$28.00         | \$28.00         | \$0.00        |
| 99 99 99     | 50589     | BAI PRIOR DAY RPTG DETAILFIELD      | 286         | \$0.07       | \$18.59         | \$18.59         | \$0.00        |
| 99 99 99     | 50590     | BAI PRIOR DAY 88 FIELD              | 10          | \$0.00       | \$0.00          | \$0.00          | \$0.00        |
|              |           |                                     |             | <b>Total</b> | <b>\$138.89</b> | <b>\$138.89</b> | <b>\$0.00</b> |

Service Fee Total \$138.89

Earnings Credit Allowance \$0.03

\$138.86 *KP*

FIFTH THIRD BANK (CENTRAL OHIO)  
MADISONVILLE OPS CENTER, 1MOC21  
CINCINNATI, OH 45263

TREASURER STATE OF OHIO LINKED DEPOSIT P  
ATT: KYANA PIERSON  
30 EAST BROAD ST 9TH FLOOR  
COLUMBUS OH 43215

ACCOUNT ANALYSIS PAGE 1

PERIOD 01-01-16 THRU 01-31-16  
ACCOUNT NUMBER 7283520125

999 028 D 7283520125

| AVERAGE BALANCE ON DEPOSIT   |        |
|--|--------|
| Average Negative Collected Balance                                       | 0.00   |
| Average Positive Collected Balance                                       | 145.55 |
| - Federal Reserve Requirement (10.000000% of Positive Collected Balance) | 14.56  |
| Investable Balance Available for Services                                | 130.99 |

| SERVICES PERFORMED               | AFP CODE | UNITS | UNIT PRICE | SERVICE CHARGES | REQUIRED BALANCE |
|----------------------------------|----------|-------|------------|-----------------|------------------|
| ACCOUNT SERVICES                 |          |       |            |                 |                  |
| STANDARD                         |          |       |            |                 |                  |
| ELECTRONIC DEBITS TRANSACTIONS   | 15 0100  | 5     | 0.1300     | 0.65            | 2,727.01         |
| COMMERCIAL DEPOSITS              | 01 0101  | 6     | 0.4300     | 2.58            | 10,824.13        |
| CHK UNENCODED ITEMS DEPOSITED    | 10 022Z  | 13    | 0.0400     | 0.52            | 2,181.61         |
| MONTHLY MAINTENANCE              | 01 0000  | 1     | 10.0000    | 10.00           | 41,954.00        |
| CHK PAPER CHECK ADMIN FEE        | 10 1030  | 13    | 0.0100     | 0.13            | 545.40           |
| ACH POSITIVE PAY                 |          |       |            |                 |                  |
| ACH POSITIVE PAY MO MAINT        | 25 1050  | 1     | 10.0000    | 10.00           | 41,954.00        |
| ACH                              |          |       |            |                 |                  |
| ACH ORIGINATED - ONLINE          |          |       |            |                 |                  |
| ACH CREDIT ORIGINATED            | 25 0101  | 6     | 0.0400     | 0.24            | 1,006.90         |
| ACH FILE PROCESSED               | 25 0505  | 6     | 0.0000     | 0.00            |                  |
| CASHIERING                       |          |       |            |                 |                  |
| BANKING CENTER CASH DEPOSITS     |          |       |            |                 |                  |
| BKG CNTR DEPOSITED CASH          | 10 0015  | 405   | 0.0000     | 0.00            |                  |
| DISBURSEMENTS                    |          |       |            |                 |                  |
| ARP / POSITIVE PAY               |          |       |            |                 |                  |
| ARP DEPOSIT RECONCILIATION PER I | 10 0610  | 6     | 0.1100     | 0.66 W          |                  |
| POSITIVE PAY MONTHLY BASE CHARGE | 15 0030  | 1     | 40.0000    | 40.00           | 167,816.00       |
| INFO REPORTING                   |          |       |            |                 |                  |
| BAI PRIOR DAY                    |          |       |            |                 |                  |
| BAI PRIOR DAY PER ACCT           | 99 9999  | 2     | 14.0000    | 28.00           | 117,471.20       |
| BAI PRIOR DAY RPTG DETAILFIELD   | 99 9999  | 286   | 0.0650     | 18.59           | 77,992.49        |
| BAI PRIOR DAY 88 FIELD           | 99 9999  | 10    | 0.0000     | 0.00            |                  |
| PORTAL - PRIOR DAY               |          |       |            |                 |                  |
| ONLINE PRIOR DAY ACCOUNT         | 40 0272  | 1     | 13.0000    | 13.00           | 54,540.20        |
| PORTAL - INTRA DAY               |          |       |            |                 |                  |
| ONLINE INTRADAY PER ACCOUNT      | 40 0055  | 1     | 15.0000    | 15.00           | 62,931.00        |
| ONLINE INTRA DAY DETAIL          | 40 0274  | 5     | 0.0350     | 0.18            | 755.17           |
| Total Charges This Cycle         |          |       |            | 139.55          |                  |
| Less Waived Charges              |          |       |            | 0.66            |                  |
| Actual Analyzed Charges          |          |       |            | 138.89          | 582,699.11       |


FIFTH THIRD BANK (CENTRAL OHIO)  
MADISONVILLE OPS CENTER, IMOC21  
CINCINNATI, OH 45263

TREASURER STATE OF OHIO LINKED DEPOSIT P  
ATT: KYANA PIERSON  
30 EAST BROAD ST 9TH FLOOR  
COLUMBUS OH 43215

ACCOUNT ANALYSIS PAGE 2

PERIOD 01-01-16 THRU 01-31-16  
ACCOUNT NUMBER 7283520125

|   |                               |            |
|---|-------------------------------|------------|
| Total Required Balance  | 999 028 D 7283520125          | 582,699.11 |
| Additional Balance Required                                     |                               | 582,568.12 |
| Earnings Credit Allowance                                       | 0.03                          |            |
| - Less Actual Analyzed Charges                                  | 138.89                        |            |
| Net Position  | <u>          </u><br>(138.86) |            |
| Charge invoiced   |                               | 138.86     |
|   |                               |            |
| \$1.00 Of Unit Price Is Equal To 4,195.40 Of Investable Balance |                               |            |
| Investable Balance Receives An Earnings Credit Of 0.290000%     |                               |            |



# STATE BOARD OF DEPOSIT STATE OF OHIO

**Members:**

Josh Mandel, Chairman  
Treasurer of State  
Mike DeWine  
Attorney General  
Dave Yost  
Auditor of State

## CERTIFICATION OF THE EXPENSES OF THE STATE BOARD OF DEPOSIT

In accordance with Chapter 135.02 of the Ohio Revised Code, the undersigned, Chairman and Secretary of the State Board of Deposit of the State of Ohio, hereby certifies that the necessary expenses of the Board, which represent First Merit Bank banking fees [TOS –Money Market / Interim Deposit Account] for January 2016, are \$80.00.

*Josh Mandel*

CHAIRMAN

*Stacy Cumberland*

SECRETARY

*February 24, 2016*

DATE

Board of Deposit Fees: First Merit Bank  
January 2016

TOS Money Market Account (2607)

| Service Code | Description                 | Total Units  | BSA Price | Expected Total | Bank Total     | Variance      |
|--------------|-----------------------------|--------------|-----------|----------------|----------------|---------------|
| 40 TT TT     | e-Connect Maintenance       | 1            | \$75.00   | \$75.00        | \$75.00        | \$0.00        |
| 01-0000      | Monthly Account Maintenance | 1            | \$5.00    | \$5.00         | \$5.00         | \$0.00        |
|              |                             | <b>Total</b> |           | <b>\$80.00</b> | <b>\$80.00</b> | <b>\$0.00</b> |

Service Fee Total \$80.00

Earnings Credit Allowance \$0.00

\$80.00

(KP)

FIRSTMERIT BANK, N.A.  
 295 FIRSTMERIT CIRCLE  
 AKRON, OHIO 44307-2359



OHIO TREASURER OF STATE  
 TOS INTERIM DEPOSIT ACCOUNT  
 30 E BROAD ST  
 COLUMBUS OH 43215

Statement Date: 01/31/2016 Page 1  
 Account: 50 5024 2607  
 Relationship Mgr: STEVE H ABBEY  
 CI M C

\*\*\*\*\* ACCOUNT ANALYSIS STATEMENT \*\*\*\*\*  
 FOR THE PERIOD 01/01/16 THROUGH 01/31/16

\*\*\*\*\* BALANCE COMPUTATION FOR THE PERIOD \*\*\*\*\*

|   |                |
|---|----------------|
| AVERAGE LEDGER BALANCE                  | 100,043,567.49 |
| Less AVERAGE UNCOLLECTED FUNDS          | 0.00           |
| AVERAGE COLLECTED BALANCE               | 100,043,567.49 |
| Less LEGAL RESERVE REQUIREMENT          | 10,004,356.75  |
| AVERAGE COLLECTED BALANCE LESS RESERVES | 90,039,210.74  |

\*\*\*\*\* SERVICES RENDERED FOR THE PERIOD \*\*\*\*\*

| TMA CD SERVICE INFORMATION                      | UNIT PRICE | VOLUME | SERVICE CHARGE ID | REQUIRED BALANCE |
|---|------------|--------|-------------------|------------------|
| 40TTTT e-Conn Maintenance                       |            |        | 75.00 F           | 0                |
| 010000 Account Maintenance                      | 5.0000     | 1      | 5.00              | 0                |
| 00 03 00 Total Charges Listed Before Credit.... |            |        | 80.00             |                  |
| 00 03 91 Total Activity Charges.....            |            |        | 80.00             |                  |

Footnotes: F=Flat fee

\*\*\*\*\* ACCOUNT POSITION FOR THE PERIOD \*\*\*\*\*

|  | FEE BASIS | BALANCE BASIS  |
|--|-----------|----------------|
| EARNED CREDIT FOR COLLECTED BALANCE ( 0.0000 | 0.00      | 100,043,567.49 |
| Current Period Analyzed Charges              | 80.00     | 0.00           |
| Analyzed Charges Due after Credit            | 80.00     |                |
| NET COST DUE, PLEASE REMIT -->               | 80.00     |                |
| ** PAST DUE FEES, PLEASE REMIT, -->          | 80.00     |                |

Balance available to support other services - 100,043,567.49

\$0.00 in collected balance will offset \$1.00 of charges.  
 This amount INCLUDES the provision for reserves.

\*\*\*\*\* CLIENT HISTORY \*\*\*\*\*

| MM/YY | Average Ledger Balance | Average Net Clctd | Comp. Balance Required | Balance Def/ Surplus | Earnings Allwnce | Analyzed Charges |
|-------|------------------------|-------------------|------------------------|----------------------|------------------|------------------|
| 08/15 | 0                      | 0                 | 0                      | 0                    | 0                | 0                |
| 09/15 | 43,333,511             | 43,333,511        | 0                      | 43,333,511           | 0                | 413              |
| 10/15 | 100,005,780            | 100,005,780       | 0                      | 100,005,780          | 0                | -16              |
| 11/15 | 100,018,501            | 100,018,501       | 0                      | 100,018,501          | 0                | 106              |
| 12/15 | 100,030,825            | 100,030,825       | 0                      | 100,030,825          | 0                | 80               |
| 01/16 | 100,043,567            | 100,043,567       | 0                      | 100,043,567          | 0                | 80               |
| YTD   | 100,043,567            | 100,043,567       | 0                      | 100,043,567          | 0                | 80               |
| Lst12 | 73,905,364             | 73,905,364        | 0                      | 73,905,364           | 0                | 663              |

FIRSTMERIT BANK, N.A.  
295 FIRSTMERIT CIRCLE  
AKRON, OHIO 44307-2359



OHIO TREASURER OF STATE  
TOS INTERIM DEPOSIT ACCOUNT  
30 E BROAD ST  
COLUMBUS OH 43215

Statement Date: 01/31/2016 Page 2  
Account: 50 5024 2607  
Relationship Mgr: STEVE H ABBEY  
CI M C

\*\*\*\*\* ACCOUNT ANALYSIS STATEMENT \*\*\*\*\*  
FOR THE PERIOD 01/01/16 THROUGH 01/31/16

----- INVOICE REMITTANCE -----  
FOR THE PERIOD 01/01/16 THROUGH 01/31/16  
Please make your checks payable to:  
FirstMerit Bank, N.A.

Return this remittance advice with payment to:

FirstMerit Bank, N.A.  
295 FirstMerit Circle OPC-806  
Akron, OH 44307-2359

|                         |        |
|-------------------------|--------|
| Previous Balance:       | 80.00  |
| Current Period Charges: | 80.00  |
| Total Amount Now Due:   | 160.00 |

Enter the amount of your payment: \_\_\_\_\_

If you have questions regarding this statement, please  
contact Commercial Client Services at 1-888-283-2303.

Thank you for choosing FirstMerit as your financial partner.



**Analysis Date:** 1/31/2016  
**Pricing Proforma for:** Ohio Treasurer of State  
TOS Interim Deposit Account  
30 E Broad St. Columbus OH 43215

**Balance Computation:**

|  |                  |
|--|------------------|
| Average Ledger Balance                   | \$100,043,567.49 |
| less Average Float                       | \$0.00           |
| Average Collected Balance                | \$100,043,567.49 |
| Less Legal Reserve Requirement           | \$10,004,356.75  |
| Average Daily Adjusted Collected Balance | \$90,039,210.74  |

| Service Description | Volume | Unit Price | Service Charge | One Time Charges |
|---------------------|--------|------------|----------------|------------------|
|---------------------|--------|------------|----------------|------------------|

**LIQUIDITY SERVICES**

**GENERAL SERVICES**

|                             |   |  |        |  |
|-----------------------------|---|--|--------|--|
| Monthly Account Maintenance | 1 |  | \$5.00 |  |
|-----------------------------|---|--|--------|--|

**INFORMATION MANAGEMENT SERVICES**


**FIRSTMERIT e-CONNECT® - CORPORATE BASIC**

Account Services

|                       |   |         |         |  |
|-----------------------|---|---------|---------|--|
| e-Connect Maintenance | 1 | \$75.00 | \$75.00 |  |
|-----------------------|---|---------|---------|--|

|                     |  |  |                |  |
|---------------------|--|--|----------------|--|
| <b>Net cost due</b> |  |  | <b>\$80.00</b> |  |
|---------------------|--|--|----------------|--|





# STATE BOARD OF DEPOSIT STATE OF OHIO

**Members:**

Josh Mandel, Chairman  
Treasurer of State  
Mike DeWine  
Attorney General  
Dave Yost  
Auditor of State

## CERTIFICATION OF THE EXPENSES OF THE STATE BOARD OF DEPOSIT

In accordance with Chapter 135.02 of the Ohio Revised Code, the undersigned, Chairman and Secretary of the State Board of Deposit of the State of Ohio, hereby certifies that the necessary expenses of the Board, which represent Huntington banking fees [ODNR-Division of Reclamation] for January 2016, are \$129.22.

*Josh Mandel*

CHAIRMAN

*Stacey Cumberlander*

SECRETARY

*March 4, 2016*

DATE

Board of Deposit Fees: Huntington National Bank  
January 2016

ODNR Division of Reclamation (2957)

| Service Code | Bank Code | Description                    | Total Units | BSA Price    | Expected Total  | Bank Total      | Variance      |
|--------------|-----------|--------------------------------|-------------|--------------|-----------------|-----------------|---------------|
| 01 00 00     | 21        | MONTHLY SERVICE FEEÛF          | 1           | \$12.00      | \$12.00         | \$12.00         | \$0.00        |
| 01 03 07     | 104       | PAPERLESS STATEMENT            | 1           | \$0.00       | \$0.00          | \$0.00          | \$0.00        |
| 25 10 50     | 1490      | ACH POS PAY ONLY ACCT          | 1           | \$15.00      | \$15.00         | \$15.00         | \$0.00        |
| 25 10 53     | 183       | ACH POS PAY-ALERTS             | 393         | \$0.00       | \$0.00          | \$0.00          | \$0.00        |
| 30 01 00     | 3004      | ANALYSIS STATEMENT VIA EDI     | 1           | \$15.00      | \$15.00         | \$15.00         | \$0.00        |
| 40 00 1Z     | 4005      | INFO RPT-TRANS - MONTHLY MAINT | 1           | \$15.00      | \$15.00         | \$15.00         | \$0.00        |
| 40 00 ZZ     | 3722      | BOL ACCOUNT MAINT-BASIC        | 1           | \$0.00       | \$0.00          | \$0.00          | \$0.00        |
| 40 02 30     | 4006      | INFO RPT-TRANS - PREV DAY SUMM | 209         | \$0.35       | \$73.15         | \$73.15         | \$0.00        |
| 40 02 72     | 3742      | BOL PREVIOUS DAY ITEMS-BASIC   | 19          | \$0.00       | \$0.00          | \$0.00          | \$0.00        |
|              |           |                                |             | <b>Total</b> | <b>\$130.15</b> | <b>\$130.15</b> | <b>\$0.00</b> |

Service Fee Total \$130.15

Earnings Credit \$0.93

\$129.22

KP

THE HUNTINGTON NATIONAL BANK  
 PO BOX 1558 EA2W20  
 COLUMBUS OH 43216-1558



TREAS-ST OH DEPT NATURAL RESOURCES  
 RECLAMATION  
 30 E. BROAD STREET 10TH FLOOR  
 COLUMBUS OH 43215-3414

Invoice

Direct Inquiries to your account officer or to  
 Huntington Business Direct (1-800-480-2001)

Account Analysis Statement

Group: 801892412957

Analysis Period From 01/01/2016  
 To 01/31/2016  
 Statement Date 02/08/2016

Account Summary Section

Group Account: 801892412957

| Balance Analysis               |             | Service Charge Analysis   |         |
|--------------------------------|-------------|---------------------------|---------|
| AVERAGE BALANCE                | 4,407.69    | EARNINGS CREDIT ALLOWANCE | .93     |
| LESS AVERAGE FLOAT             | .00         | TOTAL CHARGE FOR SERVICES | -130.15 |
| AVERAGE COLLECTED BALANCE      | 4,407.69    | NET CHARGE FOR SERVICES   | -129.22 |
| AVG POSITIVE COLLECTED BALANCE | 4,407.69    | ***SERVICE CHARGE AMOUNT  | 129.22  |
| LESS RESERVE REQUIRED          | .00         |                           |         |
| AVERAGE AVAILABLE BALANCE      | 4,407.69    |                           |         |
| LESS BALANCE REQUIRED          | -614,698.45 |                           |         |
| NET AVAILABLE BALANCE          | -610,290.76 |                           |         |
| TOTAL DEFICIT BALANCE          | -610,290.76 |                           |         |

Service Charge Detail

Group Account: 801892412957

| Service Code                     | AFP Code | Service Description            | Volume | Unit Price | Charge for Service |
|----------------------------------|----------|--------------------------------|--------|------------|--------------------|
| <b>GENERAL ACCOUNT SERVICES</b>  |          |                                |        |            |                    |
| 0021                             | 010000   | MONTHLY SERVICE FEE            | 1      | 12.0000    | 12.00              |
| 0104                             | 010307   | PAPERLESS STATEMENT            | 1      | .0000      | .00                |
| <b>ACCOUNT ANALYSIS</b>          |          |                                |        |            |                    |
| 3004                             | 300100   | ANALYSIS STATEMENT VIA EDI     | 1      | 15.0000    | 15.00              |
| <b>BUSINESS SECURITY SUITE</b>   |          |                                |        |            |                    |
| 0183                             | 251053   | ACH POS PAY-ALERTS             | 393    | .0000      | .00                |
| 1490                             | 251050   | ACH POS PAY ONLY ACCT          | 1      | 15.0000    | 15.00              |
| <b>BUSINESS ONLINE-BOL</b>       |          |                                |        |            |                    |
| 3722                             | 4000ZZ   | BOL ACCOUNT MAINT-BASIC        | 1      | .0000      | .00                |
| 3742                             | 400272   | BOL PREVIOUS DAY ITEMS-BASIC   | 19     | .0000      | .00                |
| <b>INFORMATION REPORTING</b>     |          |                                |        |            |                    |
| 4005                             | 40001Z   | INFO RPT-TRANS - MONTHLY MAINT | 1      | 15.0000    | 15.00              |
| 4006                             | 400230   | INFO RPT-TRANS - PREV DAY SUMM | 209    | .3500      | 73.15              |
| <b>TOTAL CHARGE FOR SERVICES</b> |          |                                |        |            | <b>130.15</b>      |

THE HUNTINGTON NATIONAL BANK  
PO BOX 1558 EA2W20  
COLUMBUS OH 43216-1558



TREAS-ST OH DEPT NATURAL RESOURCES  
RECLAMATION  
30 E. BROAD STREET 10TH FLOOR  
COLUMBUS OH 43215-3414

Invoice

Direct Inquiries to your account officer or to  
Huntington Business Direct (1-800-480-2001)

**Account Analysis Statement**

**Group:** 801892412957

**Account:** 01892412957

Analysis Period From 01/01/2016  
To 01/31/2016

Statement Date 02/08/2016

Invoice Due Date\* 03/01/2016

\* Please remit the Total Amount Due of 399.24 before this date

**Invoice Details**

**Group:** 801892412957

**Description**

|                                       |         |
|---------------------------------------|---------|
| Previous Balance                      | 406.94  |
| Payments Received                     |         |
| 01/19/2016 Invoice # 8900000000036235 | 136.92  |
| Grand Total Payments Received         | 136.92- |
| Account Summary of Charges            |         |
| Previous Invoice Balance              | 270.02  |
| Total Past Due                        | 270.02  |
| Current Service Charges               | 129.22  |
| Total Amount Due                      | 399.24  |

Statement Period 01/01/2016 to 01/31/2016 Page 2 of 3

(please fold and tear here to remit this portion with your payment)

TREAS-ST OH DEPT NATURAL RESOURCES  
RECLAMATION  
30 E. BROAD STREET 10TH FLOOR  
COLUMBUS OH 43215-3414

Group #: 801892412957

Invoice Date: 01/31/2016

Invoice #: 008900000000037354

THE HUNTINGTON NATIONAL BANK  
DEPT. L-2043  
COLUMBUS OHIO 43260

Payment Due on 03/01/2016

Amount Due 399.24

Amount Enclosed:

\$

Checks and money orders should be made payable to Huntington National Bank

THE HUNTINGTON NATIONAL BANK  
 PO BOX 1558 EA2W20  
 COLUMBUS OH 43216-1558



TREAS-ST OH DEPT NATURAL RESOURCES  
 DIVISION OF RECLAMATION  
 30 E. BROAD STREET 10TH FLOOR  
 COLUMBUS OH 43215-3414

Invoice

Direct Inquiries to your account officer or to  
 Huntington Business Direct (1-800-480-2001)

**Account Analysis Statement**

**Group:** 801892412957

**Account:** 01892412957

Analysis Period From 01/01/2016  
 To 01/31/2016  
 Statement Date 02/08/2016

**Account Summary Section**


**Public Fund Analyzed Checking Account:** 01892412957

| Balance Analysis               |             | Service Charge Analysis           |         |
|--------------------------------|-------------|-----------------------------------|---------|
| AVERAGE BALANCE                | 4,407.69    | EARNINGS CREDIT ALLOWANCE 0.250 % | .93     |
| LESS AVERAGE FLOAT             | .00         | TOTAL CHARGE FOR SERVICES         | -130.15 |
| AVERAGE COLLECTED BALANCE      | 4,407.69    | NET CHARGE FOR SERVICES           | -129.22 |
| AVG POSITIVE COLLECTED BALANCE | 4,407.69    | ***SERVICE CHARGE AMOUNT          | 129.22  |
| LESS RESERVE REQUIRED @        | .00         |                                   |         |
| AVERAGE AVAILABLE BALANCE      | 4,407.69    |                                   |         |
| LESS BALANCE REQUIRED          | -614,698.45 |                                   |         |
| NET AVAILABLE BALANCE          | -610,290.76 |                                   |         |
| TOTAL DEFICIT BALANCE          | -610,290.76 |                                   |         |

**Service Charge Detail**

**Public Fund Analyzed Checking Account:** 01892412957

| Service Code                     | AFP Code | Service Description            | Volume | Unit Price | Charge for Service |
|----------------------------------|----------|--------------------------------|--------|------------|--------------------|
| <b>GENERAL ACCOUNT SERVICES</b>  |          |                                |        |            |                    |
| 0021                             | 010000   | MONTHLY SERVICE FEE            | 1      | 12.0000    | 12.00              |
| 0104                             | 010307   | PAPERLESS STATEMENT            | 1      | .0000      | .00                |
| <b>ACCOUNT ANALYSIS</b>          |          |                                |        |            |                    |
| 3004                             | 300100   | ANALYSIS STATEMENT VIA EDI     | 1      | 15.0000    | 15.00              |
| <b>BUSINESS SECURITY SUITE</b>   |          |                                |        |            |                    |
| 0183                             | 251053   | ACH POS PAY-ALERTS             | 393    | .0000      | .00                |
| 1490                             | 251050   | ACH POS PAY ONLY ACCT          | 1      | 15.0000    | 15.00              |
| <b>BUSINESS ONLINE-BOL</b>       |          |                                |        |            |                    |
| 3722                             | 4000ZZ   | BOL ACCOUNT MAINT-BASIC        | 1      | .0000      | .00                |
| 3742                             | 400272   | BOL PREVIOUS DAY ITEMS-BASIC   | 19     | .0000      | .00                |
| <b>INFORMATION REPORTING</b>     |          |                                |        |            |                    |
| 4005                             | 40001Z   | INFO RPT-TRANS - MONTHLY MAINT | 1      | 15.0000    | 15.00              |
| 4006                             | 400230   | INFO RPT-TRANS - PREV DAY SUMM | 209    | .3500      | 73.15              |
| <b>TOTAL CHARGE FOR SERVICES</b> |          |                                |        |            | <b>130.15</b>      |



# STATE BOARD OF DEPOSIT

## STATE OF OHIO

**Members:**

Josh Mandel, Chairman  
Treasurer of State

Mike DeWine  
Attorney General

Dave Yost  
Auditor of State

### CERTIFICATION OF THE EXPENSES OF THE STATE BOARD OF DEPOSIT

In accordance with Chapter 135.02 of the Ohio Revised Code, the undersigned, Chairman and Secretary of the State Board of Deposit of the State of Ohio, hereby certifies that the necessary expenses of the Board, which represent Huntington banking fees [ODNR Lake Katherine] for January 2016, are \$129.10.

*Josh Mandel*

CHAIRMAN

*Stacy Lumberger*

SECRETARY

*March 4, 2016*

DATE

Board of Deposit Fees: Huntington National Bank  
January 2016

ODNR Lake Katherine Management Fund (3134)

| Service Code | Bank Code | Description                    | Total Units | BSA Price    | Expected Total  | Bank Total      | Variance      |
|--------------|-----------|--------------------------------|-------------|--------------|-----------------|-----------------|---------------|
| 01 00 00     | 21        | MONTHLY SERVICE FEEÛF          | 1           | \$12.00      | \$12.00         | \$12.00         | \$0.00        |
| 01 03 07     | 104       | PAPERLESS STATEMENT            | 1           | \$0.00       | \$0.00          | \$0.00          | \$0.00        |
| 25 10 50     | 1490      | ACH POS PAY ONLY ACCT          | 1           | \$15.00      | \$15.00         | \$15.00         | \$0.00        |
| 25 10 53     | 183       | ACH POS PAY-ALERTS             | 393         | \$0.00       | \$0.00          | \$0.00          | \$0.00        |
| 30 01 00     | 3004      | ANALYSIS STATEMENT VIA EDI     | 1           | \$15.00      | \$15.00         | \$15.00         | \$0.00        |
| 40 00 1Z     | 4005      | INFO RPT-TRANS - MONTHLY MAINT | 1           | \$15.00      | \$15.00         | \$15.00         | \$0.00        |
| 40 00 ZZ     | 3722      | BOL ACCOUNT MAINT-BASIC        | 1           | \$0.00       | \$0.00          | \$0.00          | \$0.00        |
| 40 02 30     | 4006      | INFO RPT-TRANS - PREV DAY SUMM | 209         | \$0.35       | \$73.15         | \$73.15         | \$0.00        |
| 40 02 72     | 3742      | BOL PREVIOUS DAY ITEMS-BASIC   | 19          | \$0.00       | \$0.00          | \$0.00          | \$0.00        |
|              |           |                                |             | <b>Total</b> | <b>\$130.15</b> | <b>\$130.15</b> | <b>\$0.00</b> |

Service Fee Total \$130.15

Earnings Credit Allowance \$1.05

\$129.10

KP

THE HUNTINGTON NATIONAL BANK  
 PO BOX 1558 EA2W20  
 COLUMBUS OH 43216-1558



TREAS-ST OH DEPT NATURAL RESOURCES  
 ODNR LAKE KATHERINE  
 30 E. BROAD STREET 10TH FLOOR  
 COLUMBUS OH 43215-3414

Invoice

Direct Inquiries to your account officer or to  
 Huntington Business Direct (1-800-480-2001)

Account Analysis Statement

Group: 801892413134

Analysis Period From 01/01/2016  
 To 01/31/2016  
 Statement Date 02/08/2016

Account Summary Section

Group Account: 801892413134

| Balance Analysis               |             | Service Charge Analysis   |         |
|--------------------------------|-------------|---------------------------|---------|
| AVERAGE BALANCE                | 5,000.00    | EARNINGS CREDIT ALLOWANCE | 1.05    |
| LESS AVERAGE FLOAT             | .00         | TOTAL CHARGE FOR SERVICES | -130.15 |
| AVERAGE COLLECTED BALANCE      | 5,000.00    | NET CHARGE FOR SERVICES   | -129.10 |
| AVG POSITIVE COLLECTED BALANCE | 5,000.00    | ***SERVICE CHARGE AMOUNT  | 129.10  |
| LESS RESERVE REQUIRED          | .00         |                           |         |
| AVERAGE AVAILABLE BALANCE      | 5,000.00    |                           |         |
| LESS BALANCE REQUIRED          | -614,698.45 |                           |         |
| NET AVAILABLE BALANCE          | -609,698.45 |                           |         |
| TOTAL DEFICIT BALANCE          | -609,698.45 |                           |         |

Service Charge Detail

Group Account: 801892413134

| Service Code                     | AFP Code | Service Description            | Volume | Unit Price | Charge for Service |
|----------------------------------|----------|--------------------------------|--------|------------|--------------------|
| <b>GENERAL ACCOUNT SERVICES</b>  |          |                                |        |            |                    |
| 0021                             | 010000   | MONTHLY SERVICE FEE            | 1      | 12.0000    | 12.00              |
| 0104                             | 010307   | PAPERLESS STATEMENT            | 1      | .0000      | .00                |
| <b>ACCOUNT ANALYSIS</b>          |          |                                |        |            |                    |
| 3004                             | 300100   | ANALYSIS STATEMENT VIA EDI     | 1      | 15.0000    | 15.00              |
| <b>BUSINESS SECURITY SUITE</b>   |          |                                |        |            |                    |
| 0183                             | 251053   | ACH POS PAY-ALERTS             | 393    | .0000      | .00                |
| 1490                             | 251050   | ACH POS PAY ONLY ACCT          | 1      | 15.0000    | 15.00              |
| <b>BUSINESS ONLINE-BOL</b>       |          |                                |        |            |                    |
| 3722                             | 4000ZZ   | BOL ACCOUNT MAINT-BASIC        | 1      | .0000      | .00                |
| 3742                             | 400272   | BOL PREVIOUS DAY ITEMS-BASIC   | 19     | .0000      | .00                |
| <b>INFORMATION REPORTING</b>     |          |                                |        |            |                    |
| 4005                             | 40001Z   | INFO RPT-TRANS - MONTHLY MAINT | 1      | 15.0000    | 15.00              |
| 4006                             | 400230   | INFO RPT-TRANS - PREV DAY SUMM | 209    | .3500      | 73.15              |
| <b>TOTAL CHARGE FOR SERVICES</b> |          |                                |        |            | <b>130.15</b>      |



THE HUNTINGTON NATIONAL BANK  
PO BOX 1558 EA2W20  
COLUMBUS OH 43216-1558



TREAS-ST OH DEPT NATURAL RESOURCES  
ODNR LAKE KATHERINE  
30 E. BROAD STREET 10TH FLOOR  
COLUMBUS OH 43215-3414

Invoice

Direct Inquiries to your account officer or to  
Huntington Business Direct (1-800-480-2001)

**Account Analysis Statement**

**Group:** 801892413134

**Account:** 01892413134

Analysis Period From 01/01/2016  
To 01/31/2016

Statement Date 02/08/2016

Invoice Due Date\* 03/01/2016

\* Please remit the Total Amount Due of 398.87 before this date

**Invoice Details**

**Group:** 801892413134

**Description**

|  |         |
|--|---------|
| Previous Balance   | 406.56  |
| Payments Received<br>01/19/2016 Invoice # 8900000000036237 | 136.79  |
| Grand Total Payments Received                              | 136.79- |
| Account Summary of Charges                                 |         |
| Previous Invoice Balance                                   | 269.77  |
| Total Past Due   | 269.77  |
| Current Service Charges                                    | 129.10  |
| Total Amount Due   | 398.87  |

Statement Period 01/01/2016 to 01/31/2016 Page 2 of 3

(please fold and tear here to remit this portion with your payment)

TREAS-ST OH DEPT NATURAL RESOURCES  
ODNR LAKE KATHERINE  
30 E. BROAD STREET 10TH FLOOR  
COLUMBUS OH 43215-3414

Group #: 801892413134  
Invoice Date: 01/31/2016  
Invoice #: 008900000000037356

THE HUNTINGTON NATIONAL BANK  
DEPT. L-2043  
COLUMBUS OHIO 43260

Payment Due on 03/01/2016  
Amount Due 398.87  
Amount Enclosed:

\$

Checks and money orders should be made payable to Huntington National Bank

THE HUNTINGTON NATIONAL BANK  
 PO BOX 1558 EA2W20  
 COLUMBUS OH 43216-1558



TREAS-ST OH DEPT NATURAL RESOURCES  
 ODNR LAKE KATHERINE MGMT FUND  
 30 E. BROAD STREET 10TH FLOOR  
 COLUMBUS OH 43215-3414

Invoice

Direct Inquiries to your account officer or to  
 Huntington Business Direct (1-800-480-2001)

**Account Analysis Statement**

**Group:** 801892413134

**Account:** 01892413134

Analysis Period From 01/01/2016  
 To 01/31/2016  
 Statement Date 02/08/2016

**Account Summary Section**

**Public Fund Analyzed Checking Account:** 01892413134

| Balance Analysis               |             | Service Charge Analysis           |         |
|--------------------------------|-------------|-----------------------------------|---------|
| AVERAGE BALANCE                | 5,000.00    | EARNINGS CREDIT ALLOWANCE 0.250 % | 1.05    |
| LESS AVERAGE FLOAT             | .00         | TOTAL CHARGE FOR SERVICES         | -130.15 |
| AVERAGE COLLECTED BALANCE      | 5,000.00    | NET CHARGE FOR SERVICES           | -129.10 |
| AVG POSITIVE COLLECTED BALANCE | 5,000.00    | ***SERVICE CHARGE AMOUNT          | 129.10  |
| LESS RESERVE REQUIRED @        | .00         |                                   |         |
| AVERAGE AVAILABLE BALANCE      | 5,000.00    |                                   |         |
| LESS BALANCE REQUIRED          | -614,698.45 |                                   |         |
| NET AVAILABLE BALANCE          | -609,698.45 |                                   |         |
| TOTAL DEFICIT BALANCE          | -609,698.45 |                                   |         |

**Service Charge Detail**

**Public Fund Analyzed Checking Account:** 01892413134

| Service Code                     | AFP Code | Service Description            | Volume | Unit Price | Charge for Service |
|----------------------------------|----------|--------------------------------|--------|------------|--------------------|
| <b>GENERAL ACCOUNT SERVICES</b>  |          |                                |        |            |                    |
| 0021                             | 010000   | MONTHLY SERVICE FEE            | 1      | 12.0000    | 12.00              |
| 0104                             | 010307   | PAPERLESS STATEMENT            | 1      | .0000      | .00                |
| <b>ACCOUNT ANALYSIS</b>          |          |                                |        |            |                    |
| 3004                             | 300100   | ANALYSIS STATEMENT VIA EDI     | 1      | 15.0000    | 15.00              |
| <b>BUSINESS SECURITY SUITE</b>   |          |                                |        |            |                    |
| 0183                             | 251053   | ACH POS PAY-ALERTS             | 393    | .0000      | .00                |
| 1490                             | 251050   | ACH POS PAY ONLY ACCT          | 1      | 15.0000    | 15.00              |
| <b>BUSINESS ONLINE-BOL</b>       |          |                                |        |            |                    |
| 3722                             | 4000ZZ   | BOL ACCOUNT MAINT-BASIC        | 1      | .0000      | .00                |
| 3742                             | 400272   | BOL PREVIOUS DAY ITEMS-BASIC   | 19     | .0000      | .00                |
| <b>INFORMATION REPORTING</b>     |          |                                |        |            |                    |
| 4005                             | 40001Z   | INFO RPT-TRANS - MONTHLY MAINT | 1      | 15.0000    | 15.00              |
| 4006                             | 400230   | INFO RPT-TRANS - PREV DAY SUMM | 209    | .3500      | 73.15              |
| <b>TOTAL CHARGE FOR SERVICES</b> |          |                                |        |            | <b>130.15</b>      |



# STATE BOARD OF DEPOSIT STATE OF OHIO

**Members:**

Josh Mandel, Chairman  
Treasurer of State  
Mike DeWine  
Attorney General  
Dave Yost  
Auditor of State

## CERTIFICATION OF THE EXPENSES OF THE STATE BOARD OF DEPOSIT

In accordance with Chapter 135.02 of the Ohio Revised Code, the undersigned, Chairman and Secretary of the State Board of Deposit of the State of Ohio, hereby certifies that the necessary expenses of the Board, which represent Huntington banking fees [ODNR-Wildlife Habitat Fund] for January 2016, are \$142.65.

*Josh Mandel*

CHAIRMAN

*Stacy Cumberlander*

SECRETARY

*March 4, 2016*

DATE

Board of Deposit Fees: Huntington National Bank

January 2016

ODNR Wildlife Habitat Fund (3105)

| Service Code | Bank Code | Description                    | Total Units | BSA Price | Expected Total  | Bank Total      | Variance      |
|--------------|-----------|--------------------------------|-------------|-----------|-----------------|-----------------|---------------|
| 01 00 00     | 21        | MONTHLY SERVICE FEEUF          | 1           | \$12.00   | \$12.00         | \$12.00         | \$0.00        |
| 01 03 07     | 104       | PAPERLESS STATEMENT            | 1           | \$0.00    | \$0.00          | \$0.00          | \$0.00        |
| 25 10 50     | 1490      | ACH POS PAY ONLY ACCT          | 1           | \$15.00   | \$15.00         | \$15.00         | \$0.00        |
| 25 10 53     | 183       | ACH POS PAY-ALERTS             | 393         | \$0.00    | \$0.00          | \$0.00          | \$0.00        |
| 30 01 00     | 3004      | ANALYSIS STATEMENT VIA EDI     | 1           | \$15.00   | \$15.00         | \$15.00         | \$0.00        |
| 35 01 04     | 2301      | WIRE-ONLINE DOMESTIC FREEFORM  | 1           | \$8.50    | \$8.50          | \$8.50          | \$0.00        |
| 35 03 20     | 3580      | WIRE-INCOMING INTERNAL         | 1           | \$3.50    | \$3.50          | \$3.50          | \$0.00        |
| 40 00 1Z     | 4005      | INFO RPT-TRANS - MONTHLY MAINT | 1           | \$15.00   | \$15.00         | \$15.00         | \$0.00        |
| 40 00 ZZ     | 3722      | BOL ACCOUNT MAINT-BASIC        | 1           | \$0.00    | \$0.00          | \$0.00          | \$0.00        |
| 40 02 30     | 4006      | INFO RPT-TRANS - PREV DAY SUMM | 209         | \$0.35    | \$73.15         | \$73.15         | \$0.00        |
| 40 02 31     | 4007      | INFO RPT-TRANS - PREV DAY DETL | 2           | \$0.25    | \$0.50          | \$0.50          | \$0.00        |
| 40 02 72     | 3742      | BOL PREVIOUS DAY ITEMS-BASIC   | 21          | \$0.00    | \$0.00          | \$0.00          | \$0.00        |
| 40 02 75     | 3746      | BOL CURRENT DAY ITEMS-BASIC    | 2           | \$0.00    | \$0.00          | \$0.00          | \$0.00        |
| <b>Total</b> |           |                                |             |           | <b>\$142.65</b> | <b>\$142.65</b> | <b>\$0.00</b> |

Service Fee Total \$142.65

Earnings Credit Allowance \$0.00

\$142.65 KP

THE HUNTINGTON NATIONAL BANK  
 PO BOX 1558 EA2W20  
 COLUMBUS OH 43216-1558



TREAS-ST OH DEPT NATURAL RESOURCES  
 WILDLIFE HABITAT  
 30 E. BROAD STREET 10TH FLOOR  
 COLUMBUS OH 43215-3414

Invoice

Direct Inquiries to your account officer or to  
 Huntington Business Direct (1-800-480-2001)

Account Analysis Statement

Group: 801892413105

Analysis Period From 01/01/2016  
 To 01/31/2016  
 Statement Date 02/08/2016

Account Summary Section

Group Account: 801892413105

| Balance Analysis               |             | Service Charge Analysis   |         |
|--------------------------------|-------------|---------------------------|---------|
| AVERAGE BALANCE                | .00         | EARNINGS CREDIT ALLOWANCE | .00     |
| LESS AVERAGE FLOAT             | .00         | TOTAL CHARGE FOR SERVICES | -142.65 |
| AVERAGE COLLECTED BALANCE      | .00         | NET CHARGE FOR SERVICES   | -142.65 |
| AVG POSITIVE COLLECTED BALANCE | .00         | ***SERVICE CHARGE AMOUNT  | 142.65  |
| LESS RESERVE REQUIRED          | .00         |                           |         |
| AVERAGE AVAILABLE BALANCE      | .00         |                           |         |
| LESS BALANCE REQUIRED          | -673,735.95 |                           |         |
| NET AVAILABLE BALANCE          | -673,735.95 |                           |         |
| TOTAL DEFICIT BALANCE          | -673,735.95 |                           |         |

Service Charge Detail

Group Account: 801892413105

| Service Code                    | AFP Code | Service Description           | Volume | Unit Price | Charge for Service |
|---------------------------------|----------|-------------------------------|--------|------------|--------------------|
| <b>GENERAL ACCOUNT SERVICES</b> |          |                               |        |            |                    |
| 0021                            | 010000   | MONTHLY SERVICE FEE           | 1      | 12.0000    | 12.00              |
| 0104                            | 010307   | PAPERLESS STATEMENT           | 1      | .0000      | .00                |
| <b>ACCOUNT ANALYSIS</b>         |          |                               |        |            |                    |
| 3004                            | 300100   | ANALYSIS STATEMENT VIA EDI    | 1      | 15.0000    | 15.00              |
| <b>BUSINESS SECURITY SUITE</b>  |          |                               |        |            |                    |
| 0183                            | 251053   | ACH POS PAY-ALERTS            | 393    | .0000      | .00                |
| 1490                            | 251050   | ACH POS PAY ONLY ACCT         | 1      | 15.0000    | 15.00              |
| <b>BUSINESS ONLINE-BOL</b>      |          |                               |        |            |                    |
| 3722                            | 4000ZZ   | BOL ACCOUNT MAINT-BASIC       | 1      | .0000      | .00                |
| 3742                            | 400272   | BOL PREVIOUS DAY ITEMS-BASIC  | 21     | .0000      | .00                |
| 3746                            | 400275   | BOL CURRENT DAY ITEMS-BASIC   | 2      | .0000      | .00                |
| <b>WIRE TRANSFER</b>            |          |                               |        |            |                    |
| 2301                            | 350104   | WIRE-ONLINE DOMESTIC FREEFORM | 1      | 8.5000     | 8.50               |
| 3580                            | 350320   | WIRE-INCOMING INTERNAL        | 1      | 3.5000     | 3.50               |

Service Charge Detail

Group Account: 801892413105

| Service Code              | AFP Code | Service Description            | Volume | Unit Price | Charge for Service |
|---------------------------|----------|--------------------------------|--------|------------|--------------------|
| INFORMATION REPORTING     |          |                                |        |            |                    |
| 4005                      | 40001Z   | INFO RPT-TRANS - MONTHLY MAINT | 1      | 15.0000    | 15.00              |
| 4006                      | 400230   | INFO RPT-TRANS - PREV DAY SUMM | 209    | .3500      | 73.15              |
| 4007                      | 400231   | INFO RPT-TRANS - PREV DAY DETL | 2      | .2500      | .50                |
| TOTAL CHARGE FOR SERVICES |          |                                |        |            | 142.65             |

THE HUNTINGTON NATIONAL BANK  
PO BOX 1558 EA2W20  
COLUMBUS OH 43216-1558



TREAS-ST OH DEPT NATURAL RESOURCES  
WILDLIFE HABITAT  
30 E. BROAD STREET 10TH FLOOR  
COLUMBUS OH 43215-3414

Invoice

Direct Inquiries to your account officer or to  
Huntington Business Direct (1-800-480-2001)

**Account Analysis Statement**

**Group:** 801892413105

**Account:** 01892413105

Analysis Period From 01/01/2016  
To 01/31/2016  
Statement Date 02/08/2016  
Invoice Due Date\* 03/01/2016

\* Please remit the Total Amount Due of 414.50 before this date

**Invoice Details**

**Group:** 801892413105

|                                       |         |
|---------------------------------------|---------|
| Description                           |         |
| Previous Balance                      | 422.20  |
| Payments Received                     |         |
| 01/19/2016 Invoice # 8900000000036236 | 150.35  |
| Grand Total Payments Received         | 150.35- |
| Account Summary of Charges            |         |
| Previous Invoice Balance              | 271.85  |
| Total Past Due                        | 271.85  |
| Current Service Charges               | 142.65  |
| Total Amount Due                      | 414.50  |

Statement Period 01/01/2016 to 01/31/2016 Page 3 of 5

(please fold and tear here to remit this portion with your payment)

TREAS-ST OH DEPT NATURAL RESOURCES  
WILDLIFE HABITAT  
30 E. BROAD STREET 10TH FLOOR  
COLUMBUS OH 43215-3414

Group #: 801892413105

Invoice Date: 01/31/2016

Invoice #: 008900000000037355

Payment Due on 03/01/2016

Amount Due 414.50

Amount Enclosed:

\$

Checks and money orders should be made payable to Huntington National Bank

THE HUNTINGTON NATIONAL BANK  
 PO BOX 1558 EA2W20  
 COLUMBUS OH 43216-1558



TREAS-ST OH DEPT NATURAL RESOURCES  
 ODNR WILDLIFE HABITAT FUND  
 30 E. BROAD STREET 10TH FLOOR  
 COLUMBUS OH 43215-3414

Invoice

Direct Inquiries to your account officer or to  
 Huntington Business Direct (1-800-480-2001)

Account Analysis Statement

Group: 801892413105

Account: 01892413105

Analysis Period From 01/01/2016  
 To 01/31/2016  
 Statement Date 02/08/2016

Account Summary Section

Public Fund Analyzed Checking Account: 01892413105

| Balance Analysis               |             | Service Charge Analysis           |         |
|--------------------------------|-------------|-----------------------------------|---------|
| AVERAGE BALANCE                | .00         | EARNINGS CREDIT ALLOWANCE 0.250 % | .00     |
| LESS AVERAGE FLOAT             | .00         | TOTAL CHARGE FOR SERVICES         | -142.65 |
| AVERAGE COLLECTED BALANCE      | .00         | NET CHARGE FOR SERVICES           | -142.65 |
| AVG POSITIVE COLLECTED BALANCE | .00         | ***SERVICE CHARGE AMOUNT          | 142.65  |
| LESS RESERVE REQUIRED @        | .00         |                                   |         |
| AVERAGE AVAILABLE BALANCE      | .00         |                                   |         |
| LESS BALANCE REQUIRED          | -673,735.95 |                                   |         |
| NET AVAILABLE BALANCE          | -673,735.95 |                                   |         |
| TOTAL DEFICIT BALANCE          | -673,735.95 |                                   |         |

Service Charge Detail

Public Fund Analyzed Checking Account: 01892413105

| Service Code             | AFP Code | Service Description           | Volume | Unit Price | Charge for Service |
|--------------------------|----------|-------------------------------|--------|------------|--------------------|
| GENERAL ACCOUNT SERVICES |          |                               |        |            |                    |
| 0021                     | 010000   | MONTHLY SERVICE FEE           | 1      | 12.0000    | 12.00              |
| 0104                     | 010307   | PAPERLESS STATEMENT           | 1      | .0000      | .00                |
| ACCOUNT ANALYSIS         |          |                               |        |            |                    |
| 3004                     | 300100   | ANALYSIS STATEMENT VIA EDI    | 1      | 15.0000    | 15.00              |
| BUSINESS SECURITY SUITE  |          |                               |        |            |                    |
| 0183                     | 251053   | ACH POS PAY-ALERTS            | 393    | .0000      | .00                |
| 1490                     | 251050   | ACH POS PAY ONLY ACCT         | 1      | 15.0000    | 15.00              |
| BUSINESS ONLINE-BOL      |          |                               |        |            |                    |
| 3722                     | 4000ZZ   | BOL ACCOUNT MAINT-BASIC       | 1      | .0000      | .00                |
| 3742                     | 400272   | BOL PREVIOUS DAY ITEMS-BASIC  | 21     | .0000      | .00                |
| 3746                     | 400275   | BOL CURRENT DAY ITEMS-BASIC   | 2      | .0000      | .00                |
| WIRE TRANSFER            |          |                               |        |            |                    |
| 2301                     | 350104   | WIRE-ONLINE DOMESTIC FREEFORM | 1      | 8.5000     | 8.50               |
| 3580                     | 350320   | WIRE-INCOMING INTERNAL        | 1      | 3.5000     | 3.50               |



Service Charge Detail

Public Fund Analyzed Checking Account: 01892413105

| Service Code              | AFP Code | Service Description            | Volume | Unit Price | Charge for Service |
|---------------------------|----------|--------------------------------|--------|------------|--------------------|
| INFORMATION REPORTING     |          |                                |        |            |                    |
| 4005                      | 40001Z   | INFO RPT-TRANS - MONTHLY MAINT | 1      | 15.0000    | 15.00              |
| 4006                      | 400230   | INFO RPT-TRANS - PREV DAY SUMM | 209    | .3500      | 73.15              |
| 4007                      | 400231   | INFO RPT-TRANS - PREV DAY DETL | 2      | .2500      | .50                |
| TOTAL CHARGE FOR SERVICES |          |                                |        |            | 142.65             |



# STATE BOARD OF DEPOSIT STATE OF OHIO

**Members:**  
Josh Mandel, Chairman  
Treasurer of State  
Mike DeWine  
Attorney General  
Dave Yost  
Auditor of State

## CERTIFICATION OF THE EXPENSES OF THE STATE BOARD OF DEPOSIT

In accordance with Chapter 135.02 of the Ohio Revised Code, the undersigned, Chairman and Secretary of the State Board of Deposit of the State of Ohio, hereby certifies that the necessary expenses of the Board, which represent Huntington Bank banking fees for January 2016, are \$3,114.26.

*Josh Mandel*

CHAIRMAN

*Stacey Cumberland*

SECRETARY

*March 4, 2016*

DATE

Board of Deposit: Huntington National Bank  
January 2016

State of Ohio - Lockbox Processing (7065)

| Service Code | Bank Code | Description                    | Total Units | BSA Price | Expected Total | Bank Total | Variance |
|--------------|-----------|--------------------------------|-------------|-----------|----------------|------------|----------|
| 01 00 00     | 21        | MONTHLY SERVICE FEEUF          | 1           | \$12.00   | \$12.00        | \$12.00    | \$0.00   |
| 01 03 07     | 104       | PAPERLESS STATEMENT            | 1           | \$0.00    | \$0.00         | \$0.00     | \$0.00   |
| 05 00 00     | 301       | WLBX MONTHLY MAINTENANCE       | 4           | \$90.00   | \$360.00       | \$360.00   | \$0.00   |
| 05 01 00     | 315       | WLBX PAYMENT PROCESSED         | 1343        | \$0.30    | \$402.90       | \$402.90   | \$0.00   |
| 05 01 05     | 393       | LBX FOREIGN ITEM HANDLING      | 1           | \$0.50    | \$0.50         | \$0.50     | \$0.00   |
| 05 01 1M     | 319       | WLBX NON-PROCESSABLE           | 12          | \$0.50    | \$6.00         | \$6.00     | \$0.00   |
| 05 01 1R     | 322       | WLBX IMAGE CAPTURE             | 5288        | \$0.05    | \$264.40       | \$264.40   | \$0.00   |
| 05 01 22     | 310       | WLBX DATA CAPTURE-OCR/MICR     | 1343        | \$0.02    | \$26.86        | \$26.86    | \$0.00   |
| 05 01 3H     | 388       | LBX NON-PROCESSABLE MAIL RTRN  | 4           | \$5.00    | \$20.00        | \$20.00    | \$0.00   |
| 05 03 00     | 499       | LBX DEPOSITS PROCESSED         | 126         | \$0.40    | \$50.40        | \$50.40    | \$0.00   |
| 05 04 00     | 373       | LBX DATA FILE MAINT            | 4           | \$150.00  | \$600.00       | \$600.00   | \$0.00   |
| 05 04 00     | 375       | LBX IMAGE FILE MAINT           | 4           | \$150.00  | \$600.00       | \$600.00   | \$0.00   |
| 05 04 01     | 374       | LBX DATA FILE PER PAYMENT      | 962         | \$0.05    | \$48.10        | \$48.10    | \$0.00   |
| 05 04 24     | 370       | LBX ONLINE VIEWING MAINT       | 4           | \$35.00   | \$140.00       | \$140.00   | \$0.00   |
| 05 04 25     | 376       | LBX IMAGE FILE PER IMAGE       | 5288        | \$0.05    | \$264.40       | \$264.40   | \$0.00   |
| 05 04 28     | 371       | LBX ONLINE VIEWING PER IMAGE   | 5288        | \$0.05    | \$264.40       | \$264.40   | \$0.00   |
| 10 02 2Z     | 500       | LBX DEPOSITED ITEMS            | 1342        | \$0.20    | \$268.40       | \$268.40   | \$0.00   |
| 10 04 00     | 1141      | SPEC RETURNS ITEM PROCESSED    | 2           | \$2.50    | \$5.00         | \$5.00     | \$0.00   |
| 10 13 02     | 3201      | RD-MONTHLY MAINT               | 1           | \$60.00   | \$60.00        | \$60.00    | \$0.00   |
| 10 13 02     | 3206      | RD-MONTHLY MAINT LOCKBOX-HNB   | 4           | \$35.00   | \$140.00       | \$140.00   | \$0.00   |
| 25 02 00     | 2551      | ACH RECEIVED-DEBIT             | 64          | \$0.20    | \$12.80        | \$12.80    | \$0.00   |
| 30 01 00     | 3004      | ANALYSIS STATEMENT VIA EDI     | 1           | \$15.00   | \$15.00        | \$15.00    | \$0.00   |
| 40 00 1Z     | 3730      | BOL EXPORT MAINT-BASIC         | 1           | \$20.00   | \$20.00        | \$20.00    | \$0.00   |
| 40 00 1Z     | 4005      | INFO RPT-TRANS - MONTHLY MAINT | 1           | \$15.00   | \$15.00        | \$15.00    | \$0.00   |
| 40 00 ZZ     | 3722      | BOL ACCOUNT MAINT-BASIC        | 1           | \$0.00    | \$0.00         | \$0.00     | \$0.00   |
| 40 02 30     | 4006      | INFO RPT-TRANS - PREV DAY SUMM | 209         | \$0.35    | \$73.15        | \$73.15    | \$0.00   |

Board of Deposit: Huntington National Bank

January 2016

|              |      |                                |     |        |                   |                   |               |
|--------------|------|--------------------------------|-----|--------|-------------------|-------------------|---------------|
| 40 02 31     | 4007 | INFO RPT-TRANS - PREV DAY DETL | 192 | \$0.25 | \$48.00           | \$48.00           | \$0.00        |
| 40 02 72     | 3742 | BOL PREVIOUS DAY ITEMS-BASIC   | 211 | \$0.00 | \$0.00            | \$0.00            | \$0.00        |
| 40 02 75     | 3746 | BOL CURRENT DAY ITEMS-BASIC    | 88  | \$0.00 | \$0.00            | \$0.00            | \$0.00        |
| <b>Total</b> |      |                                |     |        | <b>\$3,717.31</b> | <b>\$3,717.31</b> | <b>\$0.00</b> |

Service Fee Total \$3,717.31

Earnings Credit Allowance \$603.05

\$3,114.26 KP

THE HUNTINGTON NATIONAL BANK  
 PO BOX 1558 EA2W20  
 COLUMBUS OH 43216-1558



TREAS-ST OH LOCKBOX PROCESSING  
 30 E BROAD ST FL 10  
 COLUMBUS OH 43215-3414

Invoice

Direct Inquiries to your account officer or to  
 Huntington Business Direct (1-800-480-2001)

Account Analysis Statement

Group: 801892977065

Analysis Period From 01/01/2016  
 To 01/31/2016  
 Statement Date 02/08/2016

Account Summary Section

Group Account: 801892977065

| Balance Analysis               |                | Service Charge Analysis   |           |
|--------------------------------|----------------|---------------------------|-----------|
| AVERAGE BALANCE                | 4,006,656.48   | EARNINGS CREDIT ALLOWANCE | 603.05    |
| LESS AVERAGE FLOAT             | -1,158,657.23  | TOTAL CHARGE FOR SERVICES | -3,717.31 |
| AVERAGE COLLECTED BALANCE      | 2,847,999.25   | NET CHARGE FOR SERVICES   | -3,114.26 |
| AVG POSITIVE COLLECTED BALANCE | 2,847,999.25   | ***SERVICE CHARGE AMOUNT  | 3,114.26  |
| LESS RESERVE REQUIRED          | .00            |                           |           |
| AVERAGE AVAILABLE BALANCE      | 2,847,999.25   |                           |           |
| LESS BALANCE REQUIRED          | -17,556,855.13 |                           |           |
| NET AVAILABLE BALANCE          | -14,708,855.88 |                           |           |
| TOTAL DEFICIT BALANCE          | -14,708,855.88 |                           |           |

Service Charge Detail

Group Account: 801892977065

| Service Code                    | AFP Code | Service Description          | Volume | Unit Price | Charge for Service |
|---------------------------------|----------|------------------------------|--------|------------|--------------------|
| <b>GENERAL ACCOUNT SERVICES</b> |          |                              |        |            |                    |
| 0021                            | 010000   | MONTHLY SERVICE FEE          | 1      | 12.0000    | 12.00              |
| 0104                            | 010307   | PAPERLESS STATEMENT          | 1      | .0000      | .00                |
| 2551                            | 250200   | ACH RECEIVED-DEBIT           | 64     | .2000      | 12.80              |
| <b>ACCOUNT ANALYSIS</b>         |          |                              |        |            |                    |
| 3004                            | 300100   | ANALYSIS STATEMENT VIA EDI   | 1      | 15.0000    | 15.00              |
| <b>LOCKBOX</b>                  |          |                              |        |            |                    |
| 0301                            | 050000   | WLBX MONTHLY MAINTENANCE     | 4      | 90.0000    | 360.00             |
| 0310                            | 050122   | WLBX DATA CAPTURE-OCR/MICR   | 1,343  | .0200      | 26.86              |
| 0315                            | 050100   | WLBX PAYMENT PROCESSED       | 1,343  | .3000      | 402.90             |
| 0319                            | 05011M   | WLBX NON-PROCESSABLE         | 12     | .5000      | 6.00               |
| 0322                            | 05011R   | WLBX IMAGE CAPTURE           | 5,288  | .0500      | 264.40             |
| 0370                            | 050424   | LBX ONLINE VIEWING MAINT     | 4      | 35.0000    | 140.00             |
| 0371                            | 050428   | LBX ONLINE VIEWING PER IMAGE | 5,288  | .0500      | 264.40             |
| 0373                            | 050400   | LBX DATA FILE MAINT          | 4      | 150.0000   | 600.00             |
| 0374                            | 050401   | LBX DATA FILE PER PAYMENT    | 962    | .0500      | 48.10              |
| 0375                            | 050400   | LBX IMAGE FILE MAINT         | 4      | 150.0000   | 600.00             |
| 0376                            | 050425   | LBX IMAGE FILE PER IMAGE     | 5,288  | .0500      | 264.40             |

Service Charge Detail

Group Account: 801892977065

| Service Code              | AFP Code | Service Description            | Volume | Unit Price | Charge for Service |
|---------------------------|----------|--------------------------------|--------|------------|--------------------|
| 0388                      | 05013H   | LBX NON-PROCESSABLE MAIL RTRN  | 4      | 5.0000     | 20.00              |
| 0393                      | 050105   | LBX FOREIGN ITEM HANDLING      | 1      | .5000      | .50                |
| 0499                      | 050300   | LBX DEPOSITS PROCESSED         | 126    | .4000      | 50.40              |
| 0500                      | 10022Z   | LBX DEPOSITED ITEMS            | 1,342  | .2000      | 268.40             |
| BUSINESS ONLINE-BOL       |          |                                |        |            |                    |
| 3722                      | 4000ZZ   | BOL ACCOUNT MAINT-BASIC        | 1      | .0000      | .00                |
| 3730                      | 40001Z   | BOL EXPORT MAINT-BASIC         | 1      | 20.0000    | 20.00              |
| 3742                      | 400272   | BOL PREVIOUS DAY ITEMS-BASIC   | 211    | .0000      | .00                |
| 3746                      | 400275   | BOL CURRENT DAY ITEMS-BASIC    | 88     | .0000      | .00                |
| CENTRALIZED RETURNS       |          |                                |        |            |                    |
| 1141                      | 100400   | SPEC RETURNS ITEM PROCESSED    | 2      | 2.5000     | 5.00               |
| REMOTE DEPOSIT-RD         |          |                                |        |            |                    |
| 3201                      | 101302   | RD-MONTHLY MAINT               | 1      | 60.0000    | 60.00              |
| 3206                      | 101302   | RD-MONTHLY MAINT LOCKBOX-HNB   | 4      | 35.0000    | 140.00             |
| INFORMATION REPORTING     |          |                                |        |            |                    |
| 4005                      | 40001Z   | INFO RPT-TRANS - MONTHLY MAINT | 1      | 15.0000    | 15.00              |
| 4006                      | 400230   | INFO RPT-TRANS - PREV DAY SUMM | 209    | .3500      | 73.15              |
| 4007                      | 400231   | INFO RPT-TRANS - PREV DAY DETL | 192    | .2500      | 48.00              |
| TOTAL CHARGE FOR SERVICES |          |                                |        |            | 3,717.31           |

THE HUNTINGTON NATIONAL BANK  
PO BOX 1558 EA2W20  
COLUMBUS OH 43216-1558



TREAS-ST OH LOCKBOX PROCESSING  
30 E BROAD ST FL 10  
COLUMBUS OH 43215-3414

Invoice

Direct Inquiries to your account officer or to  
Huntington Business Direct (1-800-480-2001)

**Account Analysis Statement**

**Group:** 801892977065

**Account:** 01892977065

Analysis Period From 01/01/2016  
To 01/31/2016  
Statement Date 02/08/2016  
Invoice Due Date\* 03/01/2016

\* Please remit the Total Amount Due of 9,993.73 before this date

**Invoice Details**

**Group:** 801892977065

|                                       |          |           |
|---------------------------------------|----------|-----------|
| Description                           |          |           |
| Previous Balance                      |          | 10,876.76 |
| Payments Received                     |          |           |
| 01/19/2016 Invoice # 8900000000036355 | 3,997.29 |           |
| Grand Total Payments Received         |          | 3,997.29- |
| Account Summary of Charges            |          |           |
| Previous Invoice Balance              |          | 6,879.47  |
| Total Past Due                        |          | 6,879.47  |
| Current Service Charges               |          | 3,114.26  |
| Total Amount Due                      |          | 9,993.73  |

Statement Period 01/01/2016 to 01/31/2016 Page 3 of 5

(please fold and tear here to remit this portion with your payment)

TREAS-ST OH LOCKBOX PROCESSING  
30 E BROAD ST FL 10  
COLUMBUS OH 43215-3414

Group #:801892977065

Invoice Date: 01/31/2016

Invoice #: 008900000000037473

THE HUNTINGTON NATIONAL BANK  
DEPT. L-2043  
COLUMBUS OHIO 43260

Payment Due on 03/01/2016

Amount Due 9,993.73

Amount Enclosed:

\$

Checks and money orders should be made payable to Huntington National Bank

THE HUNTINGTON NATIONAL BANK  
 PO BOX 1558 EA2W20  
 COLUMBUS OH 43216-1558



TREAS-ST OH LOCKBOX PROCESSING  
 30 E BROAD ST FL 10  
 COLUMBUS OH 43215-3414

Invoice

Direct Inquiries to your account officer or to  
 Huntington Business Direct (1-800-480-2001)

Account Analysis Statement

Group: 801892977065

Account: 01892977065

Analysis Period From 01/01/2016  
 To 01/31/2016

Statement Date 02/08/2016

Account Summary Section

Public Fund Analyzed Checking Account: 01892977065

| Balance Analysis               |                | Service Charge Analysis           |           |
|--------------------------------|----------------|-----------------------------------|-----------|
| AVERAGE BALANCE                | 4,006,656.48   | EARNINGS CREDIT ALLOWANCE 0.250 % | 603.05    |
| LESS AVERAGE FLOAT             | -1,158,657.23  | TOTAL CHARGE FOR SERVICES         | -3,717.31 |
| AVERAGE COLLECTED BALANCE      | 2,847,999.25   | NET CHARGE FOR SERVICES           | -3,114.26 |
| AVG POSITIVE COLLECTED BALANCE | 2,847,999.25   | ***SERVICE CHARGE AMOUNT          | 3,114.26  |
| LESS RESERVE REQUIRED @        | .00            |                                   |           |
| AVERAGE AVAILABLE BALANCE      | 2,847,999.25   |                                   |           |
| LESS BALANCE REQUIRED          | -17,556,855.13 |                                   |           |
| NET AVAILABLE BALANCE          | -14,708,855.88 |                                   |           |
| TOTAL DEFICIT BALANCE          | -14,708,855.88 |                                   |           |

Service Charge Detail

Public Fund Analyzed Checking Account: 01892977065


| Service Code             | AFP Code | Service Description           | Volume | Unit Price | Charge for Service |
|--------------------------|----------|-------------------------------|--------|------------|--------------------|
| GENERAL ACCOUNT SERVICES |          |                               |        |            |                    |
| 0021                     | 010000   | MONTHLY SERVICE FEE           | 1      | 12.0000    | 12.00              |
| 0104                     | 010307   | PAPERLESS STATEMENT           | 1      | .0000      | .00                |
| 2551                     | 250200   | ACH RECEIVED-DEBIT            | 64     | .2000      | 12.80              |
| ACCOUNT ANALYSIS         |          |                               |        |            |                    |
| 3004                     | 300100   | ANALYSIS STATEMENT VIA EDI    | 1      | 15.0000    | 15.00              |
| LOCKBOX                  |          |                               |        |            |                    |
| 0301                     | 050000   | WLBX MONTHLY MAINTENANCE      | 4      | 90.0000    | 360.00             |
| 0310                     | 050122   | WLBX DATA CAPTURE-OCR/MICR    | 1,343  | .0200      | 26.86              |
| 0315                     | 050100   | WLBX PAYMENT PROCESSED        | 1,343  | .3000      | 402.90             |
| 0319                     | 05011M   | WLBX NON-PROCESSABLE          | 12     | .5000      | 6.00               |
| 0322                     | 05011R   | WLBX IMAGE CAPTURE            | 5,288  | .0500      | 264.40             |
| 0370                     | 050424   | LBX ONLINE VIEWING MAINT      | 4      | 35.0000    | 140.00             |
| 0371                     | 050428   | LBX ONLINE VIEWING PER IMAGE  | 5,288  | .0500      | 264.40             |
| 0373                     | 050400   | LBX DATA FILE MAINT           | 4      | 150.0000   | 600.00             |
| 0374                     | 050401   | LBX DATA FILE PER PAYMENT     | 962    | .0500      | 48.10              |
| 0375                     | 050400   | LBX IMAGE FILE MAINT          | 4      | 150.0000   | 600.00             |
| 0376                     | 050425   | LBX IMAGE FILE PER IMAGE      | 5,288  | .0500      | 264.40             |
| 0388                     | 05013H   | LBX NON-PROCESSABLE MAIL RTRN | 4      | 5.0000     | 20.00              |



Service Charge Detail

Public Fund Analyzed Checking Account: 01892977065

| Service Code                     | AFP Code | Service Description            | Volume | Unit Price | Charge for Service |
|----------------------------------|----------|--------------------------------|--------|------------|--------------------|
| 0393                             | 050105   | LBX FOREIGN ITEM HANDLING      | 1      | .5000      | .50                |
| 0499                             | 050300   | LBX DEPOSITS PROCESSED         | 126    | .4000      | 50.40              |
| 0500                             | 10022Z   | LBX DEPOSITED ITEMS            | 1,342  | .2000      | 268.40             |
| <b>BUSINESS ONLINE-BOL</b>       |          |                                |        |            |                    |
| 3722                             | 4000ZZ   | BOL ACCOUNT MAINT-BASIC        | 1      | .0000      | .00                |
| 3730                             | 40001Z   | BOL EXPORT MAINT-BASIC         | 1      | 20.0000    | 20.00              |
| 3742                             | 400272   | BOL PREVIOUS DAY ITEMS-BASIC   | 211    | .0000      | .00                |
| 3746                             | 400275   | BOL CURRENT DAY ITEMS-BASIC    | 88     | .0000      | .00                |
| <b>CENTRALIZED RETURNS</b>       |          |                                |        |            |                    |
| 1141                             | 100400   | SPEC RETURNS ITEM PROCESSED    | 2      | 2.5000     | 5.00               |
| <b>REMOTE DEPOSIT-RD</b>         |          |                                |        |            |                    |
| 3201                             | 101302   | RD-MONTHLY MAINT               | 1      | 60.0000    | 60.00              |
| 3206                             | 101302   | RD-MONTHLY MAINT LOCKBOX-HNB   | 4      | 35.0000    | 140.00             |
| <b>INFORMATION REPORTING</b>     |          |                                |        |            |                    |
| 4005                             | 40001Z   | INFO RPT-TRANS - MONTHLY MAINT | 1      | 15.0000    | 15.00              |
| 4006                             | 400230   | INFO RPT-TRANS - PREV DAY SUMM | 209    | .3500      | 73.15              |
| 4007                             | 400231   | INFO RPT-TRANS - PREV DAY DETL | 192    | .2500      | 48.00              |
| <b>TOTAL CHARGE FOR SERVICES</b> |          |                                |        |            | <b>3,717.31</b>    |



# STATE BOARD OF DEPOSIT STATE OF OHIO

**Members:**  
Josh Mandel, Chairman  
Treasurer of State  
Mike DeWine  
Attorney General  
Dave Yost  
Auditor of State

## CERTIFICATION OF THE EXPENSES OF THE STATE BOARD OF DEPOSIT

In accordance with Chapter 135.02 of the Ohio Revised Code, the undersigned, Chairman and Secretary of the State Board of Deposit of the State of Ohio, hereby certifies that the necessary expenses of the Board, which represent Huntington banking fees [Torrens Law Assurance Fund] for January 2016, are \$124.59.

*Josh Mandel*

CHAIRMAN

*Stacey Cumberland*

SECRETARY

*March 4, 2016*

DATE

Board of Deposit Fees: Huntington National Bank

January 2016

Torrrens Law Assurance Fund (5590)

| Service Code | Bank Code | Description                    | Total Units | BSA Price    | Expected Total  | Bank Total      | Variance      |
|--------------|-----------|--------------------------------|-------------|--------------|-----------------|-----------------|---------------|
| 01 00 00     | 21        | MONTHLY SERVICE FEEUF          | 1           | \$12.00      | \$12.00         | \$12.00         | \$0.00        |
| 01 03 07     | 104       | PAPERLESS STATEMENT            | 1           | \$0.00       | \$0.00          | \$0.00          | \$0.00        |
| 25 10 50     | 1490      | ACH POS PAY ONLY ACCT          | 1           | \$15.00      | \$15.00         | \$15.00         | \$0.00        |
| 25 10 53     | 183       | ACH POS PAY-ALERTS             | 393         | \$0.00       | \$0.00          | \$0.00          | \$0.00        |
| 30 01 00     | 3004      | ANALYSIS STATEMENT VIA EDI     | 1           | \$15.00      | \$15.00         | \$15.00         | \$0.00        |
| 40 00 1Z     | 4005      | INFO RPT-TRANS - MONTHLY MAINT | 1           | \$15.00      | \$15.00         | \$15.00         | \$0.00        |
| 40 00 ZZ     | 3722      | BOL ACCOUNT MAINT-BASIC        | 1           | \$0.00       | \$0.00          | \$0.00          | \$0.00        |
| 40 02 30     | 4006      | INFO RPT-TRANS - PREV DAY SUMM | 209         | \$0.35       | \$73.15         | \$73.15         | \$0.00        |
| 40 02 72     | 3742      | BOL PREVIOUS DAY ITEMS-BASIC   | 19          | \$0.00       | \$0.00          | \$0.00          | \$0.00        |
|              |           |                                |             | <b>Total</b> | <b>\$130.15</b> | <b>\$130.15</b> | <b>\$0.00</b> |

Service Fee Total \$130.15

Earnings Credit Allowance \$5.56

\$124.59

KP

THE HUNTINGTON NATIONAL BANK  
 PO BOX 1558 EA2W20  
 COLUMBUS OH 43216-1558



TREAS-ST OH TORRENS LAW ASSUR FUND  
 TLAF  
 30 E BROAD ST FL 10  
 COLUMBUS OH 43215-3414

Invoice

Direct Inquiries to your account officer or to  
 Huntington Business Direct (1-800-480-2001)

**Account Analysis Statement**

**Group:** 801891935590

Analysis Period From 01/01/2016  
 To 01/31/2016  
 Statement Date 02/08/2016

**Account Summary Section**

**Group Account:** 801891935590

| Balance Analysis               |             | Service Charge Analysis   |         |
|--------------------------------|-------------|---------------------------|---------|
| AVERAGE BALANCE                | 26,298.98   | EARNINGS CREDIT ALLOWANCE | 5.56    |
| LESS AVERAGE FLOAT             | .00         | TOTAL CHARGE FOR SERVICES | -130.15 |
| AVERAGE COLLECTED BALANCE      | 26,298.98   | NET CHARGE FOR SERVICES   | -124.59 |
| AVG POSITIVE COLLECTED BALANCE | 26,298.98   | ***SERVICE CHARGE AMOUNT  | 124.59  |
| LESS RESERVE REQUIRED          | .00         |                           |         |
| AVERAGE AVAILABLE BALANCE      | 26,298.98   |                           |         |
| LESS BALANCE REQUIRED          | -614,698.45 |                           |         |
| NET AVAILABLE BALANCE          | -588,399.47 |                           |         |
| TOTAL DEFICIT BALANCE          | -588,399.47 |                           |         |

**Service Charge Detail**

**Group Account:** 801891935590

| Service Code                     | AFP Code | Service Description            | Volume | Unit Price | Charge for Service |
|----------------------------------|----------|--------------------------------|--------|------------|--------------------|
| <b>GENERAL ACCOUNT SERVICES</b>  |          |                                |        |            |                    |
| 0021                             | 010000   | MONTHLY SERVICE FEE            | 1      | 12.0000    | 12.00              |
| 0104                             | 010307   | PAPERLESS STATEMENT            | 1      | .0000      | .00                |
| <b>ACCOUNT ANALYSIS</b>          |          |                                |        |            |                    |
| 3004                             | 300100   | ANALYSIS STATEMENT VIA EDI     | 1      | 15.0000    | 15.00              |
| <b>BUSINESS SECURITY SUITE</b>   |          |                                |        |            |                    |
| 0183                             | 251053   | ACH POS PAY-ALERTS             | 393    | .0000      | .00                |
| 1490                             | 251050   | ACH POS PAY ONLY ACCT          | 1      | 15.0000    | 15.00              |
| <b>BUSINESS ONLINE-BOL</b>       |          |                                |        |            |                    |
| 3722                             | 4000ZZ   | BOL ACCOUNT MAINT-BASIC        | 1      | .0000      | .00                |
| 3742                             | 400272   | BOL PREVIOUS DAY ITEMS-BASIC   | 19     | .0000      | .00                |
| <b>INFORMATION REPORTING</b>     |          |                                |        |            |                    |
| 4005                             | 40001Z   | INFO RPT-TRANS - MONTHLY MAINT | 1      | 15.0000    | 15.00              |
| 4006                             | 400230   | INFO RPT-TRANS - PREV DAY SUMM | 209    | .3500      | 73.15              |
| <b>TOTAL CHARGE FOR SERVICES</b> |          |                                |        |            | <b>130.15</b>      |

THE HUNTINGTON NATIONAL BANK  
PO BOX 1558 EA2W20  
COLUMBUS OH 43216-1558



TREAS-ST OH TORRENS LAW ASSSUR FUND  
TLAF  
30 E BROAD ST FL 10  
COLUMBUS OH 43215-3414

Invoice

Direct Inquiries to your account officer or to  
Huntington Business Direct (1-800-480-2001)

**Account Analysis Statement**

**Group:** 801891935590

**Account:** 01891935590

Analysis Period From 01/01/2016  
To 01/31/2016  
Statement Date 02/08/2016  
Invoice Due Date\* 03/01/2016

\* Please remit the Total Amount Due of 385.46 before this date

**Invoice Details**

**Group:** 801891935590

**Description**

Previous Balance 393.14

Payments Received  
01/19/2016 Invoice # 8900000000036152 132.27

Grand Total Payments Received 132.27-

Account Summary of Charges  
Previous Invoice Balance 260.87  
Total Past Due 260.87

Current Service Charges 124.59

Total Amount Due 385.46

Statement Period 01/01/2016 to 01/31/2016 Page 2 of 3

(please fold and tear here to remit this portion with your payment)

TREAS-ST OH TORRENS LAW ASSSUR FUND  
TLAF  
30 E BROAD ST FL 10  
COLUMBUS OH 43215-3414

Group #: 801891935590

Invoice Date: 01/31/2016

Invoice #: 008900000000037269

THE HUNTINGTON NATIONAL BANK  
DEPT. L-2043  
COLUMBUS OHIO 43260

Payment Due on 03/01/2016

Amount Due 385.46

Amount Enclosed:

\$

Checks and money orders should be made payable to Huntington National Bank

THE HUNTINGTON NATIONAL BANK  
 PO BOX 1558 EA2W20  
 COLUMBUS OH 43216-1558



TREAS-ST OH TORRENS LAW ASSSUR FUND  
 TORRENS LAW ASSURANCE FUND T  
 30 E BROAD ST FL 10  
 COLUMBUS OH 43215-3414

Invoice

Direct Inquiries to your account officer or to  
 Huntington Business Direct (1-800-480-2001)

Account Analysis Statement

Group: 801891935590

Account: 01891935590

Analysis Period From 01/01/2016  
 To 01/31/2016  
 Statement Date 02/08/2016

Account Summary Section

Public Fund Analyzed Checking Account: 01891935590

| Balance Analysis               |             | Service Charge Analysis           |         |
|--------------------------------|-------------|-----------------------------------|---------|
| AVERAGE BALANCE                | 26,298.98   | EARNINGS CREDIT ALLOWANCE 0.250 % | 5.56    |
| LESS AVERAGE FLOAT             | .00         | TOTAL CHARGE FOR SERVICES         | -130.15 |
| AVERAGE COLLECTED BALANCE      | 26,298.98   | NET CHARGE FOR SERVICES           | -124.59 |
| AVG POSITIVE COLLECTED BALANCE | 26,298.98   | ***SERVICE CHARGE AMOUNT          | 124.59  |
| LESS RESERVE REQUIRED @        | .00         |                                   |         |
| AVERAGE AVAILABLE BALANCE      | 26,298.98   |                                   |         |
| LESS BALANCE REQUIRED          | -614,698.45 |                                   |         |
| NET AVAILABLE BALANCE          | -588,399.47 |                                   |         |
| TOTAL DEFICIT BALANCE          | -588,399.47 |                                   |         |

Service Charge Detail

Public Fund Analyzed Checking Account: 01891935590

| Service Code              | AFP Code | Service Description            | Volume | Unit Price | Charge for Service |
|---------------------------|----------|--------------------------------|--------|------------|--------------------|
| GENERAL ACCOUNT SERVICES  |          |                                |        |            |                    |
| 0021                      | 010000   | MONTHLY SERVICE FEE            | 1      | 12.0000    | 12.00              |
| 0104                      | 010307   | PAPERLESS STATEMENT            | 1      | .0000      | .00                |
| ACCOUNT ANALYSIS          |          |                                |        |            |                    |
| 3004                      | 300100   | ANALYSIS STATEMENT VIA EDI     | 1      | 15.0000    | 15.00              |
| BUSINESS SECURITY SUITE   |          |                                |        |            |                    |
| 0183                      | 251053   | ACH POS PAY-ALERTS             | 393    | .0000      | .00                |
| 1490                      | 251050   | ACH POS PAY ONLY ACCT          | 1      | 15.0000    | 15.00              |
| BUSINESS ONLINE-BOL       |          |                                |        |            |                    |
| 3722                      | 4000ZZ   | BOL ACCOUNT MAINT-BASIC        | 1      | .0000      | .00                |
| 3742                      | 400272   | BOL PREVIOUS DAY ITEMS-BASIC   | 19     | .0000      | .00                |
| INFORMATION REPORTING     |          |                                |        |            |                    |
| 4005                      | 40001Z   | INFO RPT-TRANS - MONTHLY MAINT | 1      | 15.0000    | 15.00              |
| 4006                      | 400230   | INFO RPT-TRANS - PREV DAY SUMM | 209    | .3500      | 73.15              |
| TOTAL CHARGE FOR SERVICES |          |                                |        |            | 130.15             |



# STATE BOARD OF DEPOSIT STATE OF OHIO

**Members:**

Josh Mandel, Chairman  
Treasurer of State  
Mike DeWine  
Attorney General  
Dave Yost  
Auditor of State

## CERTIFICATION OF THE EXPENSES OF THE STATE BOARD OF DEPOSIT

In accordance with Chapter 135.02 of the Ohio Revised Code, the undersigned, Chairman and Secretary of the State Board of Deposit of the State of Ohio, hereby certifies that the necessary expenses of the Board, which represent Huntington banking fees [TOS –Huntington Consolidation Account] for January 2016, are \$56.21.

*Josh Mandel*

CHAIRMAN

*Stacy Cumberlander*

SECRETARY

*March 4, 2016*

DATE

Board of Deposit Fees: Huntington National Bank  
January 2016

TOS Consolidation Account (5121)

| Service Code | Bank Code | Description                    | Total Units | BSA Price    | Expected Total  | Bank Total      | Variance      |
|--------------|-----------|--------------------------------|-------------|--------------|-----------------|-----------------|---------------|
| 01 00 00     | 21        | MONTHLY SERVICE FEEUF          | 1           | \$12.00      | \$12.00         | \$12.00         | \$0.00        |
| 01 00 20     | 5020      | ZBA-MONTHLY MAINT              | 1           | \$28.00      | \$28.00         | \$28.00         | \$0.00        |
| 01 01 12     | 4101      | INFO RPT-FAX-DAILY ZBA RPT     | 1           | \$15.00      | \$15.00         | \$15.00         | \$0.00        |
| 01 03 07     | 104       | PAPERLESS STATEMENT            | 1           | \$0.00       | \$0.00          | \$0.00          | \$0.00        |
| 25 02 00     | 2551      | ACH RECEIVED-DEBIT             | 19          | \$0.20       | \$3.80          | \$3.80          | \$0.00        |
| 25 10 50     | 1490      | ACH POS PAY ONLY ACCT          | 1           | \$15.00      | \$15.00         | \$15.00         | \$0.00        |
| 25 10 53     | 183       | ACH POS PAY-ALERTS             | 393         | \$0.00       | \$0.00          | \$0.00          | \$0.00        |
| 30 01 00     | 3004      | ANALYSIS STATEMENT VIA EDI     | 1           | \$15.00      | \$15.00         | \$15.00         | \$0.00        |
| 40 00 1Z     | 4005      | INFO RPT-TRANS - MONTHLY MAINT | 1           | \$15.00      | \$15.00         | \$15.00         | \$0.00        |
| 40 00 ZZ     | 3722      | BOL ACCOUNT MAINT-BASIC        | 1           | \$0.00       | \$0.00          | \$0.00          | \$0.00        |
| 40 02 30     | 4006      | INFO RPT-TRANS - PREV DAY SUMM | 209         | \$0.35       | \$73.15         | \$73.15         | \$0.00        |
| 40 02 31     | 4007      | INFO RPT-TRANS - PREV DAY DETL | 38          | \$0.25       | \$9.50          | \$9.50          | \$0.00        |
| 40 02 72     | 3742      | BOLPREVIOUS DAY ITEMS-BASIC    | 57          | \$0.00       | \$0.00          | \$0.00          | \$0.00        |
| 40 02 75     | 3746      | BOL CURRENT DAY ITEMS-BASIC    | 19          | \$0.00       | \$0.00          | \$0.00          | \$0.00        |
|              |           |                                |             | <b>Total</b> | <b>\$186.45</b> | <b>\$186.45</b> | <b>\$0.00</b> |

Service Fee Total \$186.45

Earnings Credit Allowance \$130.24

\$56.21

KP



THE HUNTINGTON NATIONAL BANK  
 PO BOX 1558 EA2W20  
 COLUMBUS OH 43216-1558



TOS-HNB CONSOLIDATION ACCOUNT  
 30 E. BROAD ST- 10TH FLR  
 COLS, OH 43266-0421

Invoice

Direct Inquiries to your account officer or to  
 Huntington Business Direct (1-800-480-2001)

Account Analysis Statement

Group: 801892345121

Analysis Period From 01/01/2016  
 To 01/31/2016  
 Statement Date 02/08/2016

Account Summary Section

Group Account: 801892345121

| Balance Analysis               |               | Service Charge Analysis   |         |
|--------------------------------|---------------|---------------------------|---------|
| AVERAGE BALANCE                | 65,444,150.75 | EARNINGS CREDIT ALLOWANCE | 130.24  |
| LESS AVERAGE FLOAT             | -184,477.42   | TOTAL CHARGE FOR SERVICES | -209.95 |
| AVERAGE COLLECTED BALANCE      | 65,259,673.33 | NET CHARGE FOR SERVICES   | -79.71  |
| AVG POSITIVE COLLECTED BALANCE | 65,259,673.33 | ***SERVICE CHARGE AMOUNT  | 79.71   |
| LESS RESERVE REQUIRED          | .00           |                           |         |
| AVERAGE AVAILABLE BALANCE      | 65,259,673.33 |                           |         |
| LESS BALANCE REQUIRED          | -880,603.35   |                           |         |
| NET AVAILABLE BALANCE          | 64,379,069.98 |                           |         |
| BAL AVAIL FOR MORE SERVICES    | 64,379,069.98 |                           |         |

Service Charge Detail

Group Account: 801892345121

| Service Code                | AFP Code | Service Description          | Volume | Unit Price | Charge for Service |
|-----------------------------|----------|------------------------------|--------|------------|--------------------|
| GENERAL ACCOUNT SERVICES    |          |                              |        |            |                    |
| 0021                        | 010000   | MONTHLY SERVICE FEE          | 1      | 12.0000    | 12.00              |
| 0104                        | 010307   | PAPERLESS STATEMENT          | 2      | .0000      | .00                |
| 0114                        | 010103   | EXCESS DEBIT FEE **NO CHARGE | 1      | 15.0000    | 15.00              |
| 2551                        | 250200   | ACH RECEIVED-DEBIT           | 19     | .2000      | 3.80               |
| ACCOUNT ANALYSIS            |          |                              |        |            |                    |
| 3004                        | 300100   | ANALYSIS STATEMENT VIA EDI   | 1      | 15.0000    | 15.00              |
| ZERO BALANCE ACCOUNTING-ZBA |          |                              |        |            |                    |
| 5020                        | 010020   | ZBA-MONTHLY MAINT            | 1      | 28.0000    | 28.00              |
| BUSINESS SECURITY SUITE     |          |                              |        |            |                    |
| 0183                        | 251053   | ACH POS PAY-ALERTS           | 786    | .0000      | .00                |
| 1490                        | 251050   | ACH POS PAY ONLY ACCT        | 1      | 15.0000    | 15.00              |
| 1494                        | 019999   | ACH POS PAY/CHECK BLOCK ACCT | 1      | 15.0000    | 15.00              |
| BUSINESS ONLINE-BOL         |          |                              |        |            |                    |
| 3722                        | 4000ZZ   | BOL ACCOUNT MAINT-BASIC      | 2      | .0000      | .00                |
| 3742                        | 400272   | BOL PREVIOUS DAY ITEMS-BASIC | 78     | .0000      | .00                |

Service Charge Detail

Group Account: 801892345121

| Service Code              | AFP Code | Service Description            | Volume | Unit Price | Charge for Service |
|---------------------------|----------|--------------------------------|--------|------------|--------------------|
| 3746                      | 400275   | BOL CURRENT DAY ITEMS-BASIC    | 20     | .0000      | .00                |
| WIRE TRANSFER             |          |                                |        |            |                    |
| 2301                      | 350104   | WIRE-ONLINE DOMESTIC FREEFORM  | 1      | 8.5000     | 8.50               |
| INFORMATION REPORTING     |          |                                |        |            |                    |
| 4005                      | 40001Z   | INFO RPT-TRANS - MONTHLY MAINT | 1      | 15.0000    | 15.00              |
| 4006                      | 400230   | INFO RPT-TRANS - PREV DAY SUMM | 209    | .3500      | 73.15              |
| 4007                      | 400231   | INFO RPT-TRANS - PREV DAY DETL | 38     | .2500      | 9.50               |
| 4101                      | 010112   | INFO RPT-FAX-DAILY ZBA RPT     | 1      | 15.0000    | 15.00              |
| TOTAL CHARGE FOR SERVICES |          |                                |        |            | 209.95             |
| TOTAL NO CHARGE           |          |                                |        |            | 15.00              |

Accounts included in Group Analysis

Group: 801892345121

01892345121 01893080919

THE HUNTINGTON NATIONAL BANK  
PO BOX 1558 EA2W20  
COLUMBUS OH 43216-1558



TOS-HNB CONSOLIDATION ACCOUNT  
30 E. BROAD ST- 10TH FLR  
COLS, OH 43266-0421

Invoice

Direct Inquiries to your account officer or to  
Huntington Business Direct (1-800-480-2001)

**Account Analysis Statement**

**Group:** 801892345121

**Account:** 01892345121

Analysis Period From 01/01/2016  
To 01/31/2016

Statement Date 02/08/2016

Invoice Due Date\* 03/01/2016

\* Please remit the Total Amount Due of 215.49 before this date

**Invoice Details**

**Group:** 801892345121

**Description**

|                                       |       |         |
|---------------------------------------|-------|---------|
| Previous Balance                      |       | 237.78  |
| Payments Received                     |       |         |
| 01/19/2016 Invoice # 8900000000036217 | 87.00 |         |
| 01/19/2016 Invoice # 8900000000036217 | 15.00 |         |
| Grand Total Payments Received         |       | 102.00- |
| Account Summary of Charges            |       |         |
| Previous Invoice Balance              |       | 135.78  |
| Total Past Due                        |       | 135.78  |
| Current Service Charges               |       | 79.71   |
| Total Amount Due                      |       | 215.49  |

Statement Period 01/01/2016 to 01/31/2016 Page 3 of 6

(please fold and tear here to remit this portion with your payment)

TOS-HNB CONSOLIDATION ACCOUNT  
30 E. BROAD ST- 10TH FLR  
COLS, OH 43266-0421

Group #: 801892345121

Invoice Date: 01/31/2016

Invoice #: 008900000000037336

Payment Due on 03/01/2016

Amount Due 215.49

Amount Enclosed:

\$

Checks and money orders should be made payable to Huntington National Bank

THE HUNTINGTON NATIONAL BANK  
 PO BOX 1558 EA2W20  
 COLUMBUS OH 43216-1558



TOS-HNB CONSOLIDATION ACCOUNT  
 CONSOLIDATION ACCOUNT  
 30 E. BROAD ST- 10TH FLR  
 COLS, OH 43266-0421

Invoice

Direct Inquiries to your account officer or to  
 Huntington Business Direct (1-800-480-2001)

Account Analysis Statement

Group: 801892345121

Account: 01892345121

Analysis Period From 01/01/2016  
 To 01/31/2016  
 Statement Date 02/08/2016

Account Summary Section

Public Fund Analyzed Checking Account: 01892345121

| Balance Analysis               |             | Service Charge Analysis           |         |
|--------------------------------|-------------|-----------------------------------|---------|
| AVERAGE BALANCE                | 799,575.63  | EARNINGS CREDIT ALLOWANCE 0.250 % | 130.24  |
| LESS AVERAGE FLOAT             | -184,477.42 | TOTAL CHARGE FOR SERVICES         | -186.45 |
| AVERAGE COLLECTED BALANCE      | 615,098.21  | NET CHARGE FOR SERVICES           | -56.21  |
| AVG POSITIVE COLLECTED BALANCE | 615,098.21  | ***SERVICE CHARGE AMOUNT          | 56.21   |
| LESS RESERVE REQUIRED @        | .00         |                                   |         |
| AVERAGE AVAILABLE BALANCE      | 615,098.21  |                                   |         |
| LESS BALANCE REQUIRED          | -880,603.35 |                                   |         |
| NET AVAILABLE BALANCE          | -265,505.14 |                                   |         |
| TOTAL DEFICIT BALANCE          | -265,505.14 |                                   |         |

Service Charge Detail


Public Fund Analyzed Checking Account: 01892345121

| Service Code                | AFP Code | Service Description          | Volume | Unit Price | Charge for Service |
|-----------------------------|----------|------------------------------|--------|------------|--------------------|
| GENERAL ACCOUNT SERVICES    |          |                              |        |            |                    |
| 0021                        | 010000   | MONTHLY SERVICE FEE          | 1      | 12.0000    | 12.00              |
| 0104                        | 010307   | PAPERLESS STATEMENT          | 1      | .0000      | .00                |
| 2551                        | 250200   | ACH RECEIVED-DEBIT           | 19     | .2000      | 3.80               |
| ACCOUNT ANALYSIS            |          |                              |        |            |                    |
| 3004                        | 300100   | ANALYSIS STATEMENT VIA EDI   | 1      | 15.0000    | 15.00              |
| ZERO BALANCE ACCOUNTING-ZBA |          |                              |        |            |                    |
| 5020                        | 010020   | ZBA-MONTHLY MAINT            | 1      | 28.0000    | 28.00              |
| BUSINESS SECURITY SUITE     |          |                              |        |            |                    |
| 0183                        | 251053   | ACH POS PAY-ALERTS           | 393    | .0000      | .00                |
| 1490                        | 251050   | ACH POS PAY ONLY ACCT        | 1      | 15.0000    | 15.00              |
| BUSINESS ONLINE-BOL         |          |                              |        |            |                    |
| 3722                        | 4000ZZ   | BOL ACCOUNT MAINT-BASIC      | 1      | .0000      | .00                |
| 3742                        | 400272   | BOL PREVIOUS DAY ITEMS-BASIC | 57     | .0000      | .00                |
| 3746                        | 400275   | BOL CURRENT DAY ITEMS-BASIC  | 19     | .0000      | .00                |

Service Charge Detail

Public Fund Analyzed Checking Account: 01892345121

| Service Code              | AFP Code | Service Description            | Volume | Unit Price | Charge for Service |
|---------------------------|----------|--------------------------------|--------|------------|--------------------|
| INFORMATION REPORTING     |          |                                |        |            |                    |
| 4005                      | 40001Z   | INFO RPT-TRANS - MONTHLY MAINT | 1      | 15.0000    | 15.00              |
| 4006                      | 400230   | INFO RPT-TRANS - PREV DAY SUMM | 209    | .3500      | 73.15              |
| 4007                      | 400231   | INFO RPT-TRANS - PREV DAY DETL | 38     | .2500      | 9.50               |
| 4101                      | 010112   | INFO RPT-FAX-DAILY ZBA RPT     | 1      | 15.0000    | 15.00              |
| TOTAL CHARGE FOR SERVICES |          |                                |        |            | 186.45             |



# STATE BOARD OF DEPOSIT STATE OF OHIO

**Members:**

Josh Mandel, Chairman  
Treasurer of State  
Mike DeWine  
Attorney General  
Dave Yost  
Auditor of State

## CERTIFICATION OF THE EXPENSES OF THE STATE BOARD OF DEPOSIT

In accordance with Chapter 135.02 of the Ohio Revised Code, the undersigned, Chairman and Secretary of the State Board of Deposit of the State of Ohio, hereby certifies that the necessary expenses of the Board, which represent Huntington banking fees [TOS –Money Market Account] for January 2016, are \$23.50.

*Josh Mandel*

CHAIRMAN

*Stacey Cumberlander*

SECRETARY

*March 4, 2016*

DATE

Board of Deposit Fees: Huntington National Bank

January 2016

TOS Money Market Account (0919)

| Service Code | Bank Code | Description                   | Total Units | BSA Price | Expected Total | Bank Total     | Variance      |
|--------------|-----------|-------------------------------|-------------|-----------|----------------|----------------|---------------|
| 01 03 07     | 104       | PAPERLESS STATEMENT           | 1           | \$0.00    | \$0.00         | \$0.00         | \$0.00        |
| 01 99 99     | 1494      | ACH POS PAY/CHECK BLOCK ACCT  | 1           | \$15.00   | \$15.00        | \$15.00        | \$0.00        |
| 25 10 53     | 183       | ACH POS PAY-ALERTS            | 393         | \$0.00    | \$0.00         | \$0.00         | \$0.00        |
| 35 01 04     | 2301      | WIRE-ONLINE DOMESTIC FREEFORM | 1           | \$8.50    | \$8.50         | \$8.50         | \$0.00        |
| 40 00 ZZ     | 3722      | BOL ACCOUNT MAINT-BASIC       | 1           | \$0.00    | \$0.00         | \$0.00         | \$0.00        |
| 40 02 72     | 3742      | BOL PREVIOUS DAY ITEMS-BASIC  | 21          | \$0.00    | \$0.00         | \$0.00         | \$0.00        |
| 40 02 75     | 3746      | BOL CURRENT DAY ITEMS-BASIC   | 1           | \$0.00    | \$0.00         | \$0.00         | \$0.00        |
| <b>Total</b> |           |                               |             |           | <b>\$23.50</b> | <b>\$23.50</b> | <b>\$0.00</b> |

Service Fee Total \$23.50

Earnings Credit Allowance \$0.00

\$23.50 KP

THE HUNTINGTON NATIONAL BANK  
 PO BOX 1558 EA2W20  
 COLUMBUS OH 43216-1558



TOS MM ACCOUNT  
 30 E BROAD ST FL 10  
 COLUMBUS OH 43215-3414

Invoice

Direct Inquiries to your account officer or to  
 Huntington Business Direct (1-800-480-2001)

Account Analysis Statement

Group: 801892345121

Account: 01893080919

Analysis Period From 01/01/2016  
 To 01/31/2016  
 Statement Date 02/08/2016

Account Summary Section

Public Fund Premier Mm Acct Account: 01893080919


| Balance Analysis               |               | Service Charge Analysis   |        |
|--------------------------------|---------------|---------------------------|--------|
| AVERAGE BALANCE                | 64,644,575.12 | EARNINGS CREDIT ALLOWANCE | .00    |
| LESS AVERAGE FLOAT             | .00           | TOTAL CHARGE FOR SERVICES | -23.50 |
| AVERAGE COLLECTED BALANCE      | 64,644,575.12 | NET CHARGE FOR SERVICES   | -23.50 |
| AVG POSITIVE COLLECTED BALANCE | 64,644,575.12 | ***SERVICE CHARGE AMOUNT  | 23.50  |
| LESS RESERVE REQUIRED @        | .00           |                           |        |
| AVERAGE AVAILABLE BALANCE      | 64,644,575.12 |                           |        |
| NET AVAILABLE BALANCE          | 64,644,575.12 |                           |        |
| BAL AVAIL FOR MORE SERVICES    | 64,644,575.12 |                           |        |

Service Charge Detail

Public Fund Premier Mm Acct Account: 01893080919

| Service Code              | AFP Code | Service Description           | Volume | Unit Price | Charge for Service |
|---------------------------|----------|-------------------------------|--------|------------|--------------------|
| GENERAL ACCOUNT SERVICES  |          |                               |        |            |                    |
| 0104                      | 010307   | PAPERLESS STATEMENT           | 1      | .0000      | .00                |
| 0114                      | 010103   | EXCESS DEBIT FEE **NO CHARGE  | 1      | 15.0000    | 15.00              |
| BUSINESS SECURITY SUITE   |          |                               |        |            |                    |
| 0183                      | 251053   | ACH POS PAY-ALERTS            | 393    | .0000      | .00                |
| 1494                      | 019999   | ACH POS PAY/CHECK BLOCK ACCT  | 1      | 15.0000    | 15.00              |
| BUSINESS ONLINE-BOL       |          |                               |        |            |                    |
| 3722                      | 4000ZZ   | BOL ACCOUNT MAINT-BASIC       | 1      | .0000      | .00                |
| 3742                      | 400272   | BOL PREVIOUS DAY ITEMS-BASIC  | 21     | .0000      | .00                |
| 3746                      | 400275   | BOL CURRENT DAY ITEMS-BASIC   | 1      | .0000      | .00                |
| WIRE TRANSFER             |          |                               |        |            |                    |
| 2301                      | 350104   | WIRE-ONLINE DOMESTIC FREEFORM | 1      | 8.5000     | 8.50               |
| TOTAL CHARGE FOR SERVICES |          |                               |        |            | 23.50              |
| TOTAL NO CHARGE           |          |                               |        |            | 15.00              |





# STATE BOARD OF DEPOSIT STATE OF OHIO

**Members:**

Josh Mandel, Chairman  
Treasurer of State  
Mike DeWine  
Attorney General  
Dave Yost  
Auditor of State

## CERTIFICATION OF THE EXPENSES OF THE STATE BOARD OF DEPOSIT

In accordance with Chapter 135.02 of the Ohio Revised Code, the undersigned, Chairman and Secretary of the State Board of Deposit of the State of Ohio, hereby certifies that the necessary expenses of the Board, which represent JP Morgan Chase Bank banking fees [Dept. of Natural Resources Watercraft – Grand Lake St. Mary's] for the month of January 2016, are \$73.08.

*Josh Mandel*  
\_\_\_\_\_  
CHAIRMAN

*Stacy Cumberland*  
\_\_\_\_\_  
SECRETARY

*March 1, 2016*  
\_\_\_\_\_  
DATE

Board of Deposit Fees: Chase Bank  
January 2015

ODNR Watercraft - Grand Lake St. Mary's (2836)

| Service Code | Bank Code | Description                    | Total Units | BSA Price    | Expected Total | Bank Total     | Variance      |
|--------------|-----------|--------------------------------|-------------|--------------|----------------|----------------|---------------|
| 01 00 00     | 1005      | ACCOUNT MAINTENANCE            | 1           | \$8.00       | \$8.00         | \$8.00         | \$0.00        |
| 01 01 00     | 7641      | DEBIT POSTED - ELECTRONIC      | 3           | \$0.00       | \$0.00         | \$0.00         | \$0.00        |
| 01 03 07     | 1010      | STATEMENT CYCLES               | 1           | \$0.00       | \$0.00         | \$0.00         | \$0.00        |
| 10 00 00     | 1306      | BRANCH CREDITS POSTED          | 3           | \$0.50       | \$1.50         | \$1.50         | \$0.00        |
| 10 00 00     | 1314      | BRANCH DEPOSIT-IMMEDIATE VERIF | 217         | \$0.00       | \$0.54         | \$0.54         | \$0.00        |
| 15 00 ZZ     | 3499      | POST NO CHECKS MAINTENANCE     | 1           | \$1.00       | \$1.00         | \$1.00         | \$0.00        |
| 25 00 00     | 2746      | JPM ACCESS ACH MAINTENANCE     | 1           | \$10.00      | \$10.00        | \$10.00        | \$0.00        |
| 25 02 00     | 2717      | DEBIT RECEIVED                 | 3           | \$0.00       | \$0.00         | \$0.00         | \$0.00        |
| 25 10 50     | 2860      | DEBIT BLOCK MAINTENANCE        | 1           | \$4.00       | \$4.00         | \$4.00         | \$0.00        |
| 25 10 51     | 2861      | ACH ADA AUTHORIZED ID          | 4           | \$0.50       | \$2.00         | \$2.00         | \$0.00        |
| 40 01 10     | 6085      | DT PER ACCOUNT CHARGE          | 1           | \$30.00      | \$30.00        | \$30.00        | \$0.00        |
| 40 01 10     | 6094      | EXTENDED DETAIL                | 9           | \$0.03       | \$0.27         | \$0.27         | \$0.00        |
| 40 01 10     | 6095      | NON-CHECK ITEMS REPORTED       | 6           | \$0.03       | \$0.18         | \$0.18         | \$0.00        |
| 40 99 99     | 6041      | ACCOUNT MAINTENANCE            | 1           | \$15.00      | \$15.00        | \$15.00        | \$0.00        |
| 40 99 99     | 6043      | TRANS REPORTED - 45 DAY        | 6           | \$0.10       | \$0.60         | \$0.60         | \$0.00        |
| 40 99 99     | 6053      | EXTENDED TRANSACTION DETAIL    | 12          | \$0.00       | \$0.00         | \$0.00         | \$0.00        |
|              |           |                                |             | <b>Total</b> | <b>\$73.09</b> | <b>\$73.09</b> | <b>\$0.00</b> |

Service Fee Total \$73.09

Earnings Credit Allowance

\$0.01

\$73.08

*AP*

J.P.Morgan

JPMorgan Chase Bank, N.A.

Page 1 of 8  
02/13/2016



02363 CAP 001 034 04216 - YN

OHIO DEPARTMENT OF NATURAL RESOURCES  
ODNR WATERCRAFT - GRAND LAKE ST. MARY'S  
30 E BROAD ST 10TH FL  
COLUMBUS OH 43215



04252460780340236301

J.P.Morgan

02363 CAP 001 034 04216 - YN

JPMorgan Chase Bank, N.A.

Page 2 of 8

**This Page Intentionally Left Blank**

J.P.Morgan

JPMorgan Chase Bank, N.A.

Account No: 001 000000721252836

Page 3 of 8

OHIO DEPARTMENT OF NATURAL RESOURCES  
 ODNR WATERCRAFT - GRAND LAKE ST. MARY'S  
 30 E BROAD ST 10TH FL  
 COLUMBUS OH 43215

Invoice Number:  
 000100000001481071  
 Analysis Period:  
**JAN 1 through JAN 31, 2016**

Contact:  
 GEORGE SESOCK  
 Phone: 330-972-1762




---

**Account Analysis Invoice**

Account No: 001 000000721252836 DEMAND DEPOSIT

## Payments Received:

|                                      |        |               |
|--------------------------------------|--------|---------------|
| 12-24-2015 Invoiced Payment Received | -38.93 |               |
| 01-21-2016 Invoiced Payment Received | -74.85 |               |
| Total Payments Received              |        | -113.78       |
| Charges Brought Forward              |        | 147.02        |
| Current Analysis Charges             |        | 73.08         |
| <b>TOTAL AMOUNT DUE</b>              |        | <b>220.10</b> |

---

**Account Analysis Payment Remittance**

(Please detach and return this portion of invoice with payment.)

|                         |                 |
|-------------------------|-----------------|
| Charges Brought Forward | \$147.02        |
| Charges This Period     | \$73.08         |
| <b>Total Amount Due</b> | <b>\$220.10</b> |

Customer Name: OHIO DEPARTMENT OF NATURAL RESOURCES  
 Account No: 001 000000721252836  
 Due Date: 02-29-2016  
 Invoice Number: 000100000001481071

JPMORGAN CHASE BANK, N.A.  
 P. O. BOX 973636  
 DALLAS, TX 75397-3636

|                 |  |
|-----------------|--|
| Amount Enclosed |  |
|-----------------|--|

ACH/Wire payments: ABA 044000037 Account# 619983497  
 (Please reference your invoice and/ or account number in the Addenda or Payment Detail field)

\*\*\*The Total Amount Due does not include payments received after 01-31-2016.\*\*\*

J.P.Morgan

02363 CAP 001 034 04216 - YN

JPMorgan Chase Bank, N.A.

Page 4 of 8

**This Page Intentionally Left Blank**

J.P.Morgan

JPMorgan Chase Bank, N.A.

Account No: 001 000000721252836

Page 5 of 8

JAN 1 through JAN 31, 2016

OHIO DEPARTMENT OF NATURAL RESOURCES  
 ODNR WATERCRAFT - GRAND LAKE ST. MARY'S  
 30 E BROAD ST 10TH FL  
 COLUMBUS OH 43215

Invoice

Contact: GEORGE SESOCK

Phone: 330-972-1762

THIS IS A REVISED STATEMENT

---

**Account Analysis Statement**

Account No: 001 000000721252836 DEMAND DEPOSIT

---

**Balance Analysis**

|                                | <u>This Period</u> | <u>Average<br/>Year To Date</u> |
|--------------------------------|--------------------|---------------------------------|
| Average Ledger Balance         | 27.51              | 28                              |
| Less Average Float             | 0.00               | 0                               |
| Average Collected Balance      | 27.51              | 28                              |
| Avg Positive Collected Balance | 27.51              | 28                              |
| Less Reserve Requirement       | 0.00               | 0                               |
| Average Investable Balance     | 27.51              | 28                              |
| Less Balance Required          | -140,864.04        | -140,864                        |
| Excess(Deficit) Invest Bal     | -140,836.53        | -140,837                        |
| Net Collected Balance Position | -140,836.53        | -140,837                        |

**Service Charge Calculation**

|                              |            |              |     |
|------------------------------|------------|--------------|-----|
| Earnings Credit Allowance    | Rate: .612 | 0.01         | 0   |
| Total Charge For Services    |            | -73.09       | -73 |
| Net Charge For Services      |            | -73.08       | -73 |
| <b>Service Charge Amount</b> |            | <b>73.08</b> |     |



J.P.Morgan

JPMorgan Chase Bank, N.A.

Account No: 001 000000721252836

Page 6 of 8

OHIO DEPARTMENT OF NATURAL RESOURCES

JAN 1 through JAN 31, 2016

Account No: 001 000000721252836 DEMAND DEPOSIT

---

**Service Analysis**

| <u>Service</u>                   | <u>Number Of<br/>Units</u> | <u>Unit Price</u> | <u>Charge For<br/>Service</u> | <u>Balance Required</u> |
|----------------------------------|----------------------------|-------------------|-------------------------------|-------------------------|
| <b>Account Services</b>          |                            |                   |                               |                         |
| Account Maintenance              | 1                          | 8.0000            | 8.00                          | 15,418.15               |
| Debit Posted - Electronic        | 3                          |                   | 0.00                          |                         |
| Statement Cycles                 | 1                          |                   | 0.00                          |                         |
| Post No Checks Maintenance       | 1                          | 1.0000            | 1.00                          | 1,927.26                |
| <b>Banking Center Services</b>   |                            |                   |                               |                         |
| Branch Credits Posted            | 3                          | 0.5000            | 1.50                          | 2,890.90                |
| Branch Deposit-Immediate Verif   | 217                        | 0.0025            | 0.54                          | 1,040.72                |
| <b>Automated Clearing House</b>  |                            |                   |                               |                         |
| JPM ACCESS ACH Maintenance       | 1                          | 10.0000           | 10.00                         | 19,272.69               |
| Debit Received                   | 3                          |                   | 0.00                          |                         |
| Debit Block Maintenance          | 1                          | 4.0000            | 4.00                          | 7,709.07                |
| ACH ADA Authorized ID            | 4                          | 0.5000            | 2.00                          | 3,854.53                |
| <b>JPMorgan ACCESS</b>           |                            |                   |                               |                         |
| Account Maintenance              | 1                          | 15.0000           | 15.00                         | 28,909.03               |
| Trans Reported - 45 Day          | 6                          | 0.1000            | 0.60                          | 1,156.36                |
| Extended Transaction Detail      | 12                         |                   | 0.00                          |                         |
| <b>BAI/SWIFT/Iso Reporting</b>   |                            |                   |                               |                         |
| DT Per Account Charge            | 1                          | 30.0000           | 30.00                         | 57,818.07               |
| Extended Detail                  | 9                          | 0.0300            | 0.27                          | 520.36                  |
| Non-Check Items Reported         | 6                          | 0.0300            | 0.18                          | 346.90                  |
| <b>Total Charge For Services</b> |                            |                   | <b>73.09</b>                  | <b>140,864.04</b>       |



J.P.Morgan

JPMorgan Chase Bank, N.A.

Account No: 001 000000721252836

Page 7 of 8

OHIO DEPARTMENT OF NATURAL RESOURCES

JAN 1 through JAN 31, 2016

**Adjustment Pages****Financial Recap**

Billing Account: 001 0000000000721252836

| <u>Cycle Date</u> | <u>Settlement Date</u> | <u>Previous Net Charge for Services</u> | <u>Adjusted Net Charge For Services</u> | <u>Net Charge / Credit for Services Adjusted Amount</u> |
|-------------------|------------------------|---|---|---|
| DEC 2015          | 12-31-2015             | 72.98                                   | 72.98                                   | 0.00  |
| JAN 2016          | 01-31-2016             | 73.09                                   | 73.08                                   | -0.01   |
| <b>TOTAL</b>      |                        |   |   | <b>-0.01</b>  |

**Historical Adjustment Summary**

Deposit Account: 001 0000000000721252836  
 DEC 1 through DEC 31, 2015

| <u>Description</u>             | <u>Rate Previously Reported</u> | <u>Balance Information Previously Reported</u> | <u>Rate Adjusted Reported</u> | <u>Balance Information Adjusted Reported</u> |
|--------------------------------|---------------------------------|--|-------------------------------|--|
| Average Ledger Balance         |                                 | 20.61  |                               | 20.61  |
| Less Average Float             |                                 | -8.07  |                               | -8.07  |
| Average Collected Balance      |                                 | 12.54  |                               | 12.54  |
| Avg Positive Collected Balance |                                 | 12.54  |                               | 12.54  |
| Less Reserve Requirement       | .000                            | 0.00   | .000                          | 0.00   |
| Average Investable Balance     |                                 | 12.54  |                               | 12.54  |
| Less Balance Required          |                                 | -308,262.03                                    |                               | -140,267.77                                  |
| Excess(Deficit) Invest Bal     |                                 | -308,249.49                                    |                               | -140,255.23                                  |
| Net Collected Balance Position |                                 | -308,249.49                                    |                               | -140,255.23                                  |
| Earnings Credit Allowance      | .278                            | 0.00   | .612                          | 0.00   |
| Total Charge For Services      |                                 | -72.98   |                               | -72.98                                       |
| Net Charge For Services        |                                 | -72.98   |                               | -72.98                                       |
| Service Charge Amount          |                                 | 72.98  |                               | 72.98  |

Deposit Account: 001 0000000000721252836  
 JAN 1 through JAN 31, 2016

| <u>Description</u>        | <u>Rate Previously Reported</u> | <u>Balance Information Previously Reported</u> | <u>Rate Adjusted Reported</u> | <u>Balance Information Adjusted Reported</u> |
|---------------------------|---------------------------------|--|-------------------------------|--|
| Average Ledger Balance    |                                 | 27.51  |                               | 27.51  |
| Less Average Float        |                                 | 0.00   |                               | 0.00   |
| Average Collected Balance |                                 | 27.51  |                               | 27.51  |

J.P.Morgan

JPMorgan Chase Bank, N.A.

Account No: 001 000000721252836

Page 8 of 8

OHIO DEPARTMENT OF NATURAL RESOURCES

JAN 1 through JAN 31, 2016

## Adjustment Pages

### Historical Adjustment Summary

Deposit Account: 001 0000000000721252836

JAN 1 through JAN 31, 2016

| Description                    | Rate Previously Reported | Balance Information Previously Reported | Rate Adjusted Reported | Balance Information Adjusted Reported |
|--------------------------------|--------------------------|---|------------------------|---------------------------------------|
| Avg Positive Collected Balance |                          | 27.51                                   |                        | 27.51                                 |
| Less Reserve Requirement       | .000                     | 0.00                                    | .000                   | 0.00                                  |
| Average Investable Balance     |                          | 27.51                                   |                        | 27.51                                 |
| Less Balance Required          |                          | -309,572.50                             |                        | -140,864.04                           |
| Excess(Deficit) Invest Bal     |                          | -309,544.99                             |                        | -140,836.53                           |
| Net Collected Balance Position |                          | -309,544.99                             |                        | -140,836.53                           |
| Earnings Credit Allowance      | .278                     | 0.00                                    | .612                   | 0.01                                  |
| Total Charge For Services      |                          | -73.09                                  |                        | -73.09                                |
| Net Charge For Services        |                          | -73.09                                  |                        | -73.08                                |
| Service Charge Amount          |                          | 73.09                                   |                        | 73.08                                 |


### Rate Adjustment Detail

DEC 1 through DEC 31, 2015

| Rate Description            | Original Rate   | Revised Rate | Impact to Earnings Allowance | Impact to Net Charge / Credit for Services |
|-----------------------------|-----------------|--------------|------------------------------|--|
| 001 DDA 0000000000721252836 |                 |              |                              |  |
| Earnings Allow Rate         | .279            | .613         | 0.00                         | 0.00                                       |
| <b>TOTAL</b>                | <b>DEC 2015</b> |              |                              | <b>0.00</b>                                |

JAN 1 through JAN 31, 2016

| Rate Description            | Original Rate   | Revised Rate | Impact to Earnings Allowance | Impact to Net Charge / Credit for Services |
|-----------------------------|-----------------|--------------|------------------------------|--|
| 001 DDA 0000000000721252836 |                 |              |                              |  |
| Earnings Allow Rate         | .279            | .613         | 0.01                         | 0.01                                       |
| <b>TOTAL</b>                | <b>JAN 2016</b> |              |                              | <b>0.01</b>                                |



# STATE BOARD OF DEPOSIT STATE OF OHIO

**Members:**

Josh Mandel, Chairman  
Treasurer of State  
Mike DeWine  
Attorney General  
Dave Yost  
Auditor of State

## CERTIFICATION OF THE EXPENSES OF THE STATE BOARD OF DEPOSIT

In accordance with Chapter 135.02 of the Ohio Revised Code, the undersigned, Chairman and Secretary of the State Board of Deposit of the State of Ohio, hereby certifies that the necessary expenses of the Board, which represent JP Morgan Chase Bank banking fees [TOS Consolidation Account] for the month of December 2015, are \$359.91.

*Josh Mandel*

CHAIRMAN

*Stacey Cumberlander*

SECRETARY

*March 1, 2016*

DATE

Board of Deposit Fees: Chase Bank  
December 2015

TOS Consolidation Account (6915)

| Service Code | Bank Code | Description                           | Total Units | BSA Price    | Expected Total  | Bank Total      | Variance      |
|--------------|-----------|---------------------------------------|-------------|--------------|-----------------|-----------------|---------------|
| 01 00 00     | 1005      | ACCOUNT MAINTENANCE                   | 1           | \$8.00       | \$8.00          | \$8.00          | \$0.00        |
| 01 03 07     | 1010      | STATEMENT CYCLES                      | 1           | \$0.00       | \$0.00          | \$0.00          | \$0.00        |
| 01 04 00     | 1033      | EDI 822 ANALYSIS MODULE MAINT         | 1           | \$0.00       | \$0.00          | \$0.00          | \$0.00        |
| 01 04 00     | 1034      | EDI 822 ANALYSIS ACCT MAINT           | 14          | \$5.00       | \$70.00         | \$70.00         | \$0.00        |
| 05 04 28     | 6139      | WNLB CLOSED LBX IMAGE VIEWING 715681  | 1           | \$20.00      | \$20.00         | \$20.00         | \$0.00        |
| 05 04 28     | 6143      | SNLB CLOSED LBX IMAGE VIEWING 781166  | 1           | \$20.00      | \$20.00         | \$20.00         | \$0.00        |
| 05 04 28     | 6143      | SNLB CLOSED LBX IMAGE VIEWING 781216  | 1           | \$20.00      | \$20.00         | \$20.00         | \$0.00        |
| 05 04 28     | 6139      | WNLB CLOSED LBX IMAGE VIEWING 7812161 | 1           | \$20.00      | \$20.00         | \$20.00         | \$0.00        |
| 05 04 28     | 6139      | WNLB CLOSED LBX IMAGE VIEWING 7812162 | 1           | \$20.00      | \$20.00         | \$20.00         | \$0.00        |
| 05 04 28     | 6139      | WNLB CLOSED LBX IMAGE VIEWING 7812163 | 1           | \$20.00      | \$20.00         | \$20.00         | \$0.00        |
| 05 04 28     | 6139      | WNLB CLOSED LBX IMAGE VIEWING 7812164 | 1           | \$20.00      | \$20.00         | \$20.00         | \$0.00        |
| 05 04 28     | 6139      | WNLB CLOSED LBX IMAGE VIEWING 7812165 | 1           | \$20.00      | \$20.00         | \$20.00         | \$0.00        |
| 05 04 28     | 6139      | WNLB CLOSED LBX IMAGE VIEWING 781859  | 1           | \$20.00      | \$20.00         | \$20.00         | \$0.00        |
| 05 99 99     | 6201      | WNLB REMITTER RECORD STORG 715681     | 356         | \$0.01       | \$4.91          | \$4.91          | \$0.00        |
| 15 00 ZZ     | 3499      | POST NO CHECKS MAINTENANCE            | 1           | \$1.00       | \$1.00          | \$1.00          | \$0.00        |
| 40 01 10     | 3653      | FILE TRANSMISSION-IRIS                | 21          | \$0.00       | \$0.00          | \$0.00          | \$0.00        |
| 40 01 10     | 6085      | DT PER ACCOUNT CHARGE                 | 1           | \$30.00      | \$30.00         | \$30.00         | \$0.00        |
| 40 06 99     | 6076      | ACCT TRANSFER ITEM                    | 1           | \$1.00       | \$1.00          | \$2.25          | \$1.25        |
| 40 99 99     | 6040      | CLIENT MAINTENANCE                    | 1           | \$50.00      | \$50.00         | \$50.00         | \$0.00        |
| 40 99 99     | 6041      | ACCOUNT MAINTENANCE                   | 1           | \$15.00      | \$15.00         | \$15.00         | \$0.00        |
|              |           |                                       |             | <b>Total</b> | <b>\$359.91</b> | <b>\$361.16</b> | <b>\$1.25</b> |

Service Fee Total \$359.91

Earnings Credit Allowance \$0.00

\$359.91



Chase Bank Monthly Discrepancy Report  
December 2015

Acct Transfer Item (40 06 99/6076)

| Account                     | Expected | Actual | Variance |
|-----------------------------|----------|--------|----------|
| Consolidated Account (6915) | \$1.00   | \$2.25 | \$1.25   |

Bank is overcharging by \$1.25 for this service.

|  |                     |               |
|--|---------------------|---------------|
| <b>Total Discrepancies for the Month</b> | <b>Amount Owed:</b> | <b>\$1.25</b> |
|--|---------------------|---------------|

J.P.Morgan

JPMorgan Chase Bank, N.A.

Group Account: 001 000000704346915

Page 11 of 46

DEC 1 through DEC 31, 2015

STATE OF OHIO TREASURER OF STATE  
 JOSH MANDEL - TOS CONSOLIDATION ACCT  
 30 E BROAD ST 10TH FL  
 ATTN RECONCILIATION DEPT  
 COLUMBUS OH 43266-0421

Invoice

Contact: ORVELL JOHNS



THIS IS A REVISED STATEMENT

---

**Account Analysis Statement**

Account No: 001 000000704346915 DEMAND DEPOSIT ACCOUNT

---

**Balance Analysis**

|                                   | <u>This Period</u> | <u>Average<br/>Year To Date</u> |
|-----------------------------------|--------------------|---------------------------------|
| Average Ledger Balance            | 0.00               | 0                               |
| Less Average Float                | 0.00               | 0                               |
| Average Collected Balance         | 0.00               | 0                               |
| Avg Positive Collected Balance    | 0.00               | 0                               |
| Less Reserve Requirement          | 0.00               | 0                               |
| Average Investable Balance        | 0.00               | 0                               |
| Less Balance Required             | -694,150.74        | 8,305,977                       |
| Excess(Deficit) Invest Bal        | -694,150.74        | 8,305,977                       |
| Net Collected Balance Position    | -694,150.74        | 8,305,977                       |
| <b>Service Charge Calculation</b> |                    |                                 |
| Earnings Credit Allowance         | Rate: .612         | 0.00                            |
| Total Charge For Services         | -361.16            | -1,814                          |
| Net Charge For Services           | -361.16            | 1,814                           |
| <b>Service Charge Amount</b>      | <b>361.16</b>      |                                 |

J.P.Morgan

JPMorgan Chase Bank, N.A.

Group Account: 001 000000704346915

Page 12 of 46

STATE OF OHIO TREASURER OF STATE

DEC 1 through DEC 31, 2015

Account No: 001 000000704346915 DEMAND DEPOSIT ACCOUNT

---

**Service Analysis**

| <u>Service</u>                         | <u>Number Of<br/>Units</u> | <u>Unit Price</u> | <u>Charge For<br/>Service</u> | <u>Balance Required</u> |
|--|----------------------------|-------------------|-------------------------------|-------------------------|
| <b>Account Services</b>                |                            |                   |                               |                         |
| Account Maintenance                    | 1                          | 8.0000            | 8.00                          | 15,376.02               |
| Statement Cycles                       | 1                          |                   | 0.00                          |                         |
| Post No Checks Maintenance             | 1                          | 1.0000            | 1.00                          | 1,922.00                |
| <b>Network Lockbox (WNLB) / 781166</b> |                            |                   |                               |                         |
| SNLB Closed LBX Image Viewing          | 1                          | 20.0000           | 20.00                         | 38,440.07               |
| <b>Network Lockbox (WNLB) / 781216</b> |                            |                   |                               |                         |
| SNLB Closed LBX Image Viewing          | 1                          | 20.0000           | 20.00                         | 38,440.07               |
| <b>Non Financial EDI</b>               |                            |                   |                               |                         |
| EDI 822 Analysis Module Maint          | 1                          |                   | 0.00                          |                         |
| EDI 822 Analysis Acct Maint            | 14                         | 5.0000            | 70.00                         | 134,540.24              |
| <b>JPMorgan ACCESS</b>                 |                            |                   |                               |                         |
| Acct Transfer Item                     | 1                          | 2.2500            | 2.25                          | 4,324.50                |
| Client Maintenance                     | 1                          | 50.0000           | 50.00                         | 96,100.17               |
| Account Maintenance                    | 1                          | 15.0000           | 15.00                         | 28,830.05               |
| <b>BAI/SWIFT/Iso Reporting</b>         |                            |                   |                               |                         |
| File Transmission-IRIS                 | 21                         |                   | 0.00                          |                         |
| DT Per Account Charge                  | 1                          | 30.0000           | 30.00                         | 57,660.10               |
| <b>Receivables Edge / 715681</b>       |                            |                   |                               |                         |
| Closed LBX Image Viewing               | 1                          | 20.0000           | 20.00                         | 38,440.07               |
| Remitter Record Storg                  | 356                        | 0.0138            | 4.91                          | 9,437.03                |
| <b>Receivables Edge / 7812161</b>      |                            |                   |                               |                         |
| Closed LBX Image Viewing               | 1                          | 20.0000           | 20.00                         | 38,440.07               |
| <b>Receivables Edge / 7812162</b>      |                            |                   |                               |                         |
| Closed LBX Image Viewing               | 1                          | 20.0000           | 20.00                         | 38,440.07               |
| <b>Receivables Edge / 7812163</b>      |                            |                   |                               |                         |
| Closed LBX Image Viewing               | 1                          | 20.0000           | 20.00                         | 38,440.07               |
| <b>Receivables Edge / 7812164</b>      |                            |                   |                               |                         |
| Closed LBX Image Viewing               | 1                          | 20.0000           | 20.00                         | 38,440.07               |

J.P.Morgan

JPMorgan Chase Bank, N.A.

Group Account: 001 000000704346915

Page 13 of 46

STATE OF OHIO TREASURER OF STATE

DEC 1 through DEC 31, 2015

Account No: 001 000000704346915 DEMAND DEPOSIT ACCOUNT

---


**Service Analysis**

| <u>Service</u>                    | <u>Number Of<br/>Units</u> | <u>Unit Price</u> | <u>Charge For<br/>Service</u> | <u>Balance Required</u> |
|-----------------------------------|----------------------------|-------------------|-------------------------------|-------------------------|
| <b>Receivables Edge / 7812165</b> |                            |                   |                               |                         |
| Closed LBX Image Viewing          | 1                          | 20.0000           | 20.00                         | 38,440.07               |
| <b>Receivables Edge / 781859</b>  |                            |                   |                               |                         |
| Closed LBX Image Viewing          | 1                          | 20.0000           | 20.00                         | 38,440.07               |
| <b>Total Charge For Services</b>  |                            |                   | <b>361.16</b>                 | <b>694,150.74</b>       |



04252460780340330707





# STATE BOARD OF DEPOSIT STATE OF OHIO

**Members:**

Josh Mandel, Chairman  
Treasurer of State  
Mike DeWine  
Attorney General  
Dave Yost  
Auditor of State

## CERTIFICATION OF THE EXPENSES OF THE STATE BOARD OF DEPOSIT

In accordance with Chapter 135.02 of the Ohio Revised Code, the undersigned, Chairman and Secretary of the State Board of Deposit of the State of Ohio, hereby certifies that the necessary expenses of the Board, which represent JP Morgan Chase Bank banking fees [TOS Consolidation Account] for the month of January 2016, are \$363.98.

*Josh Mandel*  
\_\_\_\_\_  
CHAIRMAN

*Stacy Cumberlander*  
\_\_\_\_\_  
SECRETARY

*March 1, 2016*  
\_\_\_\_\_  
DATE

Board of Deposit Fees: Chase Bank  
January 2016

TOS Consolidation Account (6915)

| Service Code | Bank Code | Description                      | Total Units | BSA Price | Expected Total  | Bank Total      | Variance      |
|--------------|-----------|----------------------------------|-------------|-----------|-----------------|-----------------|---------------|
| 01 00 00     | 1005      | ACCOUNT MAINTENANCE              | 1           | \$8.00    | \$8.00          | \$8.00          | \$0.00        |
| 01 03 07     | 1010      | STATEMENT CYCLES                 | 1           | \$0.00    | \$0.00          | \$0.00          | \$0.00        |
| 01 04 00     | 1033      | EDI 822 ANALYSIS MODULE MAINT    | 1           | \$0.00    | \$0.00          | \$0.00          | \$0.00        |
| 01 04 00     | 1034      | EDI 822 ANALYSIS ACCT MAINT      | 15          | \$5.00    | \$75.00         | \$75.00         | \$0.00        |
| 05 04 28     | 6139      | CLOSED LBX IMAGE VIEWING 715681  | 1           | \$20.00   | \$20.00         | \$20.00         | \$0.00        |
| 05 04 28     | 6139      | CLOSED LBX IMAGE VIEWING 781166  | 1           | \$20.00   | \$20.00         | \$20.00         | \$0.00        |
| 05 04 28     | 6139      | CLOSED LBX IMAGE VIEWING 781216  | 1           | \$20.00   | \$20.00         | \$20.00         | \$0.00        |
| 05 04 28     | 6139      | CLOSED LBX IMAGE VIEWING 7812161 | 1           | \$20.00   | \$20.00         | \$20.00         | \$0.00        |
| 05 04 28     | 6139      | CLOSED LBX IMAGE VIEWING 7812162 | 1           | \$20.00   | \$20.00         | \$20.00         | \$0.00        |
| 05 04 28     | 6139      | CLOSED LBX IMAGE VIEWING 7812163 | 1           | \$20.00   | \$20.00         | \$20.00         | \$0.00        |
| 05 04 28     | 6139      | CLOSED LBX IMAGE VIEWING 7812164 | 1           | \$20.00   | \$20.00         | \$20.00         | \$0.00        |
| 05 04 28     | 6139      | CLOSED LBX IMAGE VIEWING 7812165 | 1           | \$20.00   | \$20.00         | \$20.00         | \$0.00        |
| 05 04 28     | 6139      | CLOSED LBX IMAGE VIEWING 781859  | 1           | \$20.00   | \$20.00         | \$20.00         | \$0.00        |
| 05 99 99     | 6201      | REMITTER RECORD STORG 715681     | 356         | \$0.01    | \$4.98          | \$4.98          | \$0.00        |
| 15 00 ZZ     | 3499      | POST NO CHECKS MAINTENANCE       | 1           | \$1.00    | \$1.00          | \$1.00          | \$0.00        |
| 40 01 10     | 3653      | FILE TRANSMISSION-IRIS           | 21          | \$0.00    | \$0.00          | \$0.00          | \$0.00        |
| 40 01 10     | 6085      | DT PER ACCOUNT CHARGE            | 1           | \$30.00   | \$30.00         | \$30.00         | \$0.00        |
| 40 99 99     | 6040      | CLIENT MAINTENANCE               | 1           | \$50.00   | \$50.00         | \$50.00         | \$0.00        |
| 40 99 99     | 6041      | ACCOUNT MAINTENANCE              | 1           | \$15.00   | \$15.00         | \$15.00         | \$0.00        |
| <b>Total</b> |           |                                  |             |           | <b>\$363.98</b> | <b>\$363.98</b> | <b>\$0.00</b> |

Service Fee Total \$363.98

Earnings Credit Allowance \$0.00

*AP*

\$363.98

J.P.Morgan

JPMorgan Chase Bank, N.A.

Page 1 of 10  
02/13/2016



00164 CAP 001 001 04216 - YN

STATE OF OHIO TREASURER OF STATE  
JOSH MANDEL - TOS CONSOLIDATION ACCT  
30 E BROAD ST 10TH FL  
ATTN RECONCILIATION DEPT  
COLUMBUS OH 43266-0421



04252460780010016401

J.P.Morgan

00164 CAP 001 001 04216 - YN

JPMorgan Chase Bank, N.A.

Page 2 of 10

**This Page Intentionally Left Blank**

J.P.Morgan

JPMorgan Chase Bank, N.A.

Account No: 001 000000704346915

Page 3 of 10

STATE OF OHIO TREASURER OF STATE  
 JOSH MANDEL - TOS CONSOLIDATION ACCT  
 30 E BROAD ST 10TH FL  
 ATTN RECONCILIATION DEPT  
 COLUMBUS OH 43266-0421

Invoice Number:  
 000100000001481010  
 Analysis Period:  
**JAN 1 through JAN 31, 2016**  
 Contact:  
 GEORGE SESOCK  
 Phone: 330-972-1762



**Account Analysis Invoice**

Account No: 001 000000704346915 DEMAND DEPOSIT ACCOUNT

Payments Received:

|                                      |         |                 |
|--------------------------------------|---------|-----------------|
| 12-24-2015 Invoiced Payment Received | -707.82 |                 |
| 01-21-2016 Invoiced Payment Received | -358.91 |                 |
| Total Payments Received              |         | -1,066.73       |
| Charges Brought Forward              |         | 720.07          |
| Current Analysis Charges             |         | 363.98          |
| <b>TOTAL AMOUNT DUE</b>              |         | <b>1,084.05</b> |

**Account Analysis Payment Remittance**

*(Please detach and return this portion of invoice with payment.)*

|                         |                   |
|-------------------------|-------------------|
| Charges Brought Forward | \$720.07          |
| Charges This Period     | \$363.98          |
| <b>Total Amount Due</b> | <b>\$1,084.05</b> |

Customer Name: STATE OF OHIO TREASURER OF STATE  
 Account No: 001 000000704346915  
 Due Date: 02-29-2016  
 Invoice Number: 000100000001481010

|                 |  |
|-----------------|--|
| Amount Enclosed |  |
|-----------------|--|

JPMORGAN CHASE BANK, N.A.  
 P. O. BOX 973636  
 DALLAS, TX 75397-3636

ACH/Wire payments: ABA 044000037 Account# 619983497  
 (Please reference your invoice and/ or account number in the Addenda or Payment Detail field)

**\*\*\*The Total Amount Due does not include payments received after 01-31-2016.\*\*\***

J.P.Morgan

00164 CAP 001 001 04216 - YN

JPMorgan Chase Bank, N.A.

Page 4 of 10

**This Page Intentionally Left Blank**

J.P.Morgan

JPMorgan Chase Bank, N.A.

Account No: 001 000000704346915

Page 5 of 10

STATE OF OHIO TREASURER OF STATE  
 JOSH MANDEL - TOS CONSOLIDATION ACCT  
 30 E BROAD ST 10TH FL  
 ATTN RECONCILIATION DEPT  
 COLUMBUS OH 43266-0421

JAN 1 through JAN 31, 2016

Invoice

Contact: GEORGE SESOCK

Phone: 330-972-1762

THIS IS A REVISED STATEMENT




---

**Account Analysis Statement**

Account No: 001 000000704346915 DEMAND DEPOSIT ACCOUNT

---

**Balance Analysis**

|                                   | <u>This Period</u> | <u>Average<br/>Year To Date</u> |
|-----------------------------------|--------------------|---------------------------------|
| Average Ledger Balance            | 0.00               | 0                               |
| Less Average Float                | 0.00               | 0                               |
| Average Collected Balance         | 0.00               | 0                               |
| Avg Positive Collected Balance    | 0.00               | 0                               |
| Less Reserve Requirement          | 0.00               | 0                               |
| Average Investable Balance        | 0.00               | 0                               |
| Less Balance Required             | -701,487.38        | -701,487                        |
| Excess(Deficit) Invest Bal        | -701,487.38        | -701,487                        |
| Net Collected Balance Position    | -701,487.38        | -701,487                        |
| <b>Service Charge Calculation</b> |                    |                                 |
| Earnings Credit Allowance         | Rate: .612         | 0.00                            |
| Total Charge For Services         | -363.98            | -364                            |
| Net Charge For Services           | -363.98            | -364                            |
| <b>Service Charge Amount</b>      | <b>363.98</b>      |                                 |

J.P.Morgan

JPMorgan Chase Bank, N.A.

Account No: 001 000000704346915

Page 6 of 10

STATE OF OHIO TREASURER OF STATE

JAN 1 through JAN 31, 2016

Account No: 001 000000704346915 DEMAND DEPOSIT ACCOUNT

---

**Service Analysis**

| <u>Service</u>                    | <u>Number Of<br/>Units</u> | <u>Unit Price</u> | <u>Charge For<br/>Service</u> | <u>Balance Required</u> |
|-----------------------------------|----------------------------|-------------------|-------------------------------|-------------------------|
| <b>Account Services</b>           |                            |                   |                               |                         |
| Account Maintenance               | 1                          | 8.0000            | 8.00                          | 15,418.15               |
| Statement Cycles                  | 1                          |                   | 0.00                          |                         |
| Post No Checks Maintenance        | 1                          | 1.0000            | 1.00                          | 1,927.26                |
| <b>Non Financial EDI</b>          |                            |                   |                               |                         |
| EDI 822 Analysis Module Maint     | 1                          |                   | 0.00                          |                         |
| EDI 822 Analysis Acct Maint       | 15                         | 5.0000            | 75.00                         | 144,545.19              |
| <b>JPMorgan ACCESS</b>            |                            |                   |                               |                         |
| Client Maintenance                | 1                          | 50.0000           | 50.00                         | 96,363.46               |
| Account Maintenance               | 1                          | 15.0000           | 15.00                         | 28,909.03               |
| <b>BAI/SWIFT/Iso Reporting</b>    |                            |                   |                               |                         |
| File Transmission-IRIS            | 21                         |                   | 0.00                          |                         |
| DT Per Account Charge             | 1                          | 30.0000           | 30.00                         | 57,818.07               |
| <b>Receivables Edge / 715681</b>  |                            |                   |                               |                         |
| Closed LBX Image Viewing          | 1                          | 20.0000           | 20.00                         | 38,545.38               |
| Remitter Record Storg             | 356                        | 0.0140            | 4.98                          | 9,597.80                |
| <b>Receivables Edge / 781166</b>  |                            |                   |                               |                         |
| Closed LBX Image Viewing          | 1                          | 20.0000           | 20.00                         | 38,545.38               |
| <b>Receivables Edge / 781216</b>  |                            |                   |                               |                         |
| Closed LBX Image Viewing          | 1                          | 20.0000           | 20.00                         | 38,545.38               |
| <b>Receivables Edge / 7812161</b> |                            |                   |                               |                         |
| Closed LBX Image Viewing          | 1                          | 20.0000           | 20.00                         | 38,545.38               |
| <b>Receivables Edge / 7812162</b> |                            |                   |                               |                         |
| Closed LBX Image Viewing          | 1                          | 20.0000           | 20.00                         | 38,545.38               |
| <b>Receivables Edge / 7812163</b> |                            |                   |                               |                         |
| Closed LBX Image Viewing          | 1                          | 20.0000           | 20.00                         | 38,545.38               |
| <b>Receivables Edge / 7812164</b> |                            |                   |                               |                         |
| Closed LBX Image Viewing          | 1                          | 20.0000           | 20.00                         | 38,545.38               |



J.P.Morgan

JPMorgan Chase Bank, N.A.

Account No: 001 000000704346915

Page 7 of 10

STATE OF OHIO TREASURER OF STATE

JAN 1 through JAN 31, 2016

Account No: 001 000000704346915 DEMAND DEPOSIT ACCOUNT

---

**Service Analysis**

| <u>Service</u>                    | <u>Number Of<br/>Units</u> | <u>Unit Price</u> | <u>Charge For<br/>Service</u> | <u>Balance Required</u> |
|-----------------------------------|----------------------------|-------------------|-------------------------------|-------------------------|
| <b>Receivables Edge / 7812165</b> |                            |                   |                               |                         |
| Closed LBX Image Viewing          | 1                          | 20.0000           | 20.00                         | 38,545.38               |
| <b>Receivables Edge / 781859</b>  |                            |                   |                               |                         |
| Closed LBX Image Viewing          | 1                          | 20.0000           | 20.00                         | 38,545.38               |
| <b>Total Charge For Services</b>  |                            |                   | <b>363.98</b>                 | <b>701,487.38</b>       |



04252460780010016404

J.P.Morgan

JPMorgan Chase Bank, N.A.

Account No: 001 000000704346915

Page 9 of 10

STATE OF OHIO TREASURER OF STATE

JAN 1 through JAN 31, 2016

**Adjustment Pages****Financial Recap**

Billing Account: 001 0000000000704346915

| <u>Cycle Date</u> | <u>Settlement Date</u> | <u>Previous Net Charge for Services</u> | <u>Adjusted Net Charge For Services</u> | <u>Net Charge / Credit for Services Adjusted Amount</u> |
|-------------------|------------------------|---|---|---|
| DEC 2015          | 12-31-2015             | 361.16                                  | 361.16                                  | 0.00  |
| JAN 2016          | 01-31-2016             | 363.98                                  | 363.98                                  | 0.00  |
| <b>TOTAL</b>      |                        |   |   | <b>0.00</b>   |

**Historical Adjustment Summary**

Deposit Account: 001 0000000000704346915

DEC 1 through DEC 31, 2015

| <u>Description</u>             | <u>Rate Previously Reported</u> | <u>Balance Information Previously Reported</u> | <u>Rate Adjusted Reported</u> | <u>Balance Information Adjusted Reported</u> |
|--------------------------------|---------------------------------|--|-------------------------------|--|
| Average Ledger Balance         |                                 | 0.00   |                               | 0.00   |
| Less Average Float             |                                 | 0.00   |                               | 0.00   |
| Average Collected Balance      |                                 | 0.00   |                               | 0.00   |
| Avg Positive Collected Balance |                                 | 0.00   |                               | 0.00   |
| Less Reserve Requirement       | .000                            | 0.00   | .000                          | 0.00   |
| Average Investable Balance     |                                 | 0.00   |                               | 0.00   |
| Less Balance Required          |                                 | -1,525,512.96                                  |                               | -694,150.74                                  |
| Excess(Deficit) Invest Bal     |                                 | -1,525,512.96                                  |                               | -694,150.74                                  |
| Net Collected Balance Position |                                 | -1,525,512.96                                  |                               | -694,150.74                                  |
| Earnings Credit Allowance      | .278                            | 0.00   | .612                          | 0.00   |
| Total Charge For Services      |                                 | -361.16  |                               | -361.16                                      |
| Net Charge For Services        |                                 | -361.16  |                               | -361.16                                      |
| Service Charge Amount          |                                 | 361.16   |                               | 361.16                                       |

Deposit Account: 001 0000000000704346915

JAN 1 through JAN 31, 2016

| <u>Description</u>        | <u>Rate Previously Reported</u> | <u>Balance Information Previously Reported</u> | <u>Rate Adjusted Reported</u> | <u>Balance Information Adjusted Reported</u> |
|---------------------------|---------------------------------|--|-------------------------------|--|
| Average Ledger Balance    |                                 | 0.00   |                               | 0.00   |
| Less Average Float        |                                 | 0.00   |                               | 0.00   |
| Average Collected Balance |                                 | 0.00   |                               | 0.00   |



04252460780010016405

J.P.Morgan

JPMorgan Chase Bank, N.A.

Account No: 001 000000704346915

Page 10 of 10

STATE OF OHIO TREASURER OF STATE

JAN 1 through JAN 31, 2016

**Adjustment Pages****Historical Adjustment Summary**Deposit Account: 001 0000000000704346915  
JAN 1 through JAN 31, 2016

| Description                    | Rate Previously Reported | Balance Information Previously Reported | Rate Adjusted Reported | Balance Information Adjusted Reported |
|--------------------------------|--------------------------|---|------------------------|---------------------------------------|
| Avg Positive Collected Balance |                          | 0.00                                    |                        | 0.00                                  |
| Less Reserve Requirement       | .000                     | 0.00                                    | .000                   | 0.00                                  |
| Average Investable Balance     |                          | 0.00                                    |                        | 0.00                                  |
| Less Balance Required          |                          | -1,307,167.18                           |                        | -701,487.38                           |
| Excess(Deficit) Invest Bal     |                          | -1,307,167.18                           |                        | -701,487.38                           |
| Net Collected Balance Position |                          | -1,307,167.18                           |                        | -701,487.38                           |
| Earnings Credit Allowance      | .328                     | 0.00                                    | .612                   | 0.00                                  |
| Total Charge For Services      |                          | -363.98                                 |                        | -363.98                               |
| Net Charge For Services        |                          | -363.98                                 |                        | -363.98                               |
| Service Charge Amount          |                          | 363.98                                  |                        | 363.98                                |


**Rate Adjustment Detail**

DEC 1 through DEC 31, 2015

| Rate Description            | Original Rate   | Revised Rate | Impact to Earnings Allowance | Impact to Net Charge / Credit for Services |
|-----------------------------|-----------------|--------------|------------------------------|--|
| 001 DDA 0000000000704346915 |                 |              |                              |  |
| Earnings Allow Rate         | .279            | .613         | 0.00                         | 0.00                                       |
| <b>TOTAL</b>                | <b>DEC 2015</b> |              |                              | <b>0.00</b>                                |

JAN 1 through JAN 31, 2016

| Rate Description            | Original Rate   | Revised Rate | Impact to Earnings Allowance | Impact to Net Charge / Credit for Services |
|-----------------------------|-----------------|--------------|------------------------------|--|
| 001 DDA 0000000000704346915 |                 |              |                              |  |
| Earnings Allow Rate         | .329            | .613         | 0.00                         | 0.00                                       |
| <b>TOTAL</b>                | <b>JAN 2016</b> |              |                              | <b>0.00</b>                                |



# STATE BOARD OF DEPOSIT STATE OF OHIO

**Members:**

Josh Mandel, Chairman  
Treasurer of State

Mike DeWine  
Attorney General

Dave Yost  
Auditor of State

## CERTIFICATION OF THE EXPENSES OF THE STATE BOARD OF DEPOSIT

In accordance with Chapter 135.02 of the Ohio Revised Code, the undersigned, Chairman and Secretary of the State Board of Deposit of the State of Ohio, hereby certifies that the necessary expenses of the Board, which represent KeyBank banking fees for the month of January 2016, are \$60,517.96.

*Josh Mandel*  
\_\_\_\_\_  
CHAIRMAN

*Stacy Cumberland*  
\_\_\_\_\_  
SECRETARY

*February 24, 2016*  
\_\_\_\_\_  
DATE

Board of Deposit Fees: Key Bank  
January 2016

State Regular Account (1050)

| Service Code | Bank Code | Description                   | Total Units | BSA Price | Expected Total | Bank Total | Variance |
|--------------|-----------|-------------------------------|-------------|-----------|----------------|------------|----------|
| 00 00 06     | RPMDAYPL  | # POSITIVE DAYS               | 909         | \$0.00    | \$0.00         | \$0.00     | \$0.00   |
| 00 00 08     | RPMDAYOD  | # NEGATIVE DAYS               | 13          | \$0.00    | \$0.00         | \$0.00     | \$0.00   |
| 00 02 30     | DDAFDICB  | DEPOSIT ASSESSMENT            | 0           | \$0.00    | \$0.00         | \$0.00     | \$0.00   |
| 01 00 00     | DDAMAIN   | MAINTENANCE                   | 62          | \$8.00    | \$496.00       | \$496.00   | \$0.00   |
| 01 00 20     | DDAZBALD  | ZBA CONCENTRATION ACCOUNT     | 6           | \$10.00   | \$60.00        | \$60.00    | \$0.00   |
| 01 00 21     | DDAZBASB  | ZBA SUBSIDIARY ACCOUNTS       | 48          | \$5.00    | \$240.00       | \$240.00   | \$0.00   |
| 01 02 02     | DDAOLZBA  | KTT ZBA REPORT                | 1           | \$0.00    | \$0.00         | \$0.00     | \$0.00   |
| 01 03 00     | DDAPAPER  | DDA PAPER STATEMENT           | 15          | \$6.00    | \$90.00        | \$90.00    | \$0.00   |
| 01 03 07     | DDAOLDDA  | KTT CORP BANKING STATEMENT    | 115         | \$0.00    | \$0.00         | \$0.00     | \$0.00   |
| 01 03 20     | DDASTDPS  | STATEMENT DUPLICATE COPY      | 4           | \$10.00   | \$40.00        | \$40.00    | \$0.00   |
| 01 03 20     | DDASTSPC  | DDA STMT SPECIAL CUT          | 7           | \$5.00    | \$35.00        | \$35.00    | \$0.00   |
| 01 04 06     | DDAANELC  | ELECTRONIC ANALYSIS STATEMENT | 1           | \$0.00    | \$0.00         | \$0.00     | \$0.00   |
| 01 04 07     | DDAOLRPM  | KTT ANALYSIS STATEMENT        | 1           | \$0.00    | \$0.00         | \$0.00     | \$0.00   |
| 01 04 47     | DDAOL822  | KTT RPM 822 STATEMENT         | 1           | \$0.00    | \$0.00         | \$0.00     | \$0.00   |
| 05 04 00     | DDAOLLIB  | KTT LBX IMAGE BASE FEE        | 1           | \$5.00    | \$5.00         | \$5.00     | \$0.00   |
| 05 04 04     | DDAOLLBX  | KTT RECEIVABLES BASE FEE      | 1           | \$5.00    | \$5.00         | \$5.00     | \$0.00   |
| 10 00 00     | DDANBCDP  | NIGHT BAG DEPOSITED CASH      | 22000       | \$0.00    | \$11.00        | \$11.00    | \$0.00   |
| 10 00 05     | DDANTBAG  | STD NIGHT BAG FEE             | 1           | \$0.00    | \$0.00         | \$0.00     | \$0.00   |
| 10 00 15     | DDAOTCSH  | BRANCH DEPOSITED CASH         | 23707.9     | \$0.00    | \$11.86        | \$11.86    | \$0.00   |
| 10 00 44     | DDAVBCRO  | BRANCH ROLL OUT               | 102         | \$0.15    | \$15.30        | \$15.30    | \$0.00   |
| 10 01 00     | DDAVLTDP  | VAULT DEPOSITED CASH          | 146722.1    | \$0.00    | \$73.36        | \$73.36    | \$0.00   |
| 10 02 00     | DDADPBRN  | DEPOSITSBRANCH\NIGHT DROP TKT | 203         | \$0.08    | \$16.24        | \$16.24    | \$0.00   |
| 10 02 00     | DDADPKCP  | DEPOSITS KEYCAPTURE TICKET    | 494         | \$0.08    | \$39.52        | \$39.52    | \$0.00   |
| 10 02 00     | DDADPKPL  | DEPOSITS KEY CAPTURE PLUS TKT | 85          | \$0.08    | \$6.80         | \$6.80     | \$0.00   |
| 10 02 00     | DDADPVL   | DEPOSITS VAULT TICKET         | 23          | \$0.08    | \$1.84         | \$1.84     | \$0.00   |
| 10 02 10     | DDAKCPOU  | ICL ON-US                     | 15722       | \$0.03    | \$471.66       | \$471.66   | \$0.00   |
| 10 02 18     | DDAKCPDS  | ICL DIRECT SEND               | 158853      | \$0.03    | \$4,765.59     | \$4,765.59 | \$0.00   |
| 10 02 1B     | DDAITEAG  | ELECTRONIC ITEM CLEARING FEE  | 21005       | \$0.07    | \$1,470.35     | \$1,470.35 | \$0.00   |

Board of Deposit Fees: Key Bank  
January 2016

|          |          |                                |        |          |            |            |        |
|----------|----------|--------------------------------|--------|----------|------------|------------|--------|
| 10 02 22 | DDAITUOH | BRANCH PER ITEM CHARGE         | 733    | \$0.10   | \$73.30    | \$73.30    | \$0.00 |
| 10 02 18 | DDAKCPCA | ICL CLEAR AGENT                | 106296 | \$0.07   | \$7,440.72 | \$7,440.72 | \$0.00 |
| 10 04 00 | DDAVTRRT | CHECK CHARGE BACKS             | 171    | \$1.00   | \$171.00   | \$171.00   | \$0.00 |
| 10 04 02 | DDAREDEP | REDEPOSITED RETURNED           | 227    | \$1.50   | \$340.50   | \$340.50   | \$0.00 |
| 10 04 15 | DDAVTIIM | RETURN ITEM IMAGE              | 73     | \$0.50   | \$36.50    | \$36.50    | \$0.00 |
| 10 04 16 | DDAOLRIR | KTT RETURN ITEM REPORT         | 1      | \$5.00   | \$5.00     | \$5.00     | \$0.00 |
| 10 06 00 | DDARBAS3 | DEPOSIT RECON MAINTENANCE      | 1      | \$10.00  | \$10.00    | \$10.00    | \$0.00 |
| 10 06 10 | DDAARCR1 | DEPOSIT RECON PER DEPOSIT      | 39     | \$0.10   | \$3.90     | \$3.90     | \$0.00 |
| 10 99 99 | DDAKCMTH | RDC MONTHLY FEE                | 27     | \$50.00  | \$1,350.00 | \$1,350.00 | \$0.00 |
| 10 99 99 | DDAKCPMN | ICL MONTHLY FEE                | 2      | \$100.00 | \$200.00   | \$200.00   | \$0.00 |
| 10 99 99 | DDAKCSCN | RDC SCANNED ITEM               | 21005  | \$0.01   | \$210.05   | \$210.05   | \$0.00 |
| 10 99 99 | DDAKCSET | RDC SETUP FEE                  | 1      | \$50.00  | \$50.00    | \$50.00    | \$0.00 |
| 10 99 99 | DDAOLLA  | LONG-TERM IMAGE ACCESS         | 14     | \$0.00   | \$0.00     | \$0.00     | \$0.00 |
| 15 00 30 | DDAPOS1  | POSITIVE PAY MAINTENANCE       | 2      | \$0.00   | \$0.00     | \$0.00     | \$0.00 |
| 15 01 00 | DDACHECK | CHECKS/DEBITS PAID             | 1057   | \$0.05   | \$47.58    | \$47.58    | \$0.00 |
| 15 01 20 | DDAPOS1  | POSITIVE PAY PER ITEM          | 1062   | \$0.00   | \$0.00     | \$0.00     | \$0.00 |
| 15 03 22 | DDAOLRTN | POSPAY/ PYMT PROTECTION RETURN | 8      | \$0.00   | \$0.00     | \$0.00     | \$0.00 |
| 15 04 10 | DDAOLSTP | KTT STOP PAYMENT ENTRY         | 8      | \$2.50   | \$20.00    | \$20.00    | \$0.00 |
| 15 13 42 | DDAPHOTO | PHOTOCOPY PER ITEM             | 9      | \$3.00   | \$27.00    | \$27.00    | \$0.00 |
| 15 13 60 | DDACKENC | IMAGE STATEMENT DELIVERY       | 2      | \$10.00  | \$20.00    | \$20.00    | \$0.00 |
| 20 00 10 | DDARBAS1 | RECONCILIATION MAINTENANCE     | 2      | \$10.00  | \$20.00    | \$20.00    | \$0.00 |
| 20 01 10 | DDAARFL1 | RECONCILIATION PER ITEM        | 1062   | \$0.02   | \$21.24    | \$21.24    | \$0.00 |
| 20 02 01 | DDAPPTRI | ARP WEEKLY TRANS INPUT/MONTH   | 1      | \$20.00  | \$20.00    | \$20.00    | \$0.00 |
| 20 03 24 | DDARSPMA | ARP RECON PAPER REPORT         | 1      | \$10.00  | \$10.00    | \$10.00    | \$0.00 |
| 25 00 00 | DDACHMNT | ACH REVERSAL OR DELETION       | 44     | \$10.00  | \$440.00   | \$440.00   | \$0.00 |
| 25 00 00 | DDACHMTH | ACH MONTHLY FEE                | 10     | \$10.00  | \$100.00   | \$100.00   | \$0.00 |
| 25 01 00 | DDACHDR1 | ORIG ACH DR VIA DIRECT SEND    | 267568 | \$0.03   | \$6,689.21 | \$6,689.21 | \$0.00 |
| 25 01 00 | DDACHDR5 | ORIGINATED ACH DEBIT VIA KTT   | 223    | \$0.03   | \$5.58     | \$5.58     | \$0.00 |
| 25 01 00 | DDACHDR6 | ORIG ACH DR VIA KTT TRANSFER   | 2105   | \$0.03   | \$52.63    | \$52.63    | \$0.00 |
| 25 01 01 | DDACHCR1 | ORIG ACH CR VIA DIRECT SEND    | 368333 | \$0.03   | \$9,208.33 | \$9,208.33 | \$0.00 |

Board of Deposit Fees: Key Bank  
January 2016

|          |          |                                 |        |         |            |            |        |
|----------|----------|---------------------------------|--------|---------|------------|------------|--------|
| 25 01 01 | DDACHCR5 | ORIGINATED ACH CREDIT VIA KTT   | 1246   | \$0.03  | \$31.15    | \$31.15    | \$0.00 |
| 25 01 10 | DDACHMIN | ACH ITEMMIN PER FILE (<250)     | 644    | \$0.00  | \$0.00     | \$0.00     | \$0.00 |
| 25 01 20 | DDACHADD | ACH ADDENDA ORIGINATED          | 237530 | \$0.03  | \$7,125.90 | \$7,125.90 | \$0.00 |
| 25 01 40 | DDACHLFS | ORIGINATED LATE FILE SURCHARGE  | 87     | \$0.00  | \$0.00     | \$0.00     | \$0.00 |
| 25 02 00 | DDACHDR2 | INCOMING ACH DEBIT ITEM         | 39     | \$0.03  | \$0.99     | \$0.99     | \$0.00 |
| 25 02 01 | DDACHCR2 | INCOMING ACH CREDIT ITEM        | 71566  | \$0.03  | \$1,789.28 | \$1,789.28 | \$0.00 |
| 25 02 20 | DDACHRAD | ACH RECEIVED ADDENDA            | 78174  | \$0.03  | \$2,345.22 | \$2,345.22 | \$0.00 |
| 25 03 02 | DDAACRT1 | ACH RETURN ITEMS                | 2606   | \$0.50  | \$1,303.00 | \$1,303.00 | \$0.00 |
| 25 04 01 | DDACHRPT | CARNOCRTRN RPT VIA E-MAIL       | 161    | \$5.00  | \$805.00   | \$805.00   | \$0.00 |
| 25 05 01 | DDATRMS2 | ACH DATA TRANSMISSION           | 319    | \$5.00  | \$1,595.00 | \$1,595.00 | \$0.00 |
| 25 07 01 | DDAOLAEC | RTN ACH CONVERTED DRAFT RPT     | 1      | \$0.00  | \$0.00     | \$0.00     | \$0.00 |
| 25 07 01 | DDAOLAER | RTN ACH RESUBMITTED VIA ACH RPT | 1      | \$0.00  | \$0.00     | \$0.00     | \$0.00 |
| 25 07 01 | DDAOLCAR | CAR REPORT VIA KTT IR           | 1      | \$0.00  | \$0.00     | \$0.00     | \$0.00 |
| 25 10 52 | DDAEPAAD | EPA ADMIN FEE/MONTH             | 58     | \$5.00  | \$290.00   | \$290.00   | \$0.00 |
| 25 10 70 | DDACHNOC | ACH NOC                         | 6605   | \$0.50  | \$3,302.50 | \$3,302.50 | \$0.00 |
| 25 11 00 | DDAOLCHA | KTT ACH MONTHLY BASE FEE        | 1      | \$25.00 | \$25.00    | \$25.00    | \$0.00 |
| 25 11 00 | DDAOLDIR | ACH DIRECT MONTHLY MAINT        | 1      | \$25.00 | \$25.00    | \$25.00    | \$0.00 |
| 26 04 00 | DDAOLACH | ACH REPORTS                     | 1      | \$0.00  | \$0.00     | \$0.00     | \$0.00 |
| 30 00 00 | DDAEDIOR | MONTHLY EDI ORIGINATION FEE     | 2      | \$5.00  | \$10.00    | \$10.00    | \$0.00 |
| 30 02 10 | DDAEDITR | EDI TRANSLATION FEE/1000 CHARA  | 1339   | \$0.03  | \$33.48    | \$33.48    | \$0.00 |
| 30 02 25 | DDAOLEDI | KTT EDI REMITTANCE REPORT       | 1      | \$0.00  | \$0.00     | \$0.00     | \$0.00 |
| 35 01 00 | DDAOLDWR | KTT DOMESTIC REPEAT             | 21     | \$5.00  | \$105.00   | \$105.00   | \$0.00 |
| 35 01 03 | DDAOLDWN | KTT DOMESTIC NONREPEAT          | 24     | \$5.00  | \$120.00   | \$120.00   | \$0.00 |
| 35 01 12 | DDAOLILN | KTT INTERNATIONAL NONREPEAT     | 2      | \$5.00  | \$10.00    | \$10.00    | \$0.00 |
| 35 01 23 | DDAOLBKX | KTT BOOK TRANSFER ENTRY         | 1      | \$0.00  | \$0.00     | \$0.00     | \$0.00 |
| 35 03 00 | DDAFINMA | INCOMING DOMESTIC WIRE MANUAL   | 3      | \$8.00  | \$24.00    | \$24.00    | \$0.00 |
| 35 03 00 | DDAWIRE1 | INCOMING DOMESTIC WIRE STP      | 446    | \$8.00  | \$3,568.00 | \$3,568.00 | \$0.00 |
| 35 04 11 | DDAWIR19 | WIRE MAIL ADVICE FOR INCOMING   | 2      | \$5.00  | \$10.00    | \$10.00    | \$0.00 |
| 35 05 50 | DDAOLITN | KTT INTERNAL NONREPEAT          | 14     | \$3.50  | \$49.00    | \$49.00    | \$0.00 |
| 35 05 50 | DDAOLITR | KTT INTERNAL REPEAT             | 72     | \$3.50  | \$252.00   | \$252.00   | \$0.00 |

Board of Deposit Fees: Key Bank

January 2016

|          |          |                                |       |              |                    |                    |               |
|----------|----------|--------------------------------|-------|--------------|--------------------|--------------------|---------------|
| 35 06 00 | DDAOLWIR | KTT WIRE MAINTENANCE           | 1     | \$25.00      | \$25.00            | \$25.00            | \$0.00        |
| 35 40 0Z | DDAOLIW  | KTT INCOMING/OUTGOING WIRERPT  | 1     | \$0.00       | \$0.00             | \$0.00             | \$0.00        |
| 40 00 12 | DDAOLBAI | KTT BAI2 PREVIOUS DAY FILE     | 1     | \$5.00       | \$5.00             | \$5.00             | \$0.00        |
| 40 00 15 | DDAOLIBA | KTT BAI2 INTRADAY FILE         | 1     | \$5.00       | \$5.00             | \$5.00             | \$0.00        |
| 40 00 52 | DDAOLPDA | KTT PREVIOUS DAY REPORT        | 115   | \$0.00       | \$0.00             | \$0.00             | \$0.00        |
| 40 00 55 | DDAOLIDA | KTT INTRADAY REPORT            | 114   | \$0.00       | \$0.00             | \$0.00             | \$0.00        |
| 40 01 10 | DDAOLXAC | BAI FILE TRANSFER PER ACCT     | 140   | \$5.00       | \$700.00           | \$700.00           | \$0.00        |
| 40 01 10 | DDAOLXBA | BAI PER FILE TRANSFER FEE      | 59    | \$5.00       | \$295.00           | \$295.00           | \$0.00        |
| 40 01 10 | DDAOLXIT | BAI FILE XFER PER DETAIL       | 82823 | \$0.02       | \$1,242.35         | \$1,242.35         | \$0.00        |
| 40 02 10 | DDAOLMGT | KTT ACCOUNT MANAGEMENT ACCESS  | 1     | \$25.00      | \$25.00            | \$25.00            | \$0.00        |
| 40 02 71 | DDAOLITM | KTT PREVIOUS DAY DETAIL ITEMS  | 78566 | \$0.02       | \$1,178.49         | \$1,178.49         | \$0.00        |
| 40 02 74 | DDAOLIRD | KTT INTRADAY DETAIL ITEMS      | 73444 | \$0.02       | \$1,101.66         | \$1,101.66         | \$0.00        |
| 45 04 03 | DDAOLAIS | AIS DAILY SWEEPREPORT          | 1     | \$0.00       | \$0.00             | \$0.00             | \$0.00        |
| 45 04 03 | DDAOLCSW | KTT CREDIT SWEEP REPORT        | 1     | \$0.00       | \$0.00             | \$0.00             | \$0.00        |
| 45 04 03 | DDAOLLIQ | CREDIT SWEEP DAILY REPORT-LIQ  | 1     | \$0.00       | \$0.00             | \$0.00             | \$0.00        |
| 45 04 03 | DDAOLSWP | KTT INVESTMENTS CONFIRM REPORT | 1     | \$0.00       | \$0.00             | \$0.00             | \$0.00        |
| 99 99 99 | DDAEDITM | EDI PER FILE ORIG/RECD FEE     | 19    | \$5.00       | \$95.00            | \$95.00            | \$0.00        |
| 99 99 99 | DDAOLRTA | RETURN ADVISE IMAGE INQUIRY    | 1     | \$0.00       | \$0.00             | \$0.00             | \$0.00        |
| 99 99 99 | DDAPRPBR | NEW CARD FOR THE MONTH         | 2     | \$0.00       | \$0.00             | \$0.00             | \$0.00        |
|          |          |                                |       | <b>Total</b> | <b>\$61,919.08</b> | <b>\$61,919.08</b> | <b>\$0.00</b> |

Service Fee Total


\$61,919.08

Earnings Credit Allowance

\$1,401.12

\$60,517.96





KEYBANK  
 OH-18-07-0205  
 88 EAST BROAD STREET  
 COLUMBUS, OHIO 43215

TREASURER OF STATE  
 REGULAR ACCOUNT  
 30 E BROAD ST 10<sup>TH</sup> FLOOR  
 COLUMBUS, OHIO 45216-1140

DATE: February 24, 2016  
 OFFICER: LXM3B  
 ANALYSIS PERIOD January 2016  
 KEY ACCOUNT: 14511001050

ACCOUNT ANALYSIS INVOICE

| INVOICE NUMBER                     | INVOICE DATE | PAYMENT | PAYMENT DATE | ADJUSTMENTS | OUTSTANDING INVOICE BALANCE |
|------------------------------------|--------------|---------|--------------|-------------|-----------------------------|
| 16010001091                        | 01-31-16     |         |              |             | \$ 60,517.96                |
| TOTAL OUTSTANDING INVOICE BALANCE: |              |         |              |             | \$ 60,517.96                |
| LESS TOTAL PAYMENT RECEIVED:       |              |         |              |             |                             |
| TOTAL AMOUNT DUE:                  |              |         |              |             | \$ 60,517.96                |

\*\* PLEASE MAKE TIMELY PAYMENTS ON YOUR ANALYSIS INVOICE. INVOICES WHICH ARE 60 \*\*  
 \*\* DAYS PAST DUE WILL BE DIRECT DEBITED FROM YOUR DDA ACCOUNT AND WILL INCUR A \$30 \*\*  
 \*\* PAST DUE SURCHARGE. PLEASE CONTACT OUR COMMERCIAL CLIENT SERVICE CENTER, YOUR \*\*  
 \*\* CASH MANAGEMENT SALES OFFICER, OR RELATIONSHIP MANAGER WITH ANY QUESTIONS. \*\*

---

TREASURER OF STATE OF OHIO TOTAL AMOUNT DUE \$60,517.96

ACCOUNT NUMBER: 14511001050 AMOUNT ENCLOSED: \_\_\_\_\_

MAIL PAYMENT TO: KEYBANK NATIONAL ASSOCIATION  
 ATTENTION: CANDY SCARBERRY  
 88 EAST BROAD STREET, 2<sup>ND</sup> FLOOR  
 COLUMBUS, OHIO 43125



KeyBank National Association  
 Account Analysis, OH-01-51-0632  
 4910 Tiedeman Road  
 Brooklyn, OH 44144-2309

**Account Analysis Statement**  
**January 2016**  
 Revised



\*TREASURER OF STATE  
 30 E BROAD ST  
 COLUMBUS OH 43215-3414

**Relationship Overview: \*TREASURER OF STATE**

| <b>Balance Summary</b>                           |                       |
|--|-----------------------|
| Average Ledger Balance                           | \$443,448,501.98      |
| LESS: Average Float                              | (\$21,023,314.42)     |
| Average Collected Balance                        | \$422,425,187.56      |
| Average Negative Collected Balance               | (\$49,791.04)         |
| Average Positive Collected Balance               | \$422,474,978.59      |
| LESS: Compensating Balance                       | (\$419,780,408.96)    |
| <b>Balance Available to Support Services</b>     | <b>\$2,694,569.63</b> |
| LESS: Balance Needed To Support Services         | (\$119,074,339.77)    |
| Balance Deficiency/Surplus for Eligible Services | (\$116,379,770.14)    |

| <b>Billing Information</b> |              |
|----------------------------|--------------|
| Settlement Cycle           | Monthly      |
| Payment Method             | Invoice      |
| Billing Account            | XXXXXXXX1050 |
| Days in the Month          | 31           |

| <b>Service Charge Summary</b>                |                    |
|--|--------------------|
| Service Charges Eligible for Earnings Credit | \$61,919.08        |
| LESS: Earnings Credit Allowance              | (\$1,401.12)       |
| <b>Service Charges Due</b>                   | <b>\$60,517.96</b> |

An invoice will be distributed on approximately the 15th business day of the month.

| <b>Trend Analysis<sup>^</sup></b> |                        |                           |                                       |                                    |  |                           |                        |                     |
|-----------------------------------|------------------------|---------------------------|---------------------------------------|------------------------------------|--|---------------------------|------------------------|---------------------|
| Months                            | Average Ledger Balance | Average Collected Balance | Balance Available to Support Services | Balance Needed to Support Services | Service Charges Eligible for Earnings Credit | Earnings Credit Allowance | Direct Service Charges | Service Charges Due |
| JAN                               | \$443,448,502          | \$422,425,188             | \$2,694,570                           | \$119,074,340                      | \$61,919                                     | \$1,401                   | \$0                    | \$60,518            |
| <b>YTD</b>                        | <b>\$443,448,502</b>   | <b>\$422,425,188</b>      | <b>\$2,694,570</b>                    | <b>\$119,074,340</b>               | <b>\$61,919</b>                              | <b>\$1,401</b>            | <b>\$0</b>             | <b>\$60,518</b>     |

<sup>^</sup> All numbers in this section are rounded to the nearest whole dollar

Please contact your Account Officer or the Commercial Business Banking Center at 1-800-821-2829 with questions.

Account Officer: Lara Deleone  
 Center: 3080035 SO



Relationship Overview: \*TREASURER OF STATE  
Accounts in Relationship: 62

**Accounts Analyzed<sup>A</sup>**

Non Interest Bearing Accounts

| Account Number | Account Name               | Earnings Credit Rate | Balance Needed to Support Services | Balance Available to Support Services | Service Charges Eligible for Earnings Credit | Direct Service Charges | Earnings Credit Allowance |
|----------------|----------------------------|----------------------|------------------------------------|---------------------------------------|--|------------------------|---------------------------|
| 14511001050    | *TREASURER OF STATE        | 0.62%                | \$68,988,182                       | \$308                                 | \$35,874                                     | \$0                    | \$0                       |
| 14511001100    | TREASURER OF STATE         | 0.62%                | \$929,064                          | \$2                                   | \$483  | \$0                    | \$0                       |
| 14511001225    | TREASURER OF STATE         | 0.62%                | \$423,383                          | \$0                                   | \$220  | \$0                    | \$0                       |
| 14511002439    | TREASURER OF STATE         | 0.62%                | \$399,950                          | \$0                                   | \$208  | \$0                    | \$0                       |
| 14511002447    | TREASURER OF STATE         | 0.62%                | \$35,567                           | \$0                                   | \$19   | \$0                    | \$0                       |
| 14511002454    | TREASURER OF STATE         | 0.62%                | \$37,038                           | \$0                                   | \$19   | \$0                    | \$0                       |
| 14511002462    | TREASURER OF STATE         | 0.62%                | \$37,134                           | \$0                                   | \$19   | \$0                    | \$0                       |
| 14511002470    | TREASURER OF STATE         | 0.62%                | \$541,498                          | \$0                                   | \$282  | \$0                    | \$0                       |
| 14511002488    | TREASURER OF STATE         | 0.62%                | \$7,190,801                        | \$0                                   | \$3,739                                      | \$0                    | \$0                       |
| 354511001688   | TREASURER OF STATE         | 0.62%                | \$48,221                           | \$0                                   | \$25   | \$0                    | \$0                       |
| 354511002793   | TREASURER OF STATE         | 0.62%                | \$35,192                           | \$0                                   | \$18   | \$0                    | \$0                       |
| 359681004818   | TREASURER OF STATE         | 0.62%                | \$327,280                          | \$0                                   | \$170  | \$0                    | \$0                       |
| 359681036752   | TREASURER OF STATE         | 0.62%                | \$34,615                           | \$0                                   | \$18   | \$0                    | \$0                       |
| 359681092367   | TREASURER OF STATE         | 0.62%                | \$1,196,390                        | \$0                                   | \$622  | \$0                    | \$0                       |
| 359681099438   | TREASURER OF STATE         | 0.62%                | \$44,577                           | \$0                                   | \$23   | \$0                    | \$0                       |
| 359681107165   | TREASURER OF STATE         | 0.62%                | \$15,481                           | \$120,512                             | \$8  | \$0                    | \$63                      |
| 359681113973   | TREASURER OF STATE         | 0.62%                | \$55,240                           | \$0                                   | \$29   | \$0                    | \$0                       |
| 359681120929   | TREASURER OF STATE         | 0.62%                | \$234,999                          | \$0                                   | \$122  | \$0                    | \$0                       |
| 359681120952   | TREASURER OF STATE         | 0.62%                | \$100,336                          | \$0                                   | \$52   | \$0                    | \$0                       |
| 359681129375   | TREASURER OF STATE         | 0.62%                | \$56,375                           | \$0                                   | \$29   | \$0                    | \$0                       |
| 359681130506   | TREASURER OF STATE         | 0.62%                | \$513,460                          | \$0                                   | \$267  | \$0                    | \$0                       |
| 359681147740   | TREASURER OF STATE         | 0.62%                | \$25,711                           | \$1,975                               | \$13   | \$0                    | \$1                       |
| 359681150413   | TREASURER OF STATE         | 0.62%                | \$68,785                           | \$0                                   | \$36   | \$0                    | \$0                       |
| 359681156428   | TREASURER OF STATE         | 0.62%                | \$38,894                           | \$0                                   | \$20   | \$0                    | \$0                       |
| 359681163028   | TREASURER OF STATE         | 0.62%                | \$25,346                           | \$2,108                               | \$13   | \$0                    | \$1                       |
| 359681172128   | TREASURER OF STATE         | 0.62%                | \$45,048                           | \$3,082                               | \$23   | \$0                    | \$2                       |
| 359681172136   | TREASURER OF STATE         | 0.62%                | \$25,000                           | \$1,173                               | \$13   | \$0                    | \$1                       |
| 359681177572   | TREASURER OF STATE         | 0.62%                | \$35,817                           | \$0                                   | \$19   | \$0                    | \$0                       |
| 359681181921   | TREASURER OF STATE         | 0.62%                | \$227,297                          | \$0                                   | \$118  | \$0                    | \$0                       |
| 359681183448   | TREASURER OF STATE         | 0.62%                | \$35,336                           | \$0                                   | \$18   | \$0                    | \$0                       |
| 359681197869   | TREASURER OF STATE         | 0.62%                | \$114,375                          | \$556,753                             | \$59   | \$0                    | \$290                     |
| 359681211991   | STATE OF OHIO OBM WELFARE  | 0.62%                | \$12,020,091                       | \$0                                   | \$6,250                                      | \$0                    | \$0                       |
| 359681212064   | STATE OF OHIO OBM MEDICAID | 0.62%                | \$4,033,082                        | \$0                                   | \$2,097                                      | \$0                    | \$0                       |
| 359681212072   | STATE OF OHIO OBM VENDOR   | 0.62%                | \$6,165,891                        | \$0                                   | \$3,206                                      | \$0                    | \$0                       |
| 359681237483   | TREASURER OF STATE         | 0.62%                | \$35,433                           | \$0                                   | \$18   | \$0                    | \$0                       |
| 359681237491   | TREASURER OF STATE         | 0.62%                | \$237,499                          | \$69,856                              | \$124  | \$0                    | \$36                      |
| 359681245668   | STATE OF OHIO              | 0.62%                | \$5,365,029                        | \$0                                   | \$2,790                                      | \$0                    | \$0                       |
| 359681245692   | STATE OF OHIO              | 0.62%                | \$7,978,385                        | \$0                                   | \$4,149                                      | \$0                    | \$0                       |
| 359681296968   | TREASURER OF STATE         | 0.62%                | \$38,365                           | \$56,091                              | \$20   | \$0                    | \$29                      |
| 359681318762   | STATE OF OHIO              | 0.62%                | \$46,154                           | \$0                                   | \$24   | \$0                    | \$0                       |
| 359681318788   | STATE OF OHIO              | 0.62%                | \$34,721                           | \$0                                   | \$18   | \$0                    | \$0                       |
| 359681324307   | OHIO DEPARTMENT OF         | 0.62%                | \$53,724                           | \$0                                   | \$28   | \$0                    | \$0                       |
| 359681341533   | OHIO DEPARTMENT OF         | 0.62%                | \$46,490                           | \$0                                   | \$24   | \$0                    | \$0                       |
| 359681341541   | OHIO DEPARTMENT OF         | 0.62%                | \$77,134                           | \$0                                   | \$40   | \$0                    | \$0                       |
| 359681342838   | STATE OF OHIO              | 0.62%                | \$16,106                           | \$1,882,709                           | \$8  | \$0                    | \$979                     |
| 359681362950   | TREASURER OF STATE         | 0.62%                | \$46,308                           | \$0                                   | \$24   | \$0                    | \$0                       |
| 359681362968   | TREASURER OF STATE         | 0.62%                | \$53,788                           | \$0                                   | \$28   | \$0                    | \$0                       |
| 359681367348   | TREASURER OF STATE         | 0.62%                | \$37,365                           | \$0                                   | \$19   | \$0                    | \$0                       |



# Account Analysis Statement

January 2016

Revised

Relationship Summary



Relationship Name: \*TREASURER OF STATE

| Accounts Analyzed^ - Continued |                    |                      |                                    |                                       |  |                        |                           |  |
|--------------------------------|--------------------|----------------------|------------------------------------|---------------------------------------|--|------------------------|---------------------------|--|
| Account Number                 | Account Name       | Earnings Credit Rate | Balance Needed to Support Services | Balance Available to Support Services | Service Charges Eligible for Earnings Credit | Direct Service Charges | Earnings Credit Allowance |  |
| 359681367355                   | TREASURER OF STATE | 0.62%                | \$35,250                           | \$0                                   | \$18   | \$0                    | \$0                       |  |
| 359681367363                   | TREASURER OF STATE | 0.62%                | \$38,067                           | \$0                                   | \$20   | \$0                    | \$0                       |  |
| 359681375382                   | TREASURER OF STATE | 0.62%                | \$35,038                           | \$0                                   | \$18   | \$0                    | \$0                       |  |
| 359681395919                   | STATE OF OHIO DAS  | 0.62%                | \$34,615                           | \$0                                   | \$18   | \$0                    | \$0                       |  |
| 359681398533                   | TREASURER OF STATE | 0.62%                | \$62,644                           | \$0                                   | \$33   | \$0                    | \$0                       |  |
| 359681398541                   | TREASURER OF STATE | 0.62%                | \$34,933                           | \$0                                   | \$18   | \$0                    | \$0                       |  |
| 359681409090                   | TREASURER OF STATE | 0.62%                | \$46,154                           | \$0                                   | \$24   | \$0                    | \$0                       |  |
| 359681409108                   | TREASURER OF STATE | 0.62%                | \$35,250                           | \$0                                   | \$18   | \$0                    | \$0                       |  |
| 359681415592                   | TREASURER OF STATE | 0.62%                | \$340,047                          | \$0                                   | \$177  | \$0                    | \$0                       |  |
| Sub Total                      |                    |                      | \$118,833,956                      | \$2,694,570                           | \$61,794                                     | \$0                    | \$1,401                   |  |
| Interest Bearing Accounts      |                    |                      |                                    |                                       |  |                        |                           |  |
| Account Number                 | Account Name       | Earnings Credit Rate | Balance Needed to Support Services | Balance Available to Support Services | Service Charges Eligible for Earnings Credit | Direct Service Charges | Earnings Credit Allowance |  |
| 359681260766                   | TREASURER OF STATE | 0.62%                | \$44,231                           | \$0                                   | \$23   | \$0                    | \$0                       |  |
| 359681261657                   | TREASURER OF STATE | 0.62%                | \$44,231                           | \$0                                   | \$23   | \$0                    | \$0                       |  |
| 359681261665                   | TREASURER OF STATE | 0.62%                | \$44,231                           | \$0                                   | \$23   | \$0                    | \$0                       |  |
| 359683018600                   | TREASURER OF STATE | 0.62%                | \$56,731                           | \$0                                   | \$30   | \$0                    | \$0                       |  |
| 359683035281                   | TREASURER OF STATE | 0.62%                | \$50,961                           | \$0                                   | \$27   | \$0                    | \$0                       |  |
| Sub Total                      |                    |                      | \$240,384                          | \$0                                   | \$125  | \$0                    | \$0                       |  |
| Total                          |                    |                      | \$119,074,340                      | \$2,694,570                           | \$61,919                                     | \$0                    | \$1,401                   |  |

^ All numbers in this section are rounded to the nearest whole dollar

\* Notes the billing account for the relationship

| Service Activity Summary |                                     |                       |
|--------------------------|-------------------------------------|-----------------------|
| Service Codes            | Services                            | Total Service Charges |
| AFP00                    | Balance & Compensation Information  | \$0.00                |
| AFP01                    | General Account Services            | \$961.00              |
| AFP05                    | Lockbox Services                    | \$10.00               |
| AFP10                    | Depository Services                 | \$16,774.49           |
| AFP15                    | Paper Disbursement Services         | \$114.58              |
| AFP20                    | Paper Disb. Reconciliation Services | \$71.24               |
| AFP25                    | General ACH Services                | \$35,133.79           |
| AFP26                    | ACH Concentration Services          | \$0.00                |
| AFP30                    | EDI Payment Services                | \$43.48               |
| AFP35                    | Wire and Other Funds Xfer Services  | \$4,163.00            |
| AFP40                    | Information Services                | \$4,552.50            |
| AFP45                    | Investment/Custody Services         | \$0.00                |
| AFP99                    | Undefined Services                  | \$95.00               |
| Total                    |                                     | \$61,919.08           |



# Account Analysis Statement

January 2016

Revised

Relationship Summary



Relationship Name: \*TREASURER OF STATE

| Service Activity Details |                                    |            |            |                       |                                    |
|--------------------------|------------------------------------|------------|------------|-----------------------|------------------------------------|
| Service Codes            | Services                           | Quantity   | Unit Price | Total Service Charges | Balance Needed To Support Services |
| 00                       | Balance & Compensation Information |            |            |                       |                                    |
| 00 02 30                 | Deposit Assessment                 |            |            | \$0.00                | \$0.00                             |
|                          | AFP00 TOTAL                        |            |            | \$0.00                | \$0.00                             |
| 01                       | General Account Services           |            |            |                       |                                    |
| 01 00 00                 | Maintenance                        | 62         | \$8.00     | \$496.00              | \$953,842.72                       |
| 01 00 20                 | ZBA Concentration Account          | 6          | \$10.00    | \$60.00               | \$115,384.20                       |
| 01 00 21                 | ZBA Subsidiary Accounts            | 48         | \$5.00     | \$240.00              | \$461,536.80                       |
| 01 02 02                 | KTT ZBA Report                     | 1          | \$0.00     | \$0.00                | \$0.00                             |
| 01 03 00                 | DDA Paper Statement                | 15         | \$6.00     | \$90.00               | \$173,076.30                       |
| 01 03 07                 | KTT Corp Banking Statement         | 115        | \$0.00     | \$0.00                | \$0.00                             |
| 01 03 20                 | DDA Stmt Special Cut               | 7          | \$5.00     | \$35.00               | \$67,307.45                        |
| 01 03 20                 | Statement Duplicate Copy           | 4          | \$10.00    | \$40.00               | \$76,922.80                        |
| 01 04 06                 | Electronic Analysis Statement      | 1          | \$0.00     | \$0.00                | \$0.00                             |
| 01 04 07                 | KTT Analysis Statement             | 1          | \$0.00     | \$0.00                | \$0.00                             |
| 01 04 47                 | KTT RPM 822 Statement              | 1          | \$0.00     | \$0.00                | \$0.00                             |
|                          | AFP01 TOTAL                        |            |            | \$961.00              | \$1,848,070.27                     |
| 05                       | Lockbox Services                   |            |            |                       |                                    |
| 05 04 00                 | KTT LBX Image Base Fee             | 1          | \$5.00     | \$5.00                | \$9,615.35                         |
| 05 04 04                 | KTT Receivables Base Fee           | 1          | \$5.00     | \$5.00                | \$9,615.35                         |
|                          | AFP05 TOTAL                        |            |            | \$10.00               | \$19,230.70                        |
| 10                       | Depository Services                |            |            |                       |                                    |
| 10 00 00                 | Night Bag Deposited Cash           | 22,000     | \$0.0005   | \$11.00               | \$21,153.77                        |
| 10 00 05                 | Std Night Bag Fee                  | 1          | \$0.00     | \$0.00                | \$0.00                             |
| 10 00 15                 | Branch Deposited Cash              | 23,707.85  | \$0.0005   | \$11.86               | \$22,795.91                        |
| 10 00 44                 | Branch Roll Out                    | 102        | \$0.15     | \$15.30               | \$29,422.97                        |
| 10 01 00                 | Vault Deposited Cash               | 146,722.08 | \$0.0005   | \$73.36               | \$141,078.41                       |
| 10 02 1B                 | ICL Clear Agent                    | 106,296    | \$0.07     | \$7,440.72            | \$14,309,025.41                    |
| 10 02 00                 | Deposits Branch\Night Drop Tkt     | 203        | \$0.08     | \$16.24               | \$31,230.62                        |
| 10 02 00                 | Deposits Key Capture Plus Tkt      | 85         | \$0.08     | \$6.80                | \$13,076.87                        |
| 10 02 00                 | Deposits Key Capture Ticket        | 494        | \$0.08     | \$39.52               | \$75,999.72                        |
| 10 02 00                 | Deposits Vault Ticket              | 23         | \$0.08     | \$1.84                | \$3,538.44                         |
| 10 02 1B                 | Electronic Item Clearing Fee       | 21,005     | \$0.07     | \$1,470.35            | \$2,827,585.97                     |
| 10 02 10                 | ICL On-Us                          | 15,722     | \$0.03     | \$471.66              | \$907,035.19                       |
| 10 02 18                 | ICL Direct Send                    | 158,853    | \$0.03     | \$4,765.59            | \$9,164,563.16                     |
| 10 02 2Z                 | Branch Per Item Charge             | 733        | \$0.10     | \$73.30               | \$140,961.00                       |
| 10 04 00                 | Check Charge Backs                 | 171        | \$1.00     | \$171.00              | \$328,844.97                       |
| 10 04 02                 | Redeposited Returned               | 227        | \$1.50     | \$340.50              | \$654,805.33                       |
| 10 04 15                 | Return Item Image                  | 73         | \$0.50     | \$36.50               | \$70,192.05                        |
| 10 04 16                 | KTT Return Item Report             | 1          | \$5.00     | \$5.00                | \$9,615.35                         |
| 10 06 00                 | Deposit Recon Maintenance          | 1          | \$10.00    | \$10.00               | \$19,230.70                        |
| 10 06 10                 | Deposit Recon Per Deposit          | 39         | \$0.10     | \$3.90                | \$7,499.97                         |
| 10 99 99                 | ICL Monthly Fee                    | 2          | \$100.00   | \$200.00              | \$384,614.00                       |
| 10 99 99                 | Long-Term Image Access             | 14         | \$0.00     | \$0.00                | \$0.00                             |
| 10 99 99                 | RDC Monthly Fee                    | 27         | \$50.00    | \$1,350.00            | \$2,596,144.50                     |
| 10 99 99                 | RDC Scanned Item                   | 21,005     | \$0.01     | \$210.05              | \$403,940.85                       |



# Account Analysis Statement

January 2016

Revised

Relationship Summary



Relationship Name: \*TREASURER OF STATE

| Service Activity Details - Continued |                                     |          |            |                       |                                    |
|--------------------------------------|-------------------------------------|----------|------------|-----------------------|------------------------------------|
| Service Codes                        | Services                            | Quantity | Unit Price | Total Service Charges | Balance Needed To Support Services |
| 10 99 99                             | RDC Setup Fee                       | 1        | \$50.00    | \$50.00               | \$96,153.50                        |
|                                      | AFP10 TOTAL                         |          |            | \$16,774.49           | \$32,258,508.66                    |
| 15                                   | Paper Disbursement Services         |          |            |                       |                                    |
| 15 00 30                             | Positive Pay Maintenance            | 2        | \$0.00     | \$0.00                | \$0.00                             |
| 15 01 00                             | Checks/Debits Paid                  | 1,057    | \$0.045    | \$47.58               | \$91,470.80                        |
| 15 01 20                             | Positive Pay Per Item               | 1,062    | \$0.00     | \$0.00                | \$0.00                             |
| 15 03 22                             | Pospay/ Pymt Protection Return      | 8        | \$0.00     | \$0.00                | \$0.00                             |
| 15 04 10                             | KTT Stop Payment Entry              | 8        | \$2.50     | \$20.00               | \$38,461.40                        |
| 15 13 42                             | Photocopy Per Item                  | 9        | \$3.00     | \$27.00               | \$51,922.89                        |
| 15 13 60                             | Image Statement Delivery            | 2        | \$10.00    | \$20.00               | \$38,461.40                        |
|                                      | AFP15 TOTAL                         |          |            | \$114.58              | \$220,316.49                       |
| 20                                   | Paper Disb. Reconciliation Services |          |            |                       |                                    |
| 20 00 10                             | Reconciliation Maintenance          | 2        | \$10.00    | \$20.00               | \$38,461.40                        |
| 20 01 10                             | Reconciliation Per Item             | 1,062    | \$0.02     | \$21.24               | \$40,845.99                        |
| 20 02 01                             | ARP Weekly Trans Input/Month        | 1        | \$20.00    | \$20.00               | \$38,461.40                        |
| 20 03 24                             | ARP Recon Paper Report              | 1        | \$10.00    | \$10.00               | \$19,230.70                        |
|                                      | AFP20 TOTAL                         |          |            | \$71.24               | \$136,999.49                       |
| 25                                   | General ACH Services                |          |            |                       |                                    |
| 25 00 00                             | ACH Monthly Fee                     | 10       | \$10.00    | \$100.00              | \$192,307.00                       |
| 25 00 00                             | ACH Reversal Or Deletion            | 44       | \$10.00    | \$440.00              | \$846,150.80                       |
| 25 01 00                             | Orig ACH Dr Via Direct Send         | 267,568  | \$0.025    | \$6,689.21            | \$12,863,799.83                    |
| 25 01 00                             | Orig ACH Dr Via KTT Transfer        | 2,105    | \$0.025    | \$52.63               | \$101,201.55                       |
| 25 01 00                             | Originated ACH Debit Via KTT        | 223      | \$0.025    | \$5.58                | \$10,721.11                        |
| 25 01 01                             | Orig ACH Cr Via Direct Send         | 368,333  | \$0.025    | \$9,208.33            | \$17,708,253.54                    |
| 25 01 01                             | Originated ACH Credit Via KTT       | 1,246    | \$0.025    | \$31.15               | \$59,903.63                        |
| 25 01 10                             | ACH Item Min Per File (<250)        | 644      | \$0.00     | \$0.00                | \$0.00                             |
| 25 01 20                             | ACH Addenda Originated              | 237,530  | \$0.03     | \$7,125.90            | \$13,703,604.48                    |
| 25 01 40                             | Originated Late File Surcharge      | 87       | \$0.00     | \$0.00                | \$0.00                             |
| 25 02 00                             | Incoming ACH Debit Item             | 39       | \$0.025    | \$0.99                | \$1,874.97                         |
| 25 02 01                             | Incoming ACH Credit Item            | 71,566   | \$0.025    | \$1,789.28            | \$3,440,660.48                     |
| 25 02 20                             | ACH Received Addenda                | 78,174   | \$0.03     | \$2,345.22            | \$4,510,022.12                     |
| 25 03 02                             | ACH Return Items                    | 2,606    | \$0.50     | \$1,303.00            | \$2,505,760.16                     |
| 25 04 01                             | CAR, Noc, Rtn Rpt Via E-Mail        | 161      | \$5.00     | \$805.00              | \$1,548,071.35                     |
| 25 05 01                             | ACH Data Transmission               | 319      | \$5.00     | \$1,595.00            | \$3,067,296.65                     |
| 25 07 01                             | CAR Report Via KTT IR               | 1        | \$0.00     | \$0.00                | \$0.00                             |
| 25 07 01                             | Rtn ACH Converted Draft Rpt         | 1        | \$0.00     | \$0.00                | \$0.00                             |
| 25 07 01                             | Rtn ACH Resubmitted Via ACH Rpt     | 1        | \$0.00     | \$0.00                | \$0.00                             |
| 25 10 52                             | EPA Admin Fee/Month                 | 58       | \$5.00     | \$290.00              | \$557,690.30                       |
| 25 10 70                             | ACH Noc                             | 6,605    | \$0.50     | \$3,302.50            | \$6,350,938.65                     |
| 25 11 00                             | ACH Direct Monthly Maint            | 1        | \$25.00    | \$25.00               | \$48,076.75                        |
| 25 11 00                             | KTT ACH Monthly Base Fee            | 1        | \$25.00    | \$25.00               | \$48,076.75                        |
|                                      | AFP25 TOTAL                         |          |            | \$35,133.79           | \$67,564,410.12                    |
| 26                                   | ACH Concentration Services          |          |            |                       |                                    |



# Account Analysis Statement

January 2016

Revised

Relationship Summary



Relationship Name: \*TREASURER OF STATE

## Service Activity Details - Continued

| Service Codes | Services                           | Quantity | Unit Price | Total Service Charges | Balance Needed To Support Services |
|---------------|------------------------------------|----------|------------|-----------------------|------------------------------------|
| 26 04 00      | ACH Reports                        | 1        | \$0.00     | \$0.00                | \$0.00                             |
|               | AFP26 TOTAL                        |          |            | \$0.00                | \$0.00                             |
| 30            | EDI Payment Services               |          |            |                       |                                    |
| 30 00 00      | Monthly EDI Origination Fee        | 2        | \$5.00     | \$10.00               | \$19,230.70                        |
| 30 02 10      | EDI Translation Fee/1000 Chara     | 1,339    | \$0.025    | \$33.48               | \$64,374.76                        |
| 30 02 25      | KTT EDI Remittance Report          | 1        | \$0.00     | \$0.00                | \$0.00                             |
|               | AFP30 TOTAL                        |          |            | \$43.48               | \$83,605.46                        |
| 35            | Wire and Other Funds Xfer Services |          |            |                       |                                    |
| 35 01 00      | KTT Domestic Repeat                | 21       | \$5.00     | \$105.00              | \$201,922.35                       |
| 35 01 03      | KTT Domestic Nonrepeat             | 24       | \$5.00     | \$120.00              | \$230,768.40                       |
| 35 01 12      | KTT International Nonrepeat        | 2        | \$5.00     | \$10.00               | \$19,230.70                        |
| 35 01 23      | KTT Book Transfer Entry            | 1        | \$0.00     | \$0.00                | \$0.00                             |
| 35 03 00      | Incoming Domestic Wire Manual      | 3        | \$8.00     | \$24.00               | \$46,153.68                        |
| 35 03 00      | Incoming Domestic Wire Stp         | 446      | \$8.00     | \$3,568.00            | \$6,861,513.76                     |
| 35 04 11      | Wire Mail Advice For Incoming      | 2        | \$5.00     | \$10.00               | \$19,230.70                        |
| 35 05 50      | KTT Internal Nonrepeat             | 14       | \$3.50     | \$49.00               | \$94,230.42                        |
| 35 05 50      | KTT Internal Repeat                | 72       | \$3.50     | \$252.00              | \$484,613.63                       |
| 35 06 00      | KTT Wire Maintenance               | 1        | \$25.00    | \$25.00               | \$48,076.75                        |
| 35 40 0Z      | KTT Incoming/Outgoing Wire Rpt     | 1        | \$0.00     | \$0.00                | \$0.00                             |
|               | AFP35 TOTAL                        |          |            | \$4,163.00            | \$8,005,740.39                     |
| 40            | Information Services               |          |            |                       |                                    |
| 40 00 12      | KTT BAI2 Previous Day File         | 1        | \$5.00     | \$5.00                | \$9,615.35                         |
| 40 00 15      | KTT BAI2 Intraday File             | 1        | \$5.00     | \$5.00                | \$9,615.35                         |
| 40 00 52      | KTT Previous Day Report            | 115      | \$0.00     | \$0.00                | \$0.00                             |
| 40 00 55      | KTT Intraday Report                | 114      | \$0.00     | \$0.00                | \$0.00                             |
| 40 01 10      | BAI File Transfer Per Acct         | 140      | \$5.00     | \$700.00              | \$1,346,149.00                     |
| 40 01 10      | BAI File Xfer Per Detail           | 82,823   | \$0.015    | \$1,242.35            | \$2,389,116.39                     |
| 40 01 10      | BAI Per File Transfer Fee          | 59       | \$5.00     | \$295.00              | \$567,305.65                       |
| 40 02 10      | KTT Account Management Access      | 1        | \$25.00    | \$25.00               | \$48,076.75                        |
| 40 02 71      | KTT Previous Day Detail Items      | 78,566   | \$0.015    | \$1,178.49            | \$2,266,318.76                     |
| 40 02 74      | KTT Intraday Detail Items          | 73,444   | \$0.015    | \$1,101.66            | \$2,118,569.29                     |
|               | AFP40 TOTAL                        |          |            | \$4,552.50            | \$8,754,766.54                     |
| 45            | Investment/Custody Services        |          |            |                       |                                    |
| 45 04 03      | Ais Daily Sweep Report             | 1        | \$0.00     | \$0.00                | \$0.00                             |
| 45 04 03      | Credit Sweep Daily Report-Liq      | 1        | \$0.00     | \$0.00                | \$0.00                             |
| 45 04 03      | KTT Credit Sweep Report            | 1        | \$0.00     | \$0.00                | \$0.00                             |
| 45 04 03      | KTT Investments Confirm Report     | 1        | \$0.00     | \$0.00                | \$0.00                             |
|               | AFP45 TOTAL                        |          |            | \$0.00                | \$0.00                             |
| 99            | Undefined Services                 |          |            |                       |                                    |
| 99 99 99      | EDI Per File Orig/Recd Fee         | 19       | \$5.00     | \$95.00               | \$182,691.65                       |
| 99 99 99      | New Card For The Month             | 2        | \$0.00     | \$0.00                | \$0.00                             |



KeyBank National Association  
0101

**Account Analysis Statement**  
**January 2016**  
**Revised**




Relationship Summary

Relationship Name: \*TREASURER OF STATE

| <b>Service Activity Details - Continued</b> |                             |                 |                   |                              |   |
|---|-----------------------------|-----------------|-------------------|------------------------------|---|
| <i>Service Codes</i>                        | <i>Services</i>             | <i>Quantity</i> | <i>Unit Price</i> | <i>Total Service Charges</i> | <i>Balance Needed To Support Services</i> |
| 99 99 99                                    | Return Advice Image Inquiry | 1               | \$0.00            | \$0.00                       | \$0.00                                    |
|   | AFP99 TOTAL                 |                 |                   | \$95.00                      | \$182,691.65                              |
|   | Total                       |                 |                   | \$61,919.08                  | \$119,074,339.77                          |





# STATE BOARD OF DEPOSIT STATE OF OHIO

**Members:**

Josh Mandel, Chairman  
Treasurer of State  
Mike DeWine  
Attorney General  
Dave Yost  
Auditor of State

## CERTIFICATION OF THE EXPENSES OF THE STATE BOARD OF DEPOSIT

In accordance with Chapter 135.02 of the Ohio Revised Code, the undersigned, Chairman and Secretary of the State Board of Deposit of the State of Ohio, hereby certifies that the necessary expenses of the Board, which represent KeyBank trust banking fees for January 2016, are \$8,751.77.

*Josh Mandel*

CHAIRMAN

*Stacey Cumberlander*

SECRETARY

*February 24, 2016*

DATE



Revenue Administration  
 OH-01-49-0353  
 4900 Tiedeman Road  
 Brooklyn, OH 44144

**Fee Invoice**  
 STATE OF OH-REGULAR INVE 0900160  
 Services Provided for the Period: 12/31/2015 - 01/31/2016

TREASURER OF STATE  
 ATN: FISCAL OFFICE  
 30 EAST BROAD ST 10TH FLOOR  
 COLUMBUS OH 43215-3414

STATE OF OH-REGULAR INVE AGENT FOR

Invoice Reference No: 0000MUWJJC000

Billing Account Number: 0900160

Invoice Date: 02/08/2016

Payment Due Date: 03/09/2016

**Invoice for Services and Expenses**

| Amount Due                             | Expense          |               |         | Total            |
|--|------------------|---------------|---------|------------------|
|  | Service Charges  | Disbursements | Refunds |                  |
| Outstanding Balance from Prior Invoice | 25,516.75        | 0.00          | 0.00    | 25,516.75        |
| Current Fees for Services and Expenses | 8,759.77         | 0.00          | 8.00    | 8,751.77         |
| Less Fee Collections                   | 8,438.30         | 0.00          | 0.00    | 8,438.30         |
| <b>Please Pay this Amount</b>          | <b>25,838.22</b> | <b>0.00</b>   |         | <b>25,830.22</b> |

**How to Contact Us:**

**Relationship Manager**  
 THOR G HARALDSSON  
 216-689-3675  
 216-370-4071  
 THOR\_G\_HARALDSSON@KEYBANK.COM

**Make check payable to:**

KeyBank  
 Revenue Administration  
 PO Box 74543  
 Cleveland, Ohio 44194-4543

Please include account number and invoice  
 reference number on your check

Invoice  
 Return to KeyBank

001-02082016-000001





Revenue Administration  
OH-01-49-0353  
4900 Tiedeman Road  
Brooklyn, OH 44144

**Fee Invoice**

STATE OF OH-REGULAR INVE 0900160  
Services Provided for the Period: 12/31/2015 - 01/31/2016

TREASURER OF STATE  
ATN: FISCAL OFFICE  
30 EAST BROAD ST 10TH FLOOR  
COLUMBUS OH 43215-3414

STATE OF OH-REGULAR INVE AGENT FOR

Invoice Reference No: 0000MUWJC000

Billing Account Number: 0900160

Invoice Date: 02/08/2016

Payment Due Date: 03/09/2016

**Services for the Following Accounts/Portfolios**

| Portfolio Number                           | Name of Portfolio                        | Market Value for Fee Purposes |
|--|--|-------------------------------|
| 0900160.1                                  | STATE OF OH-REGULAR INVEST-REG PRI USD   | 3,945,314.157                 |
| 0900160.2                                  | STATE OF OH-REGULAR INVEST CORP PRI USD  | 612,049.172                   |
| 0900160.4                                  | STATE OF OH-REGULAR CORE PRI USD         | 2,594,170.274                 |
| 0900160.5                                  | STATE OF OHIO-REGULAR INVT-TRES PRI USD  | 1,356,619.150                 |
| 0900160.6                                  | STATE OF OH-STRUCTURED INVT MISC PRI USD | 434,909.856                   |
| 0900160.8                                  | STATE OF OH-OLC MEGA MILLIONS PRI USD    | 121,457.607                   |
| <b>Total Market Value for Fee Purposes</b> |  | <b>9,064,520,216</b>          |

**Invoice for Services and Expenses**

| Amount Due                             | Service Charges  | Disbursements | Expense     | Fee Refunds | Total            |
|--|------------------|---------------|-------------|-------------|------------------|
| Outstanding Balance from Prior Invoice | 25,516.75        |               | 0.00        | 0.00        | 25,516.75        |
| Current Fees for Services and Expenses | 8,759.77         |               | 0.00        | 8.00        | 8,751.77         |
| Less Fee Collections                   | 8,438.30         |               | 0.00        | 0.00        | 8,438.30         |
| <b>Please Pay this Amount</b>          | <b>25,838.22</b> |               | <b>0.00</b> |             | <b>25,838.22</b> |

**How to Contact Us:**

**Relationship Manager**  
THOR G HARALDSSON  
216-689-3675  
216-370-4071  
THOR\_G\_HARALDSSON@KEYBANK.COM

**Make check payable to:**

KeyBank  
Revenue Administration  
PO Box 74543  
Cleveland, Ohio 44194-4543

Please include account number and invoice reference number on your check





**Fee Invoice**  
 STATE OF OH-REGULAR INVE 0900160  
 Services Provided for the Period: 12/31/2015 - 01/31/2016

**Invoice for Service and Expenses**

Invoice Reference No: 0000MUWJ0000      Billing Account Number: 0900160      Invoice Date: 02/08/2016      Payment Due Date: 03/09/2016

**Summary of Current Charges and Expenses**

Base Currency: USD

**Summary by Type**

| Fee Type Description                      | Quantity      | Service Charges | Disbursements | Expense     | Total           |
|---|---------------|-----------------|---------------|-------------|-----------------|
| Account Maintenance                       | 9,064,520.216 | 7,553.77        |               | 0.00        | 7,553.77        |
| Depository Eligible Trades - \$4          | 108           | 432.00          |               | 0.00        | 432.00          |
| Depository Ineligible Trades - \$18       | 43            | 774.00          |               | 0.00        | 774.00          |
| <b>Total Current Charges and Expenses</b> |               | <b>8,759.77</b> |               | <b>0.00</b> | <b>8,759.77</b> |

**Refunds and Reimbursements**

Base Currency: USD

| Description   | Date       | Total        |
|---|------------|--------------|
| 1 Position Held in Multiple Registrations @ \$4.00Ea\0900160.6A | 02/03/2016 | -4.00        |
| 1 Position Held in Multiple Registrations @ \$4.00Ea\0900160.2A | 02/03/2016 | -4.00        |
| <b>Total Refunds and Reimbursements</b>                         |            | <b>-8.00</b> |





Fee Invoice

STATE OF OH-REGULAR INVE 0900160  
Services Provided for the Period: 12/31/2015 - 01/31/2016

Invoice for Service and Expenses

Invoice Reference No: 0000MUWJC000 Billing Account Number: 0900160 Invoice Date: 02/08/2016 Payment Due Date: 03/09/2016

Summary of Current Charges and Expenses

Base Currency: USD

Summary by Account/Portfolio Detail

| Portfolio Number                          | Name of Portfolio                        | Service Charges | Expense Disbursements | Total           |
|---|--|-----------------|-----------------------|-----------------|
| 0900160.1                                 | STATE OF OH-REGULAR INVEST-REG PRI USD   | 4,373.77        | 0.00                  | 4,373.77        |
| 0900160.2                                 | STATE OF OH-REGULAR INVEST CORP PRI USD  | 522.05          | 0.00                  | 522.05          |
| 0900160.4                                 | STATE OF OH-REGULAR CORE PRI USD         | 2,225.81        | 0.00                  | 2,225.81        |
| 0900160.5                                 | STATE OF OHIO-REGULAR INVT-TRES PRI USD  | 1,146.51        | 0.00                  | 1,146.51        |
| 0900160.6                                 | STATE OF OH-STRUCTURED INVT MISC PRI USD | 390.42          | 0.00                  | 390.42          |
| 0900160.8                                 | STATE OF OH-OIC MEGA MILLIONS PRI USD    | 101.21          | 0.00                  | 101.21          |
| <b>Total Current Charges and Expenses</b> |  | <b>8,759.77</b> | <b>0.00</b>           | <b>8,759.77</b> |

Refunds and Reimbursements

Base Currency: USD

| Portfolio Number                        | Name of Portfolio                      | Date       | Total        |
|---|--|------------|--------------|
| 0900160.1                               | STATE OF OH-REGULAR INVEST-REG PRI USD | 02/03/2016 | -4.00        |
| 0900160.1                               | STATE OF OH-REGULAR INVEST-REG PRI USD | 02/03/2016 | -4.00        |
| <b>Total Refunds and Reimbursements</b> |  |            | <b>-8.00</b> |



**Invoice for Service and Expenses**

Invoice Reference No: 0000MUWJC000      Billing Account Number: 0900160      Invoice Date: 02/08/2016      Payment Due Date: 03/09/2016

**Summary of Current Charges and Expenses**

Base Currency: USD

**Account Maintenance**

**Allocation of Fee to Portfolios**

| Portfolio Number                | Name of Portfolio                        | Quantity      | Rate    | Charge Breakpoint | Quantity      | Estimated Annual Fee |
|---------------------------------|--|---------------|---------|-------------------|---------------|----------------------|
| 0900160.1                       | STATE OF OH-REGULAR INVEST-REG PRI USD   | 3,945,314,157 | 0.00001 | 1,000             | 1,000         | 0.01                 |
| 0900160.2                       | STATE OF OH-REGULAR INVEST CORP PRI USD  | 612,049,172   | 0.00001 | 0                 | 9,064,519,216 | 90,645.19            |
| 0900160.4                       | STATE OF OH-REGULAR CORE PRI USD         | 2,594,170,274 |         | 1,000             | 9,064,520,216 | 90,645.20            |
| 0900160.5                       | STATE OF OHIO-REGULAR INVT-TRES PRI USD  | 1,356,619,150 |         |                   |               |                      |
| 0900160.6                       | STATE OF OH-STRUCTURED INVT MISC PRI USD | 434,909,856   |         |                   |               |                      |
| 0900160.8                       | STATE OF OH-OLC MEGA MILLIONS PRI USD    | 121,457,607   |         |                   |               |                      |
| <b>Total Fee for the Period</b> |  |               |         |                   |               | <b>7,553.77</b>      |

**Fee Calculations**

Fee Period: 12/31/2015 to 01/31/2016

**Depository Eligible Trades - \$4**

**Allocation of Fee to Portfolios**

| Portfolio Number                | Name of Portfolio                        | Quantity | Rate | Charge Breakpoint | Quantity | Estimated Annual Fee |
|---------------------------------|--|----------|------|-------------------|----------|----------------------|
| 0900160.1                       | STATE OF OH-REGULAR INVEST-REG PRI USD   | 78       | 4    | 0                 | 108      | 432.00               |
| 0900160.2                       | STATE OF OH-REGULAR INVEST CORP PRI USD  | 3        |      | 0                 | 108      | 432.00               |
| 0900160.4                       | STATE OF OH-REGULAR CORE PRI USD         | 16       |      |                   |          |                      |
| 0900160.5                       | STATE OF OHIO-REGULAR INVT-TRES PRI USD  | 4        |      |                   |          |                      |
| 0900160.6                       | STATE OF OH-STRUCTURED INVT MISC PRI USD | 7        |      |                   |          |                      |
| <b>Total Fee for the Period</b> |  |          |      |                   |          | <b>432.00</b>        |

**Fee Calculations**

Fee Period: 12/31/2015 to 01/31/2016





**Fee Invoice**  
 STATE OF OH-REGULAR INVE 0900160  
 Services Provided for the Period: 12/31/2015 - 01/31/2016

Invoice Reference No: 0000MUWJJC000      Billing Account Number: 0900160      Invoice Date: 02/08/2016      Payment Due Date: 03/09/2016

**Summary of Current Charges and Expenses**


Base Currency: USD

| Depository Ineligible Trades - \$18       |  | Fee Period: 12/31/2015 to 01/31/2016 |                  |
|---|--|--------------------------------------|------------------|
| Allocation of Fee to Portfolios           |  |                                      |                  |
| Portfolio Number                          | Name of Portfolio                      | Quantity                             | Percent of Total |
| 0900160.1                                 | STATE OF OH-REGULAR INVEST-REG PRI USD | 43                                   | 100.00%          |
| <b>Total Fee for the Period</b>           |  | <b>43</b>                            | <b>100.00%</b>   |
|   |  |                                      | <b>774.00</b>    |
| <b>Total Current Charges and Expenses</b> |  |                                      | <b>774.00</b>    |

| Refunds and Reimbursements              |  | Fee Calculations |                      |
|---|--|------------------|----------------------|
| Allocation of Fee to Portfolios         |  |                  |                      |
| Portfolio Number                        | Name of Portfolio                      | Quantity         | Estimated Annual Fee |
| 0900160.1                               | STATE OF OH-REGULAR INVEST-REG PRI USD | 43               | 774.00               |
| <b>Total</b>                            |  | <b>43</b>        | <b>774.00</b>        |
| <b>Total Refunds and Reimbursements</b> |  |                  | <b>774.00</b>        |
| <b>Invoice Total</b>                    |  |                  | <b>8,759.77</b>      |

1 Position Held in Multiple Registrations @ \$4.00Ea(0900160.6)  
 Total -8.00  
 Total Refunds and Reimbursements -8.00  
 Invoice Total 25,830.22

*Handwritten notes:*  
 RSW 2/10/16  
 2/10/16  
 2-10-16



# STATE BOARD OF DEPOSIT STATE OF OHIO

**Members:**

Josh Mandel, Chairman  
Treasurer of State  
Mike DeWine  
Attorney General  
Dave Yost  
Auditor of State

## CERTIFICATION OF THE EXPENSES OF THE STATE BOARD OF DEPOSIT

In accordance with Chapter 135.02 of the Ohio Revised Code, the undersigned, Chairman and Secretary of the State Board of Deposit of the State of Ohio, hereby certifies that the necessary expenses of the Board, which represent PNC banking fees [Dept. of Natural Resources – Mine Subsidence] for the month of January 2016, are \$857.31.

*Josh Mandel*

CHAIRMAN

*Stacy Lumberlander*

SECRETARY

*February 24, 2016*

DATE



Board of Deposit Fees: PNC Bank  
January 2016

Mine Subsidence Insurance Fund (3911)

| Service Code | Bank Code | Description                      | Total Units | BSA Price    | Expected Total  | Bank Total      | Variance      |
|--------------|-----------|----------------------------------|-------------|--------------|-----------------|-----------------|---------------|
| 00 02 30     | 7         | ACCOUNT BALANCE FEE              | 516         | \$0.01       | \$6.45          | \$6.45          | \$0.00        |
| 00 03 71     | 1176      | CHARGE FOR INVOICE               | 1           | \$0.00       | \$0.00          | \$0.00          | \$0.00        |
| 01 00 00     | 5         | ACCOUNT MAINTENANCE              | 1           | \$5.00       | \$5.00          | \$5.00          | \$0.00        |
| 01 02 00     | 9         | REMOTE DEPOSIT CAPTURE-TICKETS   | 1           | \$0.50       | \$0.50          | \$0.50          | \$0.00        |
| 10 02 18     | 111       | REMOTE DEPOSIT CHECKIMAGES       | 25          | \$0.03       | \$0.75          | \$0.75          | \$0.00        |
| 25 10 52     | 1626      | ACH DEBIT BLOCK MONTHLY SERVICE  | 1           | \$5.00       | \$5.00          | \$5.00          | \$0.00        |
| 35 01 09     | 3238      | PINACLE OUTGOING DOMESTIC        | 3           | \$4.00       | \$12.00         | \$12.00         | \$0.00        |
| 35 03 00     | 782       | INCOMING WIRE TRANSFER           | 3           | \$3.00       | \$9.00          | \$9.00          | \$0.00        |
| 40 01 10     | 903       | PINACLE TRANSMISSION MONTHLY FEE | 1           | \$10.00      | \$10.00         | \$10.00         | \$0.00        |
| 40 02 22     | 800       | PREVIOUS DAY ACCOUNT             | 23          | \$4.00       | \$92.00         | \$92.00         | \$0.00        |
| 40 99 99     | 918       | PREVIOUS DAY DETAIL BAI          | 8780        | \$0.08       | \$702.40        | \$702.40        | \$0.00        |
| 40 99 99     | 4059      | PINACLE EVENT NOTIFICATION MONTH | 1           | \$25.00      | \$25.00         | \$25.00         | \$0.00        |
|              |           |                                  |             | <b>Total</b> | <b>\$868.10</b> | <b>\$868.10</b> | <b>\$0.00</b> |

Service Fee Total \$868.10

Earnings Credit Allowance \$10.79

\$857.31 KP



Visit us at [pnc.com](http://pnc.com)

Page 1 of 6

ACCOUNT ANALYSIS STATEMENT

| CLIENT NAME & ADDRESS   | ACCOUNT INFORMATION  | ANALYSIS PERIOD          |
|---|--|--------------------------|
| STATE OF OHIO<br>ODNR MINE SUBSTANCE INS FUND<br>ATTN KYANA PIERSON<br>30 E BROAD ST 9TH FLOOR<br>COLUMBUS OH 43215 | ACCOUNT 0001629970 SUMMARY<br>TREASURY SCOTT A FRATTURELLI<br>OFFICER (614) 463-7332<br>CLIENT TMCC@pnc.com<br>SERVICES 1-800-669-1518 | 01/01/2016 to 01/31/2016 |
|   |  | STATEMENT DATE           |
|   |  | FEBRUARY 9, 2016         |

ACCOUNTS INCLUDED IN THIS ANALYSIS

| BANK NUMBER | ACCOUNT NUMBER | ACCOUNT NAME  | ACCOUNT TITLE                  |
|-------------|----------------|---------------|--------------------------------|
| 070         | 4006903911     | STATE OF OHIO | MINE SUBSIDENCE INSURANCE FUND |

PLEASE REVIEW YOUR ANALYSIS PROMPTLY. WE WILL GLADLY CORRECT ERRORS WITHIN 90 DAYS OF THE STATEMENT DATE. AFTER 90 DAYS, THE ANALYSIS IS DEEMED TO BE ACCURATE AND ADJUSTMENTS WILL NO LONGER BE PROCESSED.

GO PAPERLESS. SIGN-UP TODAY FOR FREE ONLINE CORPORATE ACCOUNT ANALYSIS STATEMENTS THAT YOU CAN ACCESS VIA PINACLE. ONLINE STATEMENTS CAN BE VIEWED SEVERAL DAYS EARLIER THAN IF THEY ARE SENT BY MAIL - WHICH IS GOOD NEWS FOR YOU AND THE ENVIRONMENT. ENROLL TODAY. FOR MORE INFORMATION, CALL TREASURY MANAGEMENT CLIENT CARE AT 1-800-669-1518 OR CONTACT YOUR TREASURY MANAGEMENT OFFICER OR SALES ASSOCIATE.



Visit us at pnc.com

ACCOUNT ANALYSIS STATEMENT

| CLIENT NAME & ADDRESS   | ACCOUNT INFORMATION   | ANALYSIS PERIOD          |
|---|---|--------------------------|
| STATE OF OHIO<br>ODNR MINE SUBSTANCE INS FUND<br>ATTN KYANA PIERSON<br>30 E BROAD ST 9TH FLOOR<br>COLUMBUS OH 43215 | ACCOUNT 0001629970 SUMMARY<br>TREASURY SCOTT A FRATTURELLI<br>OFFICER (614) 463-7332<br>CLIENT TMCC@pnc.com<br>SERVICES 1-800-669-1518<br>BILLING CYCLE MONTHLY | 01/01/2016 to 01/31/2016 |
|   |   | STATEMENT DATE           |
|   |   | FEBRUARY 9, 2016         |

| CURRENT MONTHLY BALANCE & COMPENSATION |               |                              |                     |
|--|---------------|------------------------------|---------------------|
| AVERAGE LEDGER BALANCE                 | 51,553.42     | EARNINGS ALLOWANCE (0.250 %) | 10.79               |
| LESS: DEPOSIT FLOAT                    | 550.81        | TOTAL ANALYZED CHARGES       | 868.10              |
|  |               | EXCESS/(DEFICIT) FEES        | 857.31-             |
| AVERAGE COLLECTED BALANCE              | 51,002.61     | TOTAL AMOUNT DUE             | 857.31<br>(INVOICE) |
| LESS: RESERVES( 0.00%)                 | 0.00          |                              |                     |
| INVESTABLE BALANCE                     | 51,002.61     |                              |                     |
| COLLECTED BALANCE REQUIRED             | 4,099,671.70  |                              |                     |
| EXCESS/(DEFICIT) BALANCE               | 4,048,669.09- |                              |                     |

EARNINGS CREDIT RATE IS TIERED. THE HIGHEST TIER EARNINGS CREDIT RATE FOR NEXT MONTH IS: .350000 %

\$4722.58 IN COLLECTED BALANCE WILL PAY FOR \$1.00 IN SERVICES, BASED UPON THIS MONTH'S TIERED EARNINGS CREDIT RATE.

PAYMENT FOR THE ABOVE NOTED DEFICIENCY AMOUNT IS EXPECTED PROMPTLY UPON RECEIPT OF THE INVOICE.

SUMMARY OF ACCOUNT SERVICES

| SERVICE DESCRIPTION                     | AFP CODE | VOLUME | UNIT PRICE | TOTAL PRICE | COLLECTED BALANCE REQUIRED |
|---|----------|--------|------------|-------------|----------------------------|
| <b>DEMAND DEPOSIT RELATED SERVICES</b>  |          |        |            |             |                            |
| ACCOUNT MAINTENANCE                     | 01 00 00 | 1      | 5.0000     | 5.00        | 23,612.90                  |
| ACCOUNT BALANCE FEE                     | 00 02 30 | 516    | 0.0125     | 6.45        | 30,460.64                  |
|   |          |        |            | \$11.45     | \$54,073.54                |
| <b>REMOTE DEPOSIT RELATED SERVICES</b>  |          |        |            |             |                            |
| REMOTE DEPOSIT CAPTURE-TICKETS          | 01 02 00 | 1      | 0.5000     | 0.50        | 2,361.29                   |
| REMOTE DEPOSIT CHECK IMAGES             | 10 02 18 | 25     | 0.0300     | 0.75        | 3,541.94                   |
|   |          |        |            | \$1.25      | \$5,903.23                 |
| <b>AUTOMATED CLEARINGHOUSE SERVICES</b> |          |        |            |             |                            |
| ACH DEBIT BLOCK MONTHLY SERVICE         | 25 10 52 | 1      | 5.0000     | 5.00        | 23,612.90                  |
|   |          |        |            | \$5.00      | \$23,612.90                |
| <b>FUNDS TRANSFER SERVICES</b>          |          |        |            |             |                            |
| INCOMING WIRE TRANSFER                  | 35 03 00 | 3      | 3.0000     | 9.00        | 42,503.22                  |
| PINACLE OUTGOING DOMESTIC               | 35 01 09 | 3      | 4.0000     | 12.00       | 56,670.96                  |
|   |          |        |            | \$21.00     | \$99,174.18                |
| <b>INFORMATION SERVICES</b>             |          |        |            |             |                            |
| PREVIOUS DAY ACCOUNT                    | 40 02 22 | 23     | 4.0000     | 92.00       | 434,477.36                 |
| PINACLE TRANSMISSION MONTHLY FEE        | 40 01 10 | 1      | 10.0000    | 10.00       | 47,225.80                  |
| PREVIOUS DAY DETAIL BAI                 | 40 99 99 | 8,780  | 0.0800     | 702.40      | 3,317,140.19               |
| PINACLE EVENT NOTIFICATION MONTHLY      | 40 99 99 | 1      | 25.0000    | 25.00       | 118,064.50                 |
|   |          |        |            | \$829.40    | \$3,916,907.85             |



ACCOUNT ANALYSIS STATEMENT

| CLIENT NAME & ADDRESS   | ACCOUNT INFORMATION   | ANALYSIS PERIOD          |
|---|---|--------------------------|
| STATE OF OHIO<br>ODNR MINE SUBSTANCE INS FUND<br>ATTN KYANA PIERSON<br>30 E BROAD ST 9TH FLOOR<br>COLUMBUS OH 43215 | ACCOUNT 0001629970 SUMMARY<br>TREASURY SCOTT A FRATTURELLI<br>OFFICER (614) 463-7332<br>CLIENT TMCC@pnc.com<br>SERVICES 1-800-669-1518<br>BILLING CYCLE MONTHLY | 01/01/2016 to 01/31/2016 |
|   |   | STATEMENT DATE           |
|   |   | FEBRUARY 9, 2016         |

SUMMARY OF ACCOUNT SERVICES

| SERVICE DESCRIPTION      | AFP CODE | VOLUME | UNIT PRICE | TOTAL PRICE | COLLECTED<br>BALANCE REQUIRED |
|--------------------------|----------|--------|------------|-------------|-------------------------------|
| TOTAL ANALYZED CHARGES : |          |        |            | \$868.10    | \$4,099,671.70                |



Visit us at pnc.com

ACCOUNT ANALYSIS STATEMENT

| CLIENT NAME & ADDRESS                           | ACCOUNT INFORMATION   | ANALYSIS PERIOD          |
|---|---|--------------------------|
| STATE OF OHIO<br>MINE SUBSIDENCE INSURANCE FUND | ACCOUNT 4006903911<br>TREASURY SCOTT A FRATTURELLI<br>OFFICER (614) 463-7332<br>CLIENT TMCC@pnc.com<br>SERVICES 1-800-669-1518<br>BILLING CYCLE MONTHLY | 01/01/2016 to 01/31/2016 |
|   |   | STATEMENT DATE           |
|   |   | FEBRUARY 9, 2016         |

| CURRENT MONTHLY BALANCE & COMPENSATION |               |                                |         |
|--|---------------|--------------------------------|---------|
| AVERAGE LEDGER BALANCE                 | 51,553.42     | EARNINGS ALLOWANCE (0.250 %)   | 10.79   |
| LESS: DEPOSIT FLOAT                    | 550.80        | TOTAL ANALYZED CHARGES         | 868.10  |
| AVERAGE COLLECTED BALANCE              | 51,002.62     | EXCESS/(DEFICIT) FEES          | 857.31- |
| LESS: RESERVES( 0.00 %)                | 0.00          | (TRANSFERRED TO : 0001629970 ) |         |
| INVESTABLE BALANCE                     | 51,002.61     |                                |         |
| COLLECTED BALANCE REQUIRED             | 4,099,671.70  |                                |         |
| EXCESS/(DEFICIT) BALANCE               | 4,048,669.08- |                                |         |

EARNINGS CREDIT RATE IS TIERED. THE HIGHEST TIER EARNINGS CREDIT RATE FOR NEXT MONTH IS: .350000 %

\$4722.58 IN COLLECTED BALANCE WILL PAY FOR \$1.00 IN SERVICES, BASED UPON THIS MONTH'S TIERED EARNINGS CREDIT RATE.

SUMMARY OF ACCOUNT SERVICES

| SERVICE DESCRIPTION                     | AFP CODE | VOLUME | UNIT PRICE | TOTAL PRICE     | COLLECTED BALANCE REQUIRED |
|---|----------|--------|------------|-----------------|----------------------------|
| <b>DEMAND DEPOSIT RELATED SERVICES</b>  |          |        |            |                 |                            |
| ACCOUNT MAINTENANCE                     | 01 00 00 | 1      | 5.0000     | 5.00            | 23,612.90                  |
| ACCOUNT BALANCE FEE                     | 00 02 30 | 516    | 0.0125     | 6.45            | 30,460.64                  |
|   |          |        |            | <u>\$11.45</u>  | <u>\$54,073.54</u>         |
| <b>REMOTE DEPOSIT RELATED SERVICES</b>  |          |        |            |                 |                            |
| REMOTE DEPOSIT CAPTURE-TICKETS          | 01 02 00 | 1      | 0.5000     | 0.50            | 2,361.29                   |
| REMOTE DEPOSIT CHECK IMAGES             | 10 02 18 | 25     | 0.0300     | 0.75            | 3,541.94                   |
|   |          |        |            | <u>\$1.25</u>   | <u>\$5,903.23</u>          |
| <b>AUTOMATED CLEARINGHOUSE SERVICES</b> |          |        |            |                 |                            |
| ACH DEBIT BLOCK MONTHLY SERVICE         | 25 10 52 | 1      | 5.0000     | 5.00            | 23,612.90                  |
|   |          |        |            | <u>\$5.00</u>   | <u>\$23,612.90</u>         |
| <b>FUNDS TRANSFER SERVICES</b>          |          |        |            |                 |                            |
| INCOMING WIRE TRANSFER                  | 35 03 00 | 3      | 3.0000     | 9.00            | 42,503.22                  |
| PINACLE OUTGOING DOMESTIC               | 35 01 09 | 3      | 4.0000     | 12.00           | 56,670.96                  |
|   |          |        |            | <u>\$21.00</u>  | <u>\$99,174.18</u>         |
| <b>INFORMATION SERVICES</b>             |          |        |            |                 |                            |
| PREVIOUS DAY ACCOUNT                    | 40 02 22 | 23     | 4.0000     | 92.00           | 434,477.36                 |
| PINACLE TRANSMISSION MONTHLY FEE        | 40 01 10 | 1      | 10.0000    | 10.00           | 47,225.80                  |
| PREVIOUS DAY DETAIL BAI                 | 40 99 99 | 8,780  | 0.0800     | 702.40          | 3,317,140.19               |
| PINACLE EVENT NOTIFICATION MONTHLY      | 40 99 99 | 1      | 25.0000    | 25.00           | 118,064.50                 |
|   |          |        |            | <u>\$829.40</u> | <u>\$3,916,907.85</u>      |




ACCOUNT ANALYSIS STATEMENT

|   |  |   |
|---|--|---|
| <b>CLIENT NAME &amp; ADDRESS</b><br>STATE OF OHIO<br>ODNR MINE SUBSTANCE INS FUND<br>ATTN KYANA PIERSON<br>30 E BROAD ST 9TH FLOOR<br>COLUMBUS OH 43215 | <b>ACCOUNT INFORMATION</b><br>ACCOUNT      0001629970      SUMMARY<br>TREASURY      SCOTT A FRATTURELLI<br>OFFICER      (614) 463-7332<br>CLIENT      TMCC@pnc.com<br>SERVICES      1-800-669-1518<br>BILLING CYCLE      MONTHLY | <b>ANALYSIS PERIOD</b><br>01/01/2016 to 01/31/2016<br><br><b>STATEMENT DATE</b><br>FEBRUARY 9, 2016 |
|---|--|---|

YEAR-TO-DATE RELATIONSHIP SUMMARY

| MONTH     | ADJUSTED<br>AVERAGE<br>LEDGER BALANCE | ADJUSTED<br>COLLECTED<br>BALANCE | EARNINGS<br>CREDIT<br>RATE | TOTAL<br>ACTIVITY<br>CHARGES | COLLECTED<br>BALANCE<br>REQUIRED | EXCESS/(DEFICIT)<br>BALANCE | EXCESS/(DEFICIT)<br>FEE EQUIVALENT |
|-----------|---------------------------------------|----------------------------------|----------------------------|------------------------------|----------------------------------|-----------------------------|------------------------------------|
| JANUARY   | 51,553.42                             | 51,002.61                        | .250000                    | 868.10                       | 4,099,671.70                     | 4,048,669.09-               | 857.31-                            |
| QTR TOTAL | 51,553.42                             | 51,002.61                        |                            | 868.10                       | 4,099,671.70                     | 4,048,669.09-               | 857.31-                            |
| YTD TOTAL | 51,553.42                             | 51,002.61                        | .250000                    | 868.10                       | 4,099,671.70                     | 4,048,669.09-               | 857.31-                            |



# STATE BOARD OF DEPOSIT STATE OF OHIO

**Members:**

Josh Mandel, Chairman  
Treasurer of State  
Mike DeWine  
Attorney General  
Dave Yost  
Auditor of State

## CERTIFICATION OF THE EXPENSES OF THE STATE BOARD OF DEPOSIT

In accordance with Chapter 135.02 of the Ohio Revised Code, the undersigned, Chairman and Secretary of the State Board of Deposit of the State of Ohio, hereby certifies that the necessary expenses of the Board, which represent PNC banking fees [Dept. of Natural Resources – Watercraft] for the month of January 2016, are \$16.55.

*Josh Mandel*

CHAIRMAN

*Steve Cumberlander*

SECRETARY

*February 24, 2016*

DATE

Board of Deposit: PNC Bank  
January 2016

ODNR Cambridge (4131)

| Service Code | Bank Code | Description                       | Total Units | BSA Price    | Expected Total | Bank Total     | Variance      |
|--------------|-----------|-----------------------------------|-------------|--------------|----------------|----------------|---------------|
| 00 02 30     | 7         | ACCOUNT BALANCE FEE               | 2           | \$0.01       | \$0.03         | \$0.03         | \$0.00        |
| 00 03 71     | 1176      | CHARGE FOR INVOICE                | 1           | \$0.00       | \$0.00         | \$0.00         | \$0.00        |
| 01 00 00     | 5         | ACCOUNT MAINTENANCE               | 1           | \$5.00       | \$5.00         | \$5.00         | \$0.00        |
| 10 00 00     | 247       | OTC DEPOSIT MIXED                 | 2           | \$0.00       | \$0.00         | \$0.00         | \$0.00        |
| 10 00 00     | 248       | OTC DEPOSIT CHECK                 | 5           | \$0.00       | \$0.00         | \$0.00         | \$0.00        |
| 10 00 00     | 249       | OTC DEPOSIT CASH                  | 6           | \$0.00       | \$0.00         | \$0.00         | \$0.00        |
| 10 00 15     | 2074      | CASH VERIFICATION OTC-10.00 UNIT  | 27          | \$0.01       | \$0.22         | \$0.22         | \$0.00        |
| 10 00 40     | 246       | CURRENCY FURNISHED TRANSACTIONS   | 1           | \$0.00       | \$0.00         | \$0.00         | \$0.00        |
| 10 00 48     | 73        | CURRENCY FURNISHED (\$10 UNITS<50 | 10          | \$0.03       | \$0.30         | \$0.30         | \$0.00        |
| 10 02 00     | 10        | REGULAR DEPOSIT TICKET(N)         | 13          | \$0.40       | \$5.20         | \$5.20         | \$0.00        |
| 10 02 23     | 17        | DEPOSIT ITEMS-TIER 1              | 5           | \$0.03       | \$0.15         | \$0.15         | \$0.00        |
| 10 02 25     | 21        | DEPOSIT ITEMS-TIER 2              | 3           | \$0.03       | \$0.09         | \$0.09         | \$0.00        |
| 25 02 00     | 701       | DEBITS RECEIVED                   | 12          | \$0.05       | \$0.60         | \$0.60         | \$0.00        |
| 25 10 50     | 1625      | ACH POSITIVE PAY MONTHLY SERVICE  | 1           | \$5.00       | \$5.00         | \$5.00         | \$0.00        |
|              |           |                                   |             | <b>Total</b> | <b>\$16.59</b> | <b>\$16.59</b> | <b>\$0.00</b> |

Service Fee Total \$16.59

Earnings Credit Allowance \$0.04

\$16.55

KP





Visit us at [pnc.com](http://pnc.com)

ACCOUNT ANALYSIS STATEMENT

|  |  |                          |
|--|--|--------------------------|
| <b>CLIENT NAME &amp; ADDRESS</b>   | <b>ACCOUNT INFORMATION</b>   | <b>ANALYSIS PERIOD</b>   |
| STATE OF OHIO<br>C/O ODNR DIVISION OF WATERCRAFT<br>30 E BROAD ST 9TH FLOOR<br>COLUMBUS OH 43215 | ACCOUNT 1000005500 SUMMARY<br>TREASURY SCOTT A FRATTURELLI<br>OFFICER (614) 463-7332<br>CLIENT TMCC@pnc.com<br>SERVICES 1-800-669-1518 | 01/01/2016 to 01/31/2016 |
|  |  | <b>STATEMENT DATE</b>    |
|  |  | FEBRUARY 9, 2016         |

ACCOUNTS INCLUDED IN THIS ANALYSIS

| BANK NUMBER | ACCOUNT NUMBER | ACCOUNT NAME          | ACCOUNT TITLE |
|-------------|----------------|-----------------------|---------------|
| 070         | 4210144131     | ODNR DIVISION OF WATE |               |

PLEASE REVIEW YOUR ANALYSIS PROMPTLY. WE WILL GLADLY CORRECT ERRORS WITHIN 90 DAYS OF THE STATEMENT DATE. AFTER 90 DAYS, THE ANALYSIS IS DEEMED TO BE ACCURATE AND ADJUSTMENTS WILL NO LONGER BE PROCESSED.

GO PAPERLESS. SIGN-UP TODAY FOR FREE ONLINE CORPORATE ACCOUNT ANALYSIS STATEMENTS THAT YOU CAN ACCESS VIA PINACLE. ONLINE STATEMENTS CAN BE VIEWED SEVERAL DAYS EARLIER THAN IF THEY ARE SENT BY MAIL - WHICH IS GOOD NEWS FOR YOU AND THE ENVIRONMENT. ENROLL TODAY. FOR MORE INFORMATION, CALL TREASURY MANAGEMENT CLIENT CARE AT 1-800-669-1518 OR CONTACT YOUR TREASURY MANAGEMENT OFFICER OR SALES ASSOCIATE.



Visit us at pnc.com

ACCOUNT ANALYSIS STATEMENT

| CLIENT NAME & ADDRESS  | ACCOUNT INFORMATION   | ANALYSIS PERIOD          |
|--|---|--------------------------|
| STATE OF OHIO<br>C/O ODNR DIVISION OF WATERCRAFT<br>30 E BROAD ST 9TH FLOOR<br>COLUMBUS OH 43215 | ACCOUNT 1000005500 SUMMARY<br>TREASURY SCOTT A FRATTURELLI<br>OFFICER (614) 463-7332<br>CLIENT TMCC@pnc.com<br>SERVICES 1-800-669-1518<br>BILLING CYCLE MONTHLY | 01/01/2016 to 01/31/2016 |
|  |   | STATEMENT DATE           |
|  |   | FEBRUARY 9, 2016         |

| CURRENT MONTHLY BALANCE & COMPENSATION |            |                              |           |
|--|------------|------------------------------|-----------|
| AVERAGE LEDGER BALANCE                 | 187.21     | EARNINGS ALLOWANCE (0.250 %) | 0.04      |
| LESS: DEPOSIT FLOAT                    | 17.23      | TOTAL ANALYZED CHARGES       | 16.59     |
|  |            | EXCESS/(DEFICIT) FEES        | 16.55-    |
| AVERAGE COLLECTED BALANCE              | 169.98     | TOTAL AMOUNT DUE             | 16.55     |
|  |            |                              | (INVOICE) |
| LESS: RESERVES( 0.00 %)                | 0.00       |                              |           |
| INVESTABLE BALANCE                     | 169.98     |                              |           |
| COLLECTED BALANCE REQUIRED             | 78,347.61  |                              |           |
| EXCESS/(DEFICIT) BALANCE               | 78,177.63- |                              |           |

EARNINGS CREDIT RATE IS TIERED. THE HIGHEST TIER EARNINGS CREDIT RATE FOR NEXT MONTH IS: .350000 %

\$4722.58 IN COLLECTED BALANCE WILL PAY FOR \$1.00 IN SERVICES, BASED UPON THIS MONTH'S TIERED EARNINGS CREDIT RATE.

PAYMENT FOR THE ABOVE NOTED DEFICIENCY AMOUNT IS EXPECTED PROMPTLY UPON RECEIPT OF THE INVOICE.

SUMMARY OF ACCOUNT SERVICES

| SERVICE DESCRIPTION                     | AFP CODE | VOLUME | UNIT PRICE | TOTAL PRICE | COLLECTED BALANCE REQUIRED |
|---|----------|--------|------------|-------------|----------------------------|
| <b>DEMAND DEPOSIT RELATED SERVICES</b>  |          |        |            |             |                            |
| ACCOUNT MAINTENANCE                     | 01 00 00 | 1      | 5.0000     | 5.00        | 23,612.90                  |
| ACCOUNT BALANCE FEE                     | 00 02 30 | 2      | 0.0125     | 0.03        | 141.68                     |
| REGULAR DEPOSIT TICKET(N)               | 10 02 00 | 13     | 0.4000     | 5.20        | 24,557.42                  |
| DEPOSIT ITEMS-TIER 1                    | 10 02 23 | 5      | 0.0300     | 0.15        | 708.39                     |
| DEPOSIT ITEMS-TIER 2                    | 10 02 25 | 3      | 0.0300     | 0.09        | 425.03                     |
|   |          |        |            | \$10.47     | \$49,445.42                |
| <b>MISCELLANEOUS BRANCH SERVICES</b>    |          |        |            |             |                            |
| CURRENCY FURNISHED (\$10 UNITS<50K)     | 10 00 48 | 10     | 0.0300     | 0.30        | 1,416.77                   |
| CASH VERIFICATION OTC-10.00 UNITS       | 10 00 15 | 27     | 0.0080     | 0.22        | 1,038.97                   |
|   |          |        |            | \$0.52      | \$2,455.74                 |
| <b>AUTOMATED CLEARINGHOUSE SERVICES</b> |          |        |            |             |                            |
| DEBITS RECEIVED                         | 25 02 00 | 12     | 0.0500     | 0.60        | 2,833.55                   |
| ACH POSITIVE PAY MONTHLY SERVICE        | 25 10 50 | 1      | 5.0000     | 5.00        | 23,612.90                  |
|   |          |        |            | \$5.60      | \$26,446.45                |
| TOTAL ANALYZED CHARGES :                |          |        |            | \$16.59     | \$78,347.61                |



Visit us at pnc.com

ACCOUNT ANALYSIS STATEMENT

|                                |   |                          |
|--------------------------------|---|--------------------------|
| CLIENT NAME & ADDRESS          | ACCOUNT INFORMATION   | ANALYSIS PERIOD          |
| O D N R DIVISION OF WATERCRAFT | ACCOUNT 4210144131<br>TREASURY SCOTT A FRATTURELLI<br>OFFICER (614) 463-7332<br>CLIENT TMCC@pnc.com<br>SERVICES 1-800-669-1518<br>BILLING CYCLE MONTHLY | 01/01/2016 to 01/31/2016 |
|                                |   | STATEMENT DATE           |
|                                |   | FEBRUARY 9, 2016         |

| CURRENT MONTHLY BALANCE & COMPENSATION |            |                                |        |
|--|------------|--------------------------------|--------|
| AVERAGE LEDGER BALANCE                 | 187.21     | EARNINGS ALLOWANCE (0.250 %)   | 0.04   |
| LESS: DEPOSIT FLOAT                    | 17.22      | TOTAL ANALYZED CHARGES         | 16.59  |
|  |            | EXCESS/(DEFICIT) FEES          | 16.55- |
|  |            | (TRANSFERRED TO : 1000005500 ) |        |
| AVERAGE COLLECTED BALANCE              | 169.99     |                                |        |
| LESS: RESERVES( 0.00 %)                | 0.00       |                                |        |
| INVESTABLE BALANCE                     | 169.98     |                                |        |
| COLLECTED BALANCE REQUIRED             | 78,347.61  |                                |        |
| EXCESS/(DEFICIT) BALANCE               | 78,177.62- |                                |        |

EARNINGS CREDIT RATE IS TIERED. THE HIGHEST TIER EARNINGS CREDIT RATE FOR NEXT MONTH IS: .350000 %

\$4722.58 IN COLLECTED BALANCE WILL PAY FOR \$1.00 IN SERVICES, BASED UPON THIS MONTH'S TIERED EARNINGS CREDIT RATE.

SUMMARY OF ACCOUNT SERVICES

| SERVICE DESCRIPTION                     | AFP CODE | VOLUME | UNIT PRICE | TOTAL PRICE | COLLECTED BALANCE REQUIRED |
|---|----------|--------|------------|-------------|----------------------------|
| <b>DEMAND DEPOSIT RELATED SERVICES</b>  |          |        |            |             |                            |
| ACCOUNT MAINTENANCE                     | 01 00 00 | 1      | 5.0000     | 5.00        | 23,612.90                  |
| ACCOUNT BALANCE FEE                     | 00 02 30 | 2      | 0.0125     | 0.03        | 141.68                     |
| REGULAR DEPOSIT TICKET(N)               | 10 02 00 | 13     | 0.4000     | 5.20        | 24,557.42                  |
| DEPOSIT ITEMS-TIER 1                    | 10 02 23 | 5      | 0.0300     | 0.15        | 708.39                     |
| DEPOSIT ITEMS-TIER 2                    | 10 02 25 | 3      | 0.0300     | 0.09        | 425.03                     |
|   |          |        |            | \$10.47     | \$49,445.42                |
| <b>MISCELLANEOUS BRANCH SERVICES</b>    |          |        |            |             |                            |
| CURRENCY FURNISHED (\$10 UNITS<50K)     | 10 00 48 | 10     | 0.0300     | 0.30        | 1,416.77                   |
| CASH VERIFICATION OTC-10.00 UNITS       | 10 00 15 | 27     | 0.0080     | 0.22        | 1,038.97                   |
|   |          |        |            | \$0.52      | \$2,455.74                 |
| <b>AUTOMATED CLEARINGHOUSE SERVICES</b> |          |        |            |             |                            |
| DEBITS RECEIVED                         | 25 02 00 | 12     | 0.0500     | 0.60        | 2,833.55                   |
| ACH POSITIVE PAY MONTHLY SERVICE        | 25 10 50 | 1      | 5.0000     | 5.00        | 23,612.90                  |
|   |          |        |            | \$5.60      | \$26,446.45                |
| TOTAL ANALYZED CHARGES :                |          |        |            | \$16.59     | \$78,347.61                |



ACCOUNT ANALYSIS STATEMENT

|  |   |                          |
|--|---|--------------------------|
| <b>CLIENT NAME &amp; ADDRESS</b>   | <b>ACCOUNT INFORMATION</b>  | <b>ANALYSIS PERIOD</b>   |
| STATE OF OHIO<br>C/O ODNR DIVISION OF WATERCRAFT<br>30 E BROAD ST 9TH FLOOR<br>COLUMBUS OH 43215 | ACCOUNT 1000005500 SUMMARY<br>TREASURY SCOTT A FRATTURELLI<br>OFFICER (614) 463-7332<br>CLIENT TMCC@pnc.com<br>SERVICES 1-800-669-1518<br>BILLING CYCLE MONTHLY | 01/01/2016 to 01/31/2016 |
|  |   | <b>STATEMENT DATE</b>    |
|  |   | FEBRUARY 9, 2016         |

YEAR-TO-DATE RELATIONSHIP SUMMARY

| MONTH     | ADJUSTED<br>AVERAGE<br>LEDGER BALANCE | ADJUSTED<br>COLLECTED<br>BALANCE | EARNINGS<br>CREDIT<br>RATE | TOTAL<br>ACTIVITY<br>CHARGES | COLLECTED<br>BALANCE<br>REQUIRED | EXCESS/(DEFICIT)<br>BALANCE | EXCESS/(DEFICIT)<br>FEE EQUIVALENT |
|-----------|---------------------------------------|----------------------------------|----------------------------|------------------------------|----------------------------------|-----------------------------|------------------------------------|
| JANUARY   | 187.21                                | 169.98                           | .250000                    | 16.59                        | 78,347.61                        | 78,177.63-                  | 16.55-                             |
| QTR TOTAL | 187.21                                | 169.98                           |                            | 16.59                        | 78,347.61                        | 78,177.63-                  | 16.55-                             |
| YTD TOTAL | 187.21                                | 169.98                           | .250000                    | 16.59                        | 78,347.61                        | 78,177.63-                  | 16.55-                             |